

CLUB AND AMENITIES @ ALTA ELLIOTT GILBERT, AZ WOOD PARTNERS



Dēi

DESIGN ENVIRONMENTS

CONTACTS

INTERIOR DESIGNER: Design Environments
3025 Chastain Meadows Pkwy, Suite 200
Marietta, GA 30066
PHONE 770.429.3200
FAX 770.429.3201
E-MAIL jmatthews@designenvironments.com

PROJECT DESIGNER: Jessica Matthews
E-MAIL jmatthews@designenvironments.com

CAD DESIGNER: Tammy Perry
E-MAIL tperry@designenvironments.com

ARCHITECT: Design Balance, Inc.
2231 Ridge Road Suite 200
Rockwell, TX 75087
PHONE 214.668.2306
FAX
E-MAIL john@designbalance.com

PROJECT ARCHITECT: John Wombie

OWNER: Wood Partners
8777 E Via De Venture, Suite 201
Scottsdale, AZ 85258
PHONE 480.567.0520
FAX
E-MAIL clay.richardson@woodpartners.com

CONTACT: Clay Richardson

SHEET INDEX

GENERAL NOTES

GN.1 COVER
GN.2 NOTES AND SYMBOLS

PLANS

ID.100A BUILDING A1 LEVEL 1 ARCHITECTURAL AND KEY PLAN "A"
ID.100B BUILDING A1 LEVEL 1 ARCHITECTURAL AND KEY PLAN "B"
ID.101 BUILDING A1 LEVEL 4 ARCHITECTURAL AND KEY PLAN
ID.200A BUILDING A1 LEVEL 1 REFLECTED CEILING PLAN "A"
ID.200B BUILDING A1 LEVEL 1 REFLECTED CEILING PLAN "B"
ID.201 BUILDING A1 LEVEL 4 REFLECTED CEILING PLAN
ID.300A BUILDING A1 LEVEL 1 ELECTRICAL ADDITIONS PLAN "A"
ID.300B BUILDING A1 LEVEL 1 ELECTRICAL ADDITIONS PLAN "B"
ID.301 BUILDING A1 LEVEL 4 ELECTRICAL ADDITIONS PLAN
ID.400A BUILDING A1 LEVEL 1 FLOOR COVERING PLAN "A"
ID.400B BUILDING A1 LEVEL 1 FLOOR COVERING PLAN "B"
ID.401 BUILDING A1 LEVEL 4 FLOOR COVERING PLAN
ID.500A BUILDING A1 LEVEL 1 FURNITURE AND FIXTURES PLAN "A"
ID.500B BUILDING A1 LEVEL 1 FURNITURE AND FIXTURES PLAN "B"
ID.501 BUILDING A1 LEVEL 4 FURNITURE AND FIXTURES PLAN

ELEVATIONS AND DETAILS

ID.600 INTERIOR ELEVATIONS AND DETAILS	ID.615 INTERIOR ELEVATIONS AND DETAILS
ID.601 INTERIOR ELEVATIONS AND DETAILS	ID.616 INTERIOR ELEVATIONS AND DETAILS
ID.602 INTERIOR ELEVATIONS AND DETAILS	ID.617 INTERIOR ELEVATIONS AND DETAILS
ID.603 INTERIOR ELEVATIONS AND DETAILS	ID.618 INTERIOR ELEVATIONS AND DETAILS
ID.604 INTERIOR ELEVATIONS AND DETAILS	ID.619 INTERIOR ELEVATIONS AND DETAILS
ID.605 INTERIOR ELEVATIONS AND DETAILS	ID.620 INTERIOR ELEVATIONS AND DETAILS
ID.606 INTERIOR ELEVATIONS AND DETAILS	ID.621 INTERIOR ELEVATIONS AND DETAILS
ID.607 INTERIOR ELEVATIONS AND DETAILS	ID.622 INTERIOR ELEVATIONS AND DETAILS
ID.608 INTERIOR ELEVATIONS AND DETAILS	ID.623 INTERIOR ELEVATIONS AND DETAILS
ID.609 INTERIOR ELEVATIONS AND DETAILS	ID.624 INTERIOR ELEVATIONS AND DETAILS
ID.610 INTERIOR ELEVATIONS AND DETAILS	ID.625 INTERIOR ELEVATIONS AND DETAILS
ID.611 INTERIOR ELEVATIONS AND DETAILS	ID.626 INTERIOR ELEVATIONS AND DETAILS
ID.612 INTERIOR ELEVATIONS AND DETAILS	ID.627 INTERIOR ELEVATIONS AND DETAILS
ID.613 INTERIOR ELEVATIONS AND DETAILS	ID.628 INTERIOR ELEVATIONS AND DETAILS
ID.614 INTERIOR ELEVATIONS AND DETAILS	ID.629 INTERIOR ELEVATIONS AND DETAILS

FINISH SCHEDULES

FS.1 MOULDING PROFILES
FS.2 FINISH SCHEDULES
FS.3 FINISH SCHEDULES
FS.4 FINISH SCHEDULES
FS.5 FINISH SCHEDULES
FS.6 FINISH SCHEDULES

PROJECT

21180

CLUB AND AMENITIES @
ALTA ELLIOTT
GILBERT, AZ
WOOD PARTNERS

REVISIONS

RELEASED FOR CONSTRUCTION

BEGIN DATE: 03.04.22
RELEASE DATE: 05.26.22
DESIGNER: JM
CAD DESIGNER: TP
REVIEWED BY: JM, TP, MG

JOB #: 21180

TITLE: COVER

SHEET: GN.1

DR	REV	DATE	REMARKS	HR
				X

INTERIOR DESIGN, SPACE PLANNING, MARKETING
3025 CHASTAIN MEADOWS PARKWAY STE. 200
PH. 770.429.3200 FAX 770.429.3201
E-MAIL EMAIL@DESIGNENVIRONMENTS.COM

Dēi
DESIGN ENVIRONMENTS

This Drawing is the property of Design Environments and shall not be used without their written permission.

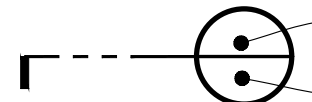

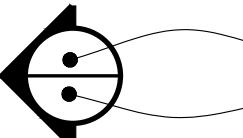
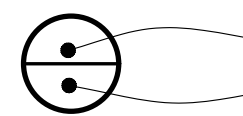
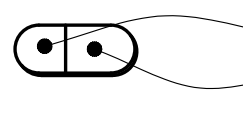


GENERAL NOTES

- CABINETS AND MILLWORK CONTRACTORS ARE RESPONSIBLE FOR VERIFYING ALL SITE DIMENSIONS REQUIRED FOR PROPER INSTALLATION AND FIT OF THEIR WORK.
- THE DESIGNER IS NOT RESPONSIBLE FOR THE TECHNIQUES, MEANS, AND METHODS EMPLOYED BY THE CONTRACTOR OR HIS SUBCONTRACTORS FOR THE FABRICATION OR INSTALLATION OF A SPECIFIED ITEM OR MATERIAL.
- SHOULD ANY SUBSTITUTIONS BE MADE BY THE CONTRACTOR, OWNER, OR ANY OF THEIR AGENTS, IT IS THE RESPONSIBILITY OF THE PARTY SUBMITTING THE SUBSTITUTION REQUEST TO RESEARCH AND QUALIFY THAT PERFORMANCE AND CONSTRUCTION SPECIFICATIONS MEET THOSE OF THE ORIGINALLY SPECIFIED ITEM OR MATERIAL PRIOR TO FIELD IMPLEMENTATION.
- CONTRACTOR SHALL VERIFY ALL EXISTING CONDITIONS AND REPORT ANY CONDITIONS THAT ARE IN CONFLICT WITH THE DRAWINGS AND SPECIFICATIONS TO THE DESIGNER IMMEDIATELY. DO NOT PROCEED WITH CONSTRUCTION UNTIL ALL DISCREPANCIES ARE RESOLVED.
- ALL CONSTRUCTION SHALL CONFORM TO THE REQUIREMENTS OF ALL GOVERNING FEDERAL, STATE, AND LOCAL BUILDING CODES.
- DIMENSIONS INDICATED ON THE PARTITION PLAN ARE TO THE FINISHED FACE OF THE PARTITION, UNLESS NOTED OTHERWISE ON THE PLAN. WHERE CLEAR DIMENSIONS ARE NOTED, THEY ARE CRITICAL FOR CLEARANCE OF FURNITURE OR EQUIPMENT AND MUST BE MAINTAINED.
- CABINETS AND MILLWORK CONTRACTORS ARE RESPONSIBLE FOR SUBMITTING WORKING DRAWINGS OF THE DESIGNS TO THE OWNER FOR APPROVAL.
- SUPERINTENDENT IS RESPONSIBLE FOR HAVING ALL APPLICABLE MATERIALS APPROVED THROUGH COUNTY INSPECTORS PRIOR TO PURCHASE.
- SHOULD ANY QUESTIONS ARISE AT ANY TIME DURING THE PRICING, FABRICATION OR INSTALLATION OF ANY OF THE DESIGNS INCLUDED HEREIN PLEASE CONTACT THE DESIGNER FOR CLARIFICATION.
- ANY DESIGN CHANGES REQUESTED BY THE CONTRACTOR OR THE OWNER SHALL BE CONSIDERED BY THE DESIGNER AS THEY RELATE TO THE AESTHETICS OF THE DESIGN CONCEPT. NOTIFY DESIGN ENVIRONMENTS INC. OF SUCH CHANGES FOR CONSIDERATION.

FINISH NOTES

- ALL INTERIOR FINISH SPECIFICATIONS AS REQUIRED OF THE INTERIOR DESIGNER ARE INCLUDED HEREIN. SHOULD ANY QUESTIONS ARISE REGARDING THE FINISH DRAWINGS OR SPECIFICATIONS WHICH REQUIRE CLARIFICATION, THE DESIGNER IS TO BE CONSULTED BEFORE PROCEEDING. THE DESIGNER IS NOT RESPONSIBLE FOR DISCREPANCIES THAT ARISE DUE TO CHANGES BY THE BASE BUILDING ARCHITECT, CONTRACTORS, CONSULTANTS, TENANTS, LANDLORDS, OR OWNERS AFTER THIS DATE.
- ALL FINISHES AND MATERIALS SHALL BE AS INDICATED IN THE FINISH SCHEDULES. NO SUBSTITUTIONS WILL BE ACCEPTED WITHOUT PRIOR APPROVAL OF THE DESIGNER.
- FOR CLARIFICATION OF FINISHES WHERE CASEWORK BUILT-INS, OR SPECIAL TREATMENTS OCCUR, REFER TO THE ELEVATIONS AND/OR DETAILS.
- ALL MISCELLANEOUS GRILLES, DIFFUSER PLATES, ACCESS PANELS, LIGHT FIXTURE TRIM, ETC. OCCURRING ON WALLS AND/OR CEILINGS ARE TO BE FINISHED TO MATCH THE WALL OR CEILING ON WHICH THEY OCCUR.
- ALL SURFACES WHICH ARE TO RECEIVE A FINISH APPLICATION SHALL BE COMPLETELY SMOOTH. IF SURFACES ARE NOT ACCEPTABLE TO RECEIVE FINISHES, NOTIFY GENERAL CONTRACTOR AND HAVE SURFACES CORRECTED BEFORE BEGINNING FINISH APPLICATION.
- ALL FINISH APPLICATIONS TO BE FREE OF ALL IMPERFECTIONS.
- UNLESS OTHERWISE STATED IN THE SPECIFICATIONS, ALL PAINTED SURFACES ARE TO RECEIVE ONE PRIME AND A MINIMUM OF TWO FINISH COATS. PRIME ALL SURFACES ACCORDING TO MANUFACTURER'S SPECIFICATIONS PRIOR TO APPLICATION OF PAINT. THE NUMBER OF COATS SPECIFIED IS THE MINIMUM NUMBER REQUIRED. APPLY ADDITIONAL COATS WHEN UNDERCOATS, STAINS, OR OTHER CONDITIONS SHOW THROUGH FINAL COAT OF PAINT UNTIL PAINT FILM IS OF UNIFORM FINISH, COLOR, AND APPEARANCE.
- ALL CASEWORK TO BE PAINTED SHALL BE SANDED SMOOTH, CLEANED, AND DEFECTS CORRECTED PRIOR TO PAINTING. WOOD SHALL BE PRIMED AS RECOMMENDED BY THE PAINT MANUFACTURER AND PAINTED WITH TWO COATS OF PAINT OF THE TYPE, COLOR, AND FINISH INDICATED.
- CONTRACTOR SHALL PREPARE A SAMPLE OF EACH STAINED FINISH ON THE APPROPRIATE MATERIAL AND SUBMIT THAT SAMPLE TO THE DESIGNER FOR APPROVAL PRIOR TO PROCEEDING WITH THE STAINING AND FINISHING OF ANY ITEM. COLOR, FINISH, AND MATERIAL OF COMPLETED WORK SHALL MATCH THAT OF THE APPROVED SAMPLE.
- ALL EXPOSED EDGES OF PLYWOOD USED IN SHELVING, ETC. IS TO BE EDGE BANDED.
- STAIN GRADE OR PAINT GRADE TRIM IS SPECIFIED HEREIN. ALL WOOD THAT IS TO BE STAINED MUST BE OF THE SAME SPECIES OF WOOD AS IS SPECIFIED.

SYMBOL LEGEND

-  DETAIL KEY SHEET NUMBER
-  SECTION NUMBER SHEET NUMBER
-  ELEVATION LETTER SHEET NUMBER
-  DETAIL KEY SHEET NUMBER
-  MATERIAL TYPE MATERIAL NUMBER
-  ARCHITECTURAL CHANGES PER DEI
-  REVISION NUMBER

ABBREVIATIONS

- CT - COUNTERTOP
- F - FLOORING
- L - LIGHTING
- M - MISCELLANEOUS
- P - PAINT
- S - STAIN
- T - MOULDING PROFILE
- W - WALLCOVERING
- VIF - VERIFY IN FIELD
- AFF - ABOVE FINISH FLOOR
- ARCH - ARCHITECT
- CLG - CEILING
- CL - CENTERLINE
- R - RADIUS
- EQ - EQUAL
- MIN - MINIMUM
- MAX - MAXIMUM
- TYP - TYPICAL
- TBD - TO BE DETERMINED

REVISIONS

DR	REV	DATE	REMARKS	HRS
X	X	00.00.00	XXXXXXXXXXXXXXXXX	X

INTERIOR DESIGN - SPACE PLANNING - MARKETING
 3025 CANTON MEADOWS PARKWAY STE. 200
 PHONE 770-429-3200 FAX 770-429-3201
 E-MAIL EMAIL@DESIGNENVIRONMENTS.COM

DEI

DESIGN ENVIRONMENTS

This Drawing is the property of Design Environments, Inc. and is not to be used without their written permission.

CLUB AND AMENITIES @
ALTA ELLIOTT
GILBERT, AZ
WOOD PARTNERS

DR	REV	DATE	REMARKS	HRS

RELEASED FOR CONSTRUCTION

BEGIN DATE: 03.04.22

RELEASE DATE: 05.26.22

DESIGNER: JM

CAD DESIGNER: TP

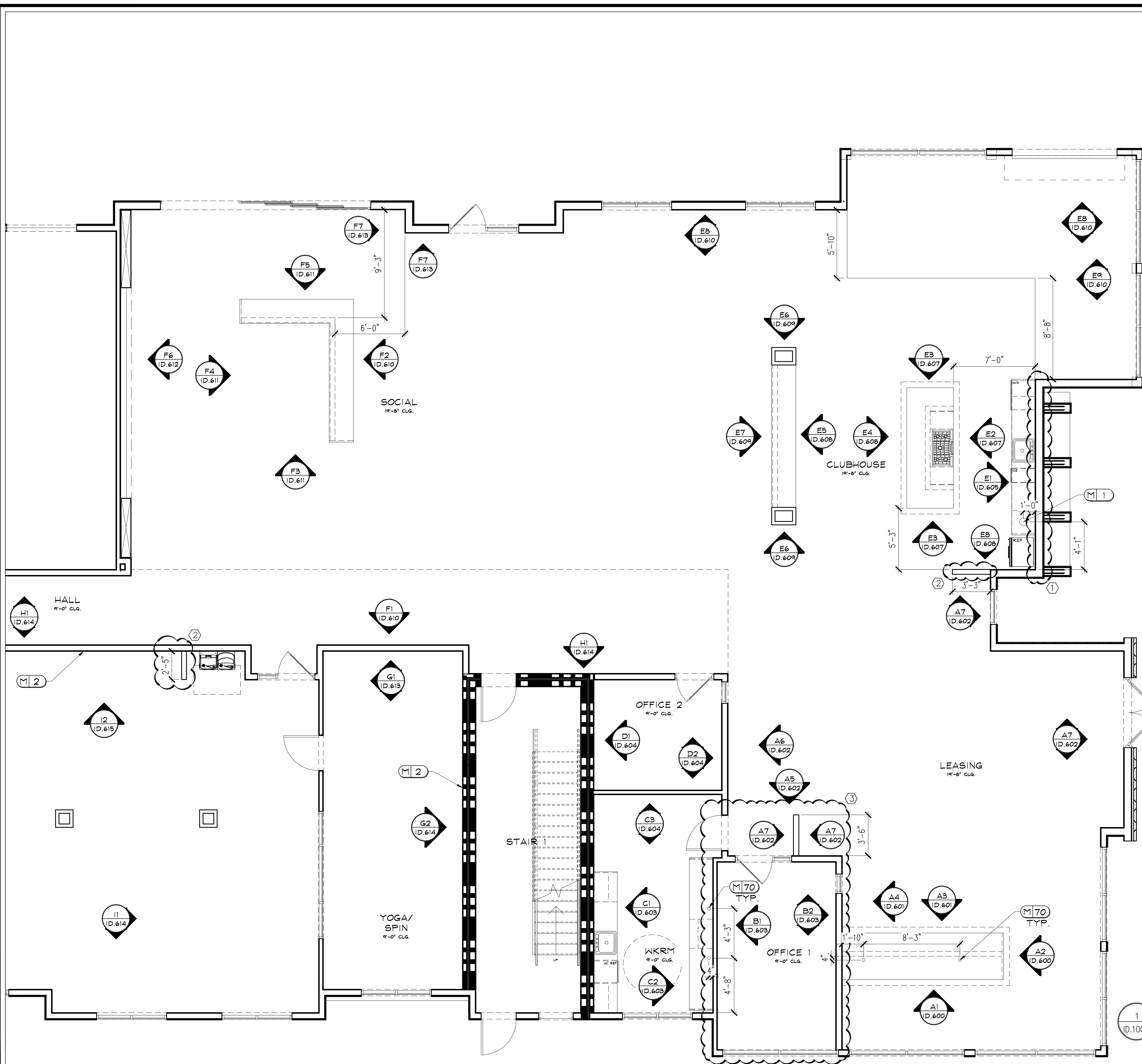
REVIEWED BY: JM, TP, MG

JOB #: 21180

TITLE: NOTES AND SYMBOLS

SHEET: GN.2

**CLUB AND AMENITIES @
 ALTA ELLIOTT
 GILBERT, AZ
 WOOD PARTNERS**



ARCHITECTURAL CHANGES LEGEND:

- ① REMOVE WINDOWS.
- ② ADD WALL.
- ③ CHANGE LAYOUT AS SHOWN.

**BUILDING A1 LEVEL 1
 ARCHITECTURAL AND KEY PLAN "A"**
 SCALE : 1/4" = 1'-0"

REVISIONS

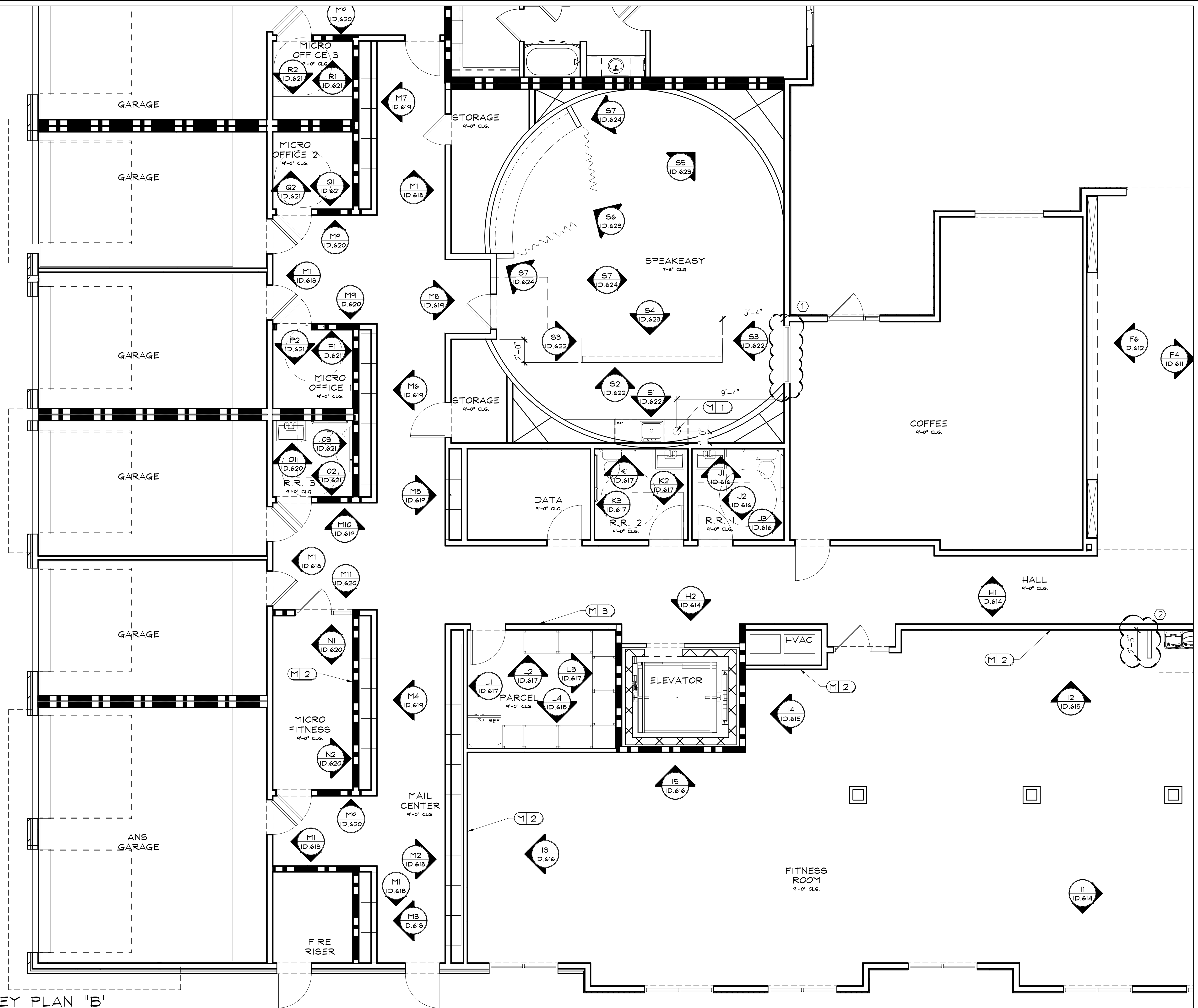
DR.	REV.	DATE	REMARKS

RELEASED FOR CONSTRUCTION
 BEGIN DATE: 03.04.22
 RELEASE DATE: 05.26.22
 DESIGNER: JM
 CAD DESIGNER: TP
 REVIEWED BY: JM, TP, MG

JOB # : 21180
 BUILDING A1 LEVEL 1
 ARCHITECTURAL AND KEY PLAN "A"
SHEET ID.100A

P:\2021-PROJ\21-PROJ\21180-PLANS\21180-PLAN-00-A&B.dwg May 25, 2022 - 5:47pm

ARCHITECTURAL CHANGES LEGEND:
 ① REPLACE DOOR WITH A WINDOW.



BUILDING A1 LEVEL 1
ARCHITECTURAL AND KEY PLAN "B"
 1 ID.100B SCALE : 1/4" = 1'-0"

INTERIOR DESIGN * SPACE PLANNING * MARKETING
 3025 CHASTAIN MEADOWS PARKWAY STE. 200
 PHONE 770-429-3200 FAX 770-429-3201
 E-MAIL EMAIL@DESIGNENVIRONMENTS.COM

DEi
 DESIGN ENVIRONMENTS

This Drawing is the property of Design Environments and shall not be used without their written permission.

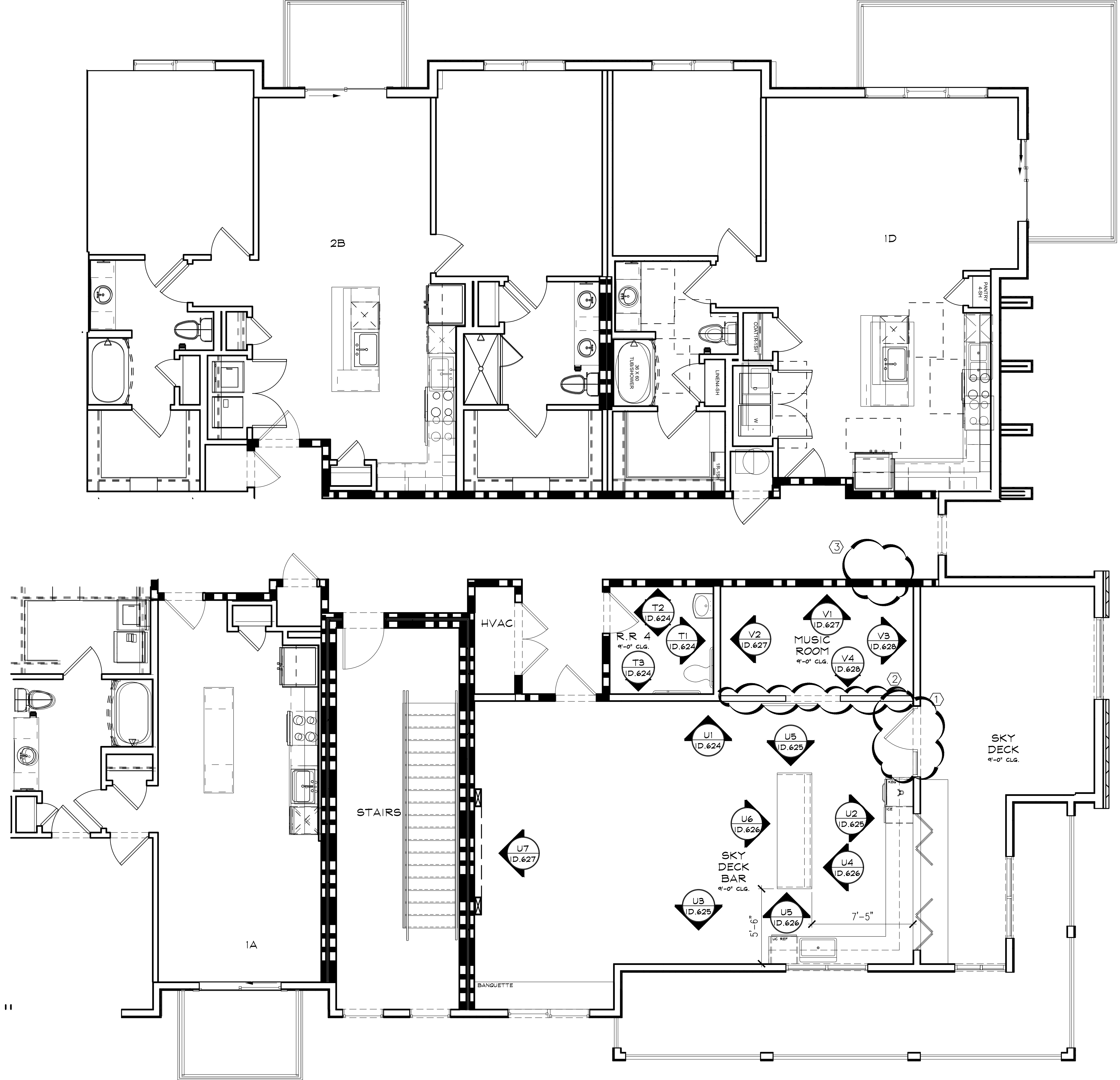
CLUB AND AMENITIES @
ALTA ELLIOTT
GILBERT, AZ
WOOD PARTNERS

DR.	REV.	DATE	REMARKS

RELEASED FOR CONSTRUCTION
 BEGIN DATE: 03.04.22
 RELEASE DATE: 05.26.22
 DESIGNER: JM
 CAD DESIGNER: TP
 REVIEWED BY: JM, TP, MG

JOB # : 21180
BUILDING A1 LEVEL 1
ARCHITECTURAL AND KEY PLAN "B"
SHEET ID.100B

P:\2021-PROJ\21-PROJ\21180\PLANS\21180-PLAN-00-A&B.dwg May 25, 2022 - 5:47pm



- ARCHITECTURAL CHANGES LEGEND:**
- ① CHANGE LOCATION OF DOOR AND ADD SIDE LITE.
 - ② ADD WALLS.
 - ③ REMOVE DOOR.

1 BUILDING A1 LEVEL 4 ARCHITECTURAL AND KEY PLAN
 ID.101 SCALE : 1/4" = 1'-0"

INTERIOR DESIGN * SPACE PLANNING * MARKETING
 3035 CANTON MEADOWS PARKWAY STE. 200
 PHOENIX, AZ 85018
 PHONE 770-429-3200 FAX 770-429-3201
 E-MAIL EMAIL@DESIGNENVIRONMENTS.COM

This Drawing is the property of Design Environments. It is not to be used without their written permission.

DEi
 DESIGN ENVIRONMENTS

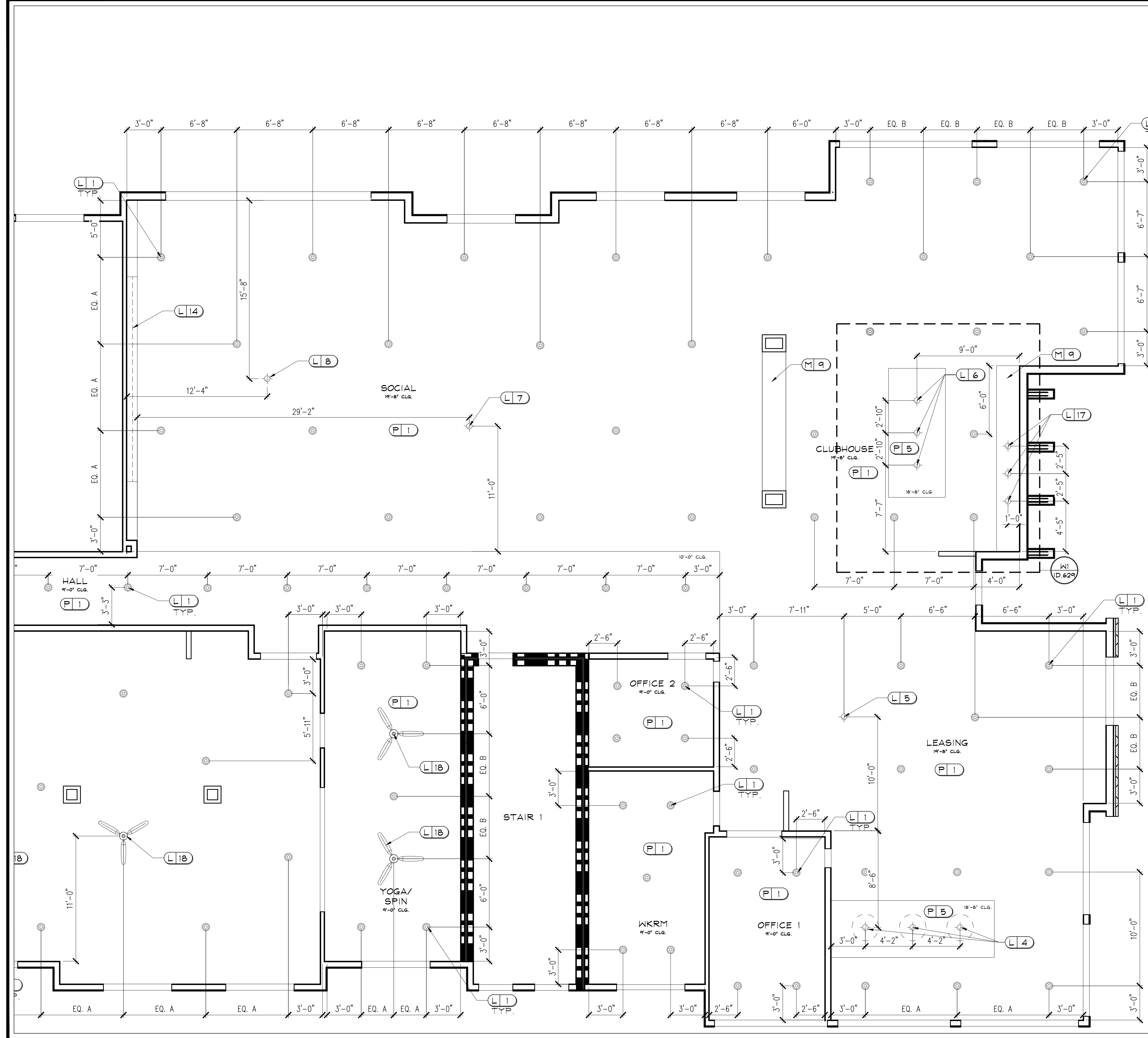
CLUB AND AMENITIES @ ALTA ELLIOTT GILBERT, AZ WOOD PARTNERS

REVISIONS			
DR	REV.	DATE	REMARKS

RELEASED FOR CONSTRUCTION
 BEGIN DATE: 03.04.22
 RELEASE DATE: 05.26.22
 DESIGNER: JM
 CAD DESIGNER: TP
 REVIEWED BY: JM, TP, MG

JOB #: 21180
 TITLE: BUILDING A1 LEVEL 4 ARCHITECTURAL AND KEY PLAN
 SHEET: ID.101

**CLUB AND AMENITIES @
 ALTA ELLIOTT
 GILBERT, AZ
 WOOD PARTNERS**



REFLECTED CEILING NOTE:
 LIGHTING LOCATIONS PER ARCH UNLESS OTHERWISE NOTED.

REFLECTED CEILING KEY:

- ⊕ JUNCTION BOX
- ⊙ SURFACE MOUNT PUCK LIGHTS
- ⊙ CEILING FAN
- LED ROPE LIGHT

ELECTRICAL NOTES:
 ELECTRICAL OUTLET, JUNCTION BOX, AND LIGHTING MUST BE REFERRED TO AND CONFIRMED WITH ELECTRICAL ENGINEER'S DRAWINGS AS WELL AS STATE REQUIREMENTS. LOCATIONS AS SHOWN ARE DESIRABLE IN ACCORDANCE WITH DESIGN. REFER TO ELECTRICAL ENGINEER'S DRAWING FOR ELECTRICAL INFORMATION. ELECTRICAL PROVIDERS TO SEND ALL DEVICES TO DESIGNER FOR FINISH APPROVAL PRIOR TO PURCHASING.

**BUILDING A1 LEVEL 1
 REFLECTED CEILING PLAN "A"**
 SCALE: 1/4" = 1'-0"

REVISIONS

DR	REV.	DATE	REMARKS

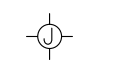


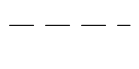
RELEASED FOR CONSTRUCTION
 BEGIN DATE: 03.04.22
 RELEASE DATE: 05.26.22
 DESIGNER: JM
 CAD DESIGNER: TP
 REVIEWED BY: JM, TP, MG

JOB #: 21180
 TITLE: BUILDING A1 LEVEL 1 REFLECTED CEILING PLAN "A"
 SHEET: ID.200A

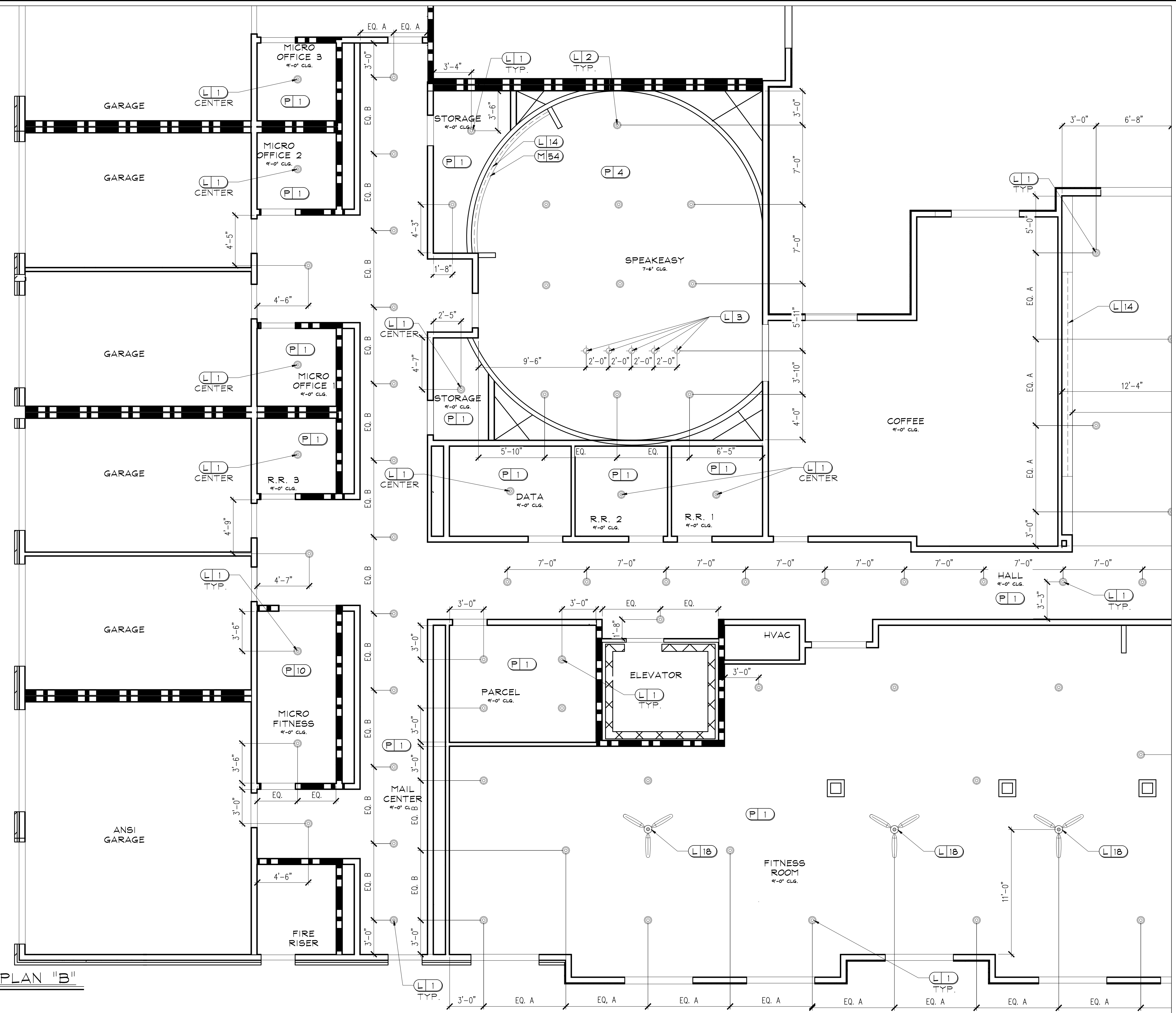
P:\2021-2021-PROJ\21-180\PLANS\21180-PLAN-00-A&B.dwg May 25, 2022 - 5:47pm

REFLECTED CEILING NOTE:
LIGHTING LOCATIONS PER ARCH UNLESS OTHERWISE NOTED

REFLECTED CEILING KEY:

-  JUNCTION BOX
-  SURFACE MOUNT PUCK LIGHTS
-  CEILING FAN
-  LED ROPE LIGHT

ELECTRICAL NOTES:
ELECTRICAL OUTLET, JUNCTION BOX, AND LIGHTING MUST BE REFERRED TO AND CONFIRMED WITH ELECTRICAL ENGINEER'S DRAWINGS AS WELL AS STATE REQUIREMENTS. LOCATIONS AS SHOWN ARE DESIRABLE IN ACCORDANCE WITH DESIGN. REFER TO ELECTRICAL ENGINEER'S DRAWING FOR ELECTRICAL INFORMATION. ELECTRICAL PROVIDERS TO SEND ALL DEVICES TO DESIGNER FOR FINISH APPROVAL PRIOR TO PURCHASING.



**BUILDING A1 LEVEL 1
REFLECTED CEILING PLAN "B"**
SCALE : 1/4" = 1'-0"

INTERIOR DESIGN, SPACE PLANNING, MARKETING
3025 CANTON MEADOWS PARKWAY STE. 200
PHOENIX, AZ 85028
PHONE: 770-429-3200 FAX: 770-429-3201
E-MAIL: DMAIL@DESIGNENVIRONMENTS.COM

DEi
DESIGN ENVIRONMENTS

This Drawing is the property of Design Environments. It is to be used without their written permission.

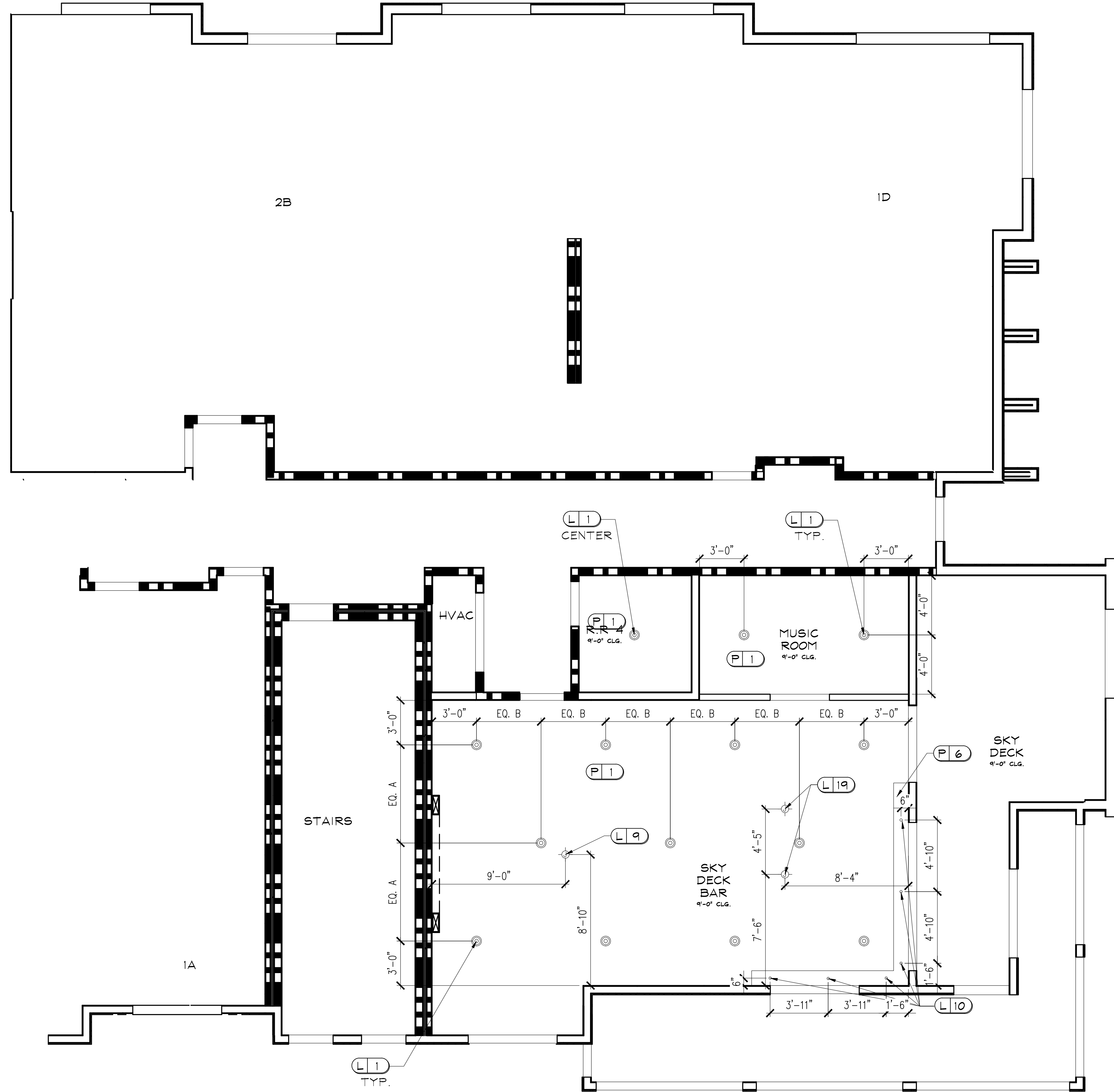
**CLUB AND AMENITIES @
ALTA ELLIOTT
GILBERT, AZ
WOOD PARTNERS**

DR.	REV.	DATE	REMARKS

RELEASED FOR CONSTRUCTION
BEGIN DATE: 03.04.22
RELEASE DATE: 05.26.22
DESIGNER: JM
CAD DESIGNER: TP
REVIEWED BY: JM, TP, MG

JOB # : 21180
BUILDING A1 LEVEL 1
REFLECTED CEILING PLAN "B"
SHEET: **ID.200B**

P:\2021-2021-PROJ\21-180\PLANS\21180-PLAN-00-A&B.dwg May 25, 2022 - 5:47pm



REFLECTED CEILING NOTE:
 LIGHTING LOCATIONS PER ARCH UNLESS OTHERWISE NOTED

REFLECTED CEILING KEY:

⊕	JUNCTION BOX
⊙	SURFACE MOUNT PUCK LIGHTS
◦	2" LED RECESSED LIGHT

ELECTRICAL NOTES:
 ELECTRICAL OUTLET, JUNCTION BOX, AND LIGHTING MUST BE REFERRED TO AND CONFIRMED WITH ELECTRICAL ENGINEER'S DRAWINGS AS WELL AS STATE REQUIREMENTS. LOCATIONS AS SHOWN ARE DESIRABLE IN ACCORDANCE WITH DESIGN. REFER TO ELECTRICAL ENGINEER'S DRAWING FOR ELECTRICAL INFORMATION. ELECTRICAL PROVIDERS TO SEND ALL DEVICES TO DESIGNER FOR FINISH APPROVAL PRIOR TO PURCHASING.

1 BUILDING A1 LEVEL 4 REFLECTED CEILING PLAN
 ID.201 SCALE : 1/4" = 1'-0"

DEi DESIGN ENVIRONMENTS
 INTERIOR DESIGN • SPACE PLANNING • MARKETING
 3025 CHASTAIN MEADOWS PARKWAY STE. 200
 PHOENIX, AZ 85028
 PHONE 770-429-3200 FAX 770-429-3201
 E-MAIL EMAIL@DESIGNENVIRONMENTS.COM

This Drawing is the property of Design Environments. It is to be used for the project and site indicated on the drawing. No other use is permitted without the written permission of Design Environments.

CLUB AND AMENITIES @
ALTA ELLIOTT
GILBERT, AZ
WOOD PARTNERS

REVISIONS

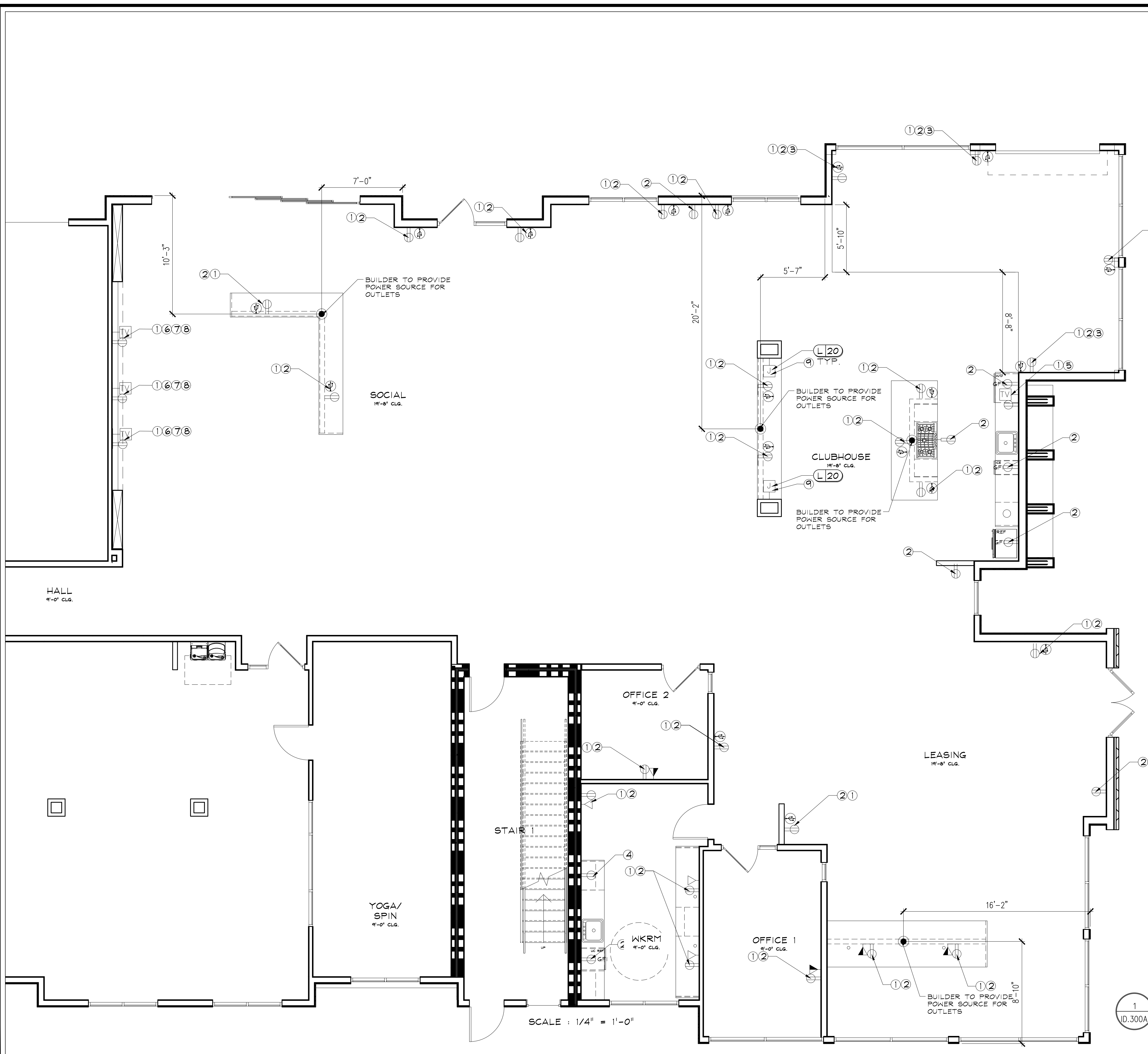
DR.	REV.	DATE	REMARKS
	1		

RELEASED FOR CONSTRUCTION

BEGIN DATE: 03/04/22
 RELEASE DATE: 05/26/22
 DESIGNER: JM
 CAD DESIGNER: TP
 REVIEWED BY: JM, TP, MG

JOB # : 21180
TITLE:
 BUILDING A1 LEVEL 4
 REFLECTED CEILING PLAN
SHEET:
ID.201

P:\2021-PROJ\21-180\PLANS\21180-PLAN-00-A&B.dwg May 25, 2022 - 5:47pm



ELECTRICAL NOTES:
 ELECTRICAL OUTLET, JUNCTION BOX, AND LIGHTING MUST BE REFERRED TO AND CONFIRMED WITH ELECTRICAL ENGINEER'S DRAWINGS AS WELL AS STATE REQUIREMENTS. LOCATIONS AS SHOWN ARE DESIRABLE IN ACCORDANCE WITH DESIGN. REFER TO ELECTRICAL ENGINEER'S DRAWING FOR ELECTRICAL INFORMATION. ELECTRICAL PROVIDERS TO SEND ALL DEVICES TO DESIGNER FOR FINISH APPROVAL PRIOR TO PURCHASING.

ELECTRICAL LEGEND:

- ▶ PHONE / DATA
- ▷ DATA
- ⊕ DUPLEX OUTLET
- ⊕ GFI GROUND FAULT INTERRUPT OUTLET
- ⊕ TV CABLE OUTLET
- POWER SOURCE LOCATION
- ⊕ JUNCTION BOX FOR WALL SCENCE
- ⊕ USB PORT

ELECTRICAL NOTES:

- ① LOCATE OUTLETS CLOSE TOGETHER
- ② LOCATE @ BUILDER'S STANDARD HEIGHT (18" AFF)
- ③ LOCATE ABOVE STAGE
- ④ LOCATE ABOVE COUNTERTOP
- ⑤ LOCATE @ 5'-8" AFF
- ⑥ LOCATE @ 4'-9" AFF
- ⑦ LOCATE @ 7'-5" AFF
- ⑧ LOCATE @ 10'-1" AFF
- ⑨ LOCATE @ 8'-0" AFF

1
ID.300A

**BUILDING A1 LEVEL 1
 ELECTRICAL ADDITIONS PLAN "A"**
 SCALE : 1/4" = 1'-0"

DEi
 DESIGN ENVIRONMENTS

INTERIOR DESIGN, SPACE PLANNING, MARKETING
 3025 CHASTAIN MEADOWS PARKWAY STE. 200
 PHOENIX, AZ 85028
 PHONE 770-429-3200 FAX 770-429-3201
 E-MAIL: DMAL@DESIGNENVIRONMENTS.COM

This Drawing is the property of Design Environments. It is to be used for the project and not to be used without their written permission.

**CLUB AND AMENITIES @
 ALTA ELLIOTT
 GILBERT, AZ
 WOOD PARTNERS**

REVISIONS

DR.	REV.	DATE	REMARKS

RELEASED FOR CONSTRUCTION

BEGIN DATE: 03.04.22
 RELEASE DATE: 05.26.22
 DESIGNER: JM
 CAD DESIGNER: TP
 REVIEWED BY: JM, TP, MG

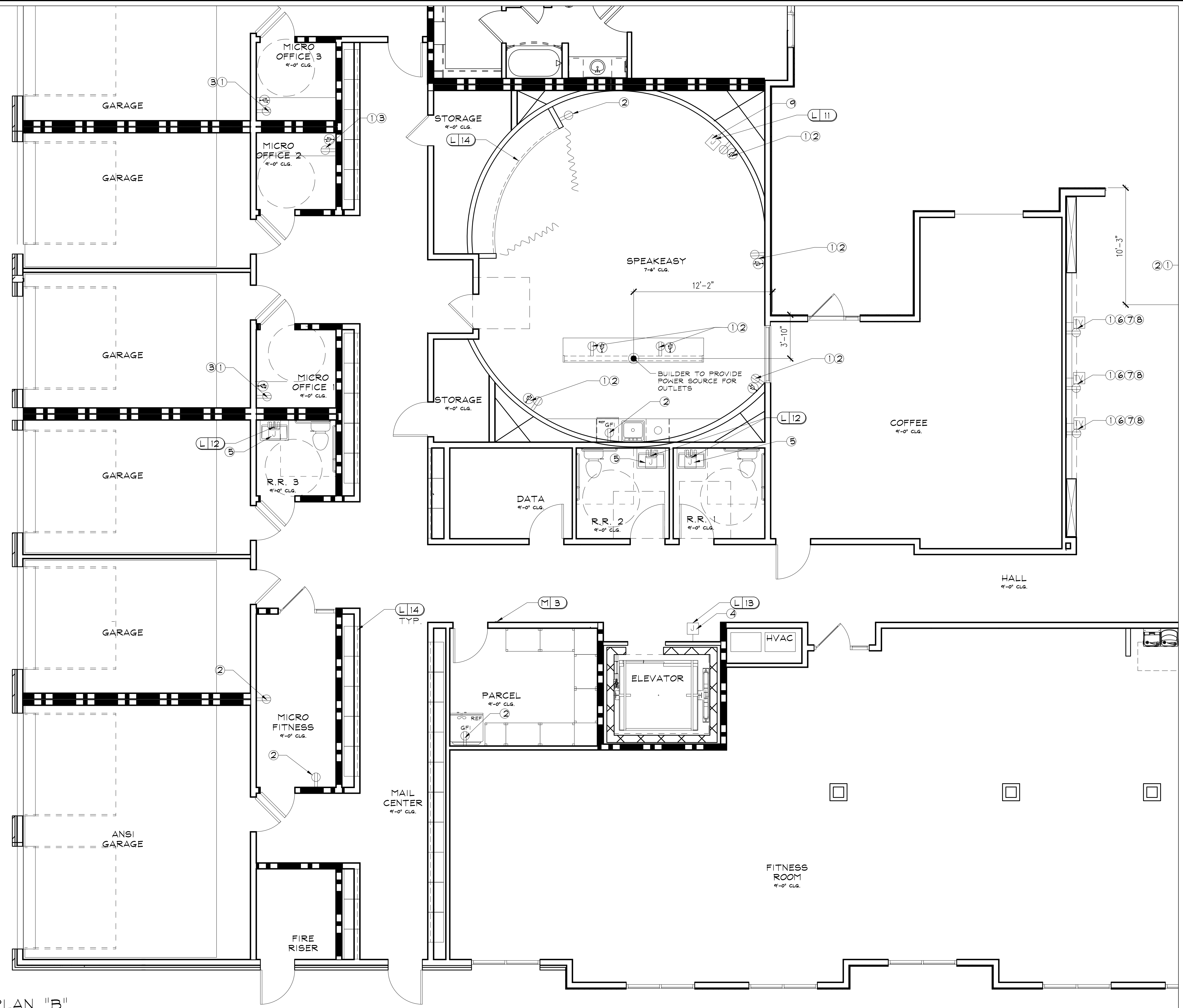
JOB # : 21180
**BUILDING A1 LEVEL 1
 ELECTRICAL ADDITIONS
 PLAN "A"**
**SHEET
 ID.300A**

CLUB AND AMENITIES @
ALTA ELLIOTT
GILBERT, AZ
WOOD PARTNERS

DR	REV.	DATE	REMARKS

RELEASED FOR CONSTRUCTION
 BEGIN DATE: 03.04.22
 RELEASE DATE: 05.26.22
 DESIGNER: JM
 CAD DESIGNER: TP
 REVIEWED BY: JM, TP, MG

JOB # : 21180
BUILDING A1 LEVEL 1
ELECTRICAL ADDITIONS
PLAN "B"
SHEET ID.300B



ELECTRICAL NOTES:
 ELECTRICAL OUTLET, JUNCTION BOX, AND LIGHTING MUST BE REFERRED TO AND CONFIRMED WITH ELECTRICAL ENGINEER'S DRAWINGS AS WELL AS STATE REQUIREMENTS. LOCATIONS AS SHOWN ARE DESIRABLE IN ACCORDANCE WITH DESIGN. REFER TO ELECTRICAL ENGINEER'S DRAWING FOR ELECTRICAL INFORMATION. ELECTRICAL PROVIDERS TO SEND ALL DEVICES TO DESIGNER FOR FINISH APPROVAL PRIOR TO PURCHASING.

ELECTRICAL LEGEND:

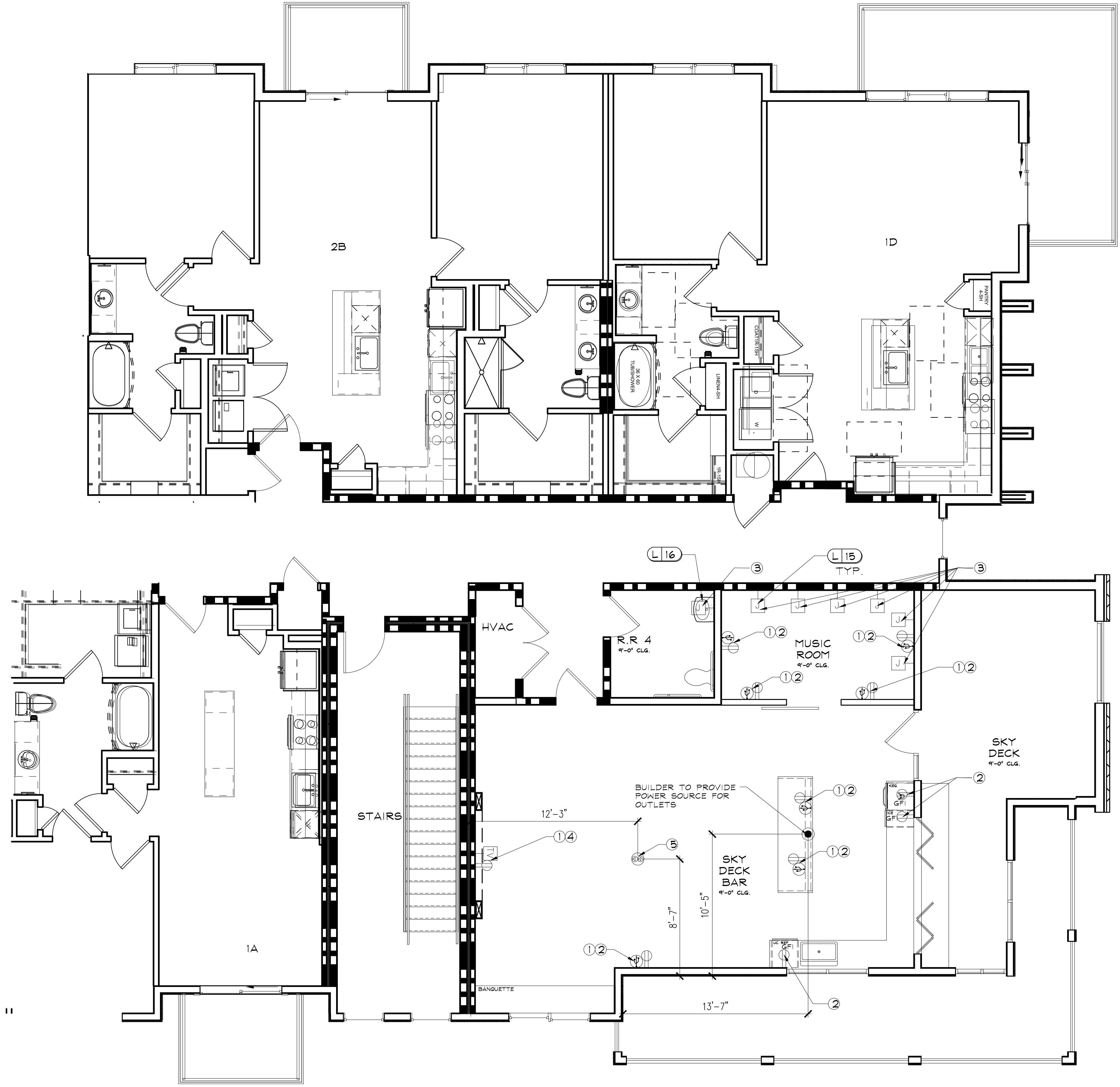
- DUPLEX OUTLET
- GFI GROUND FAULT INTERRUPT OUTLET
- CABLE OUTLET
- POWER SOURCE LOCATION
- JUNCTION BOX FOR WALL SCOSCE
- ROPE LIGHTING
- USB PORT

ELECTRICAL NOTES:

- ① LOCATE OUTLETS CLOSE TOGETHER
- ② LOCATE @ BUILDER'S STANDARD HEIGHT (18" AFF)
- ③ LOCATE ABOVE COUNTERTOP
- ④ LOCATE @ 5'-3" AFF
- ⑤ LOCATE @ 8'-0" AFF
- ⑥ LOCATE @ 4'-9" AFF
- ⑦ LOCATE @ 7'-5" AFF
- ⑧ LOCATE @ 10'-1" AFF
- ⑨ LOCATE @ 6'-8" AFF

EQUIPMENT NOTE:
 FLOOR AND TV OUTLET LOCATIONS TO BE DETERMINED BY FITNESS EQUIPMENT PROVIDER.

P:\2021-2021-PROJ\21-180-PLANS\21180-PLAN-00-A&B.dwg May 25, 2022 - 5:47pm



1 BUILDING A1 LEVEL 4 ELECTRICAL ADDITIONS PLAN
 ID.301 SCALE : 1/4" = 1'-0"

ELECTRICAL NOTES:
 ELECTRICAL OUTLET, JUNCTION BOX, AND LIGHTING MUST BE REFERRED TO AND CONFIRMED WITH ELECTRICAL ENGINEER'S DRAWINGS AS WELL AS STATE REQUIREMENTS. LOCATIONS AS SHOWN ARE DESIRABLE IN ACCORDANCE WITH DESIGN. REFER TO ELECTRICAL ENGINEER'S DRAWING FOR ELECTRICAL INFORMATION. ELECTRICAL PROVIDERS TO SEND ALL DEVICES TO DESIGNER FOR FINISH APPROVAL PRIOR TO PURCHASING.

ELECTRICAL LEGEND:

- ⊕ DUPLEX OUTLET
- ⊕ GFI GROUND FAULT INTERRUPT OUTLET
- ⊕ FLOOR ELECTRICAL OUTLET
- ⊕ USB PORT
- TV CABLE OUTLET
- J JUNCTION BOX FOR WALL SCONCE
- POWER SOURCE LOCATION

ELECTRICAL NOTE FOR FLOOR OUTLETS:
 ELECTRICAL CONTRACTOR TO PULL WIRING PRIOR TO POURING CONCRETE SLAB FOR ALL FLOOR OUTLETS.

ELECTRICAL NOTES:

- 1 LOCATE @ BUILDER'S STANDARD HEIGHT (18" AFF)
- 2 LOCATE @ 8'-0" AFF
- 3 LOCATE @ 5'-6" AFF
- 4 LOCATE @ 8'-0" AFF
- 5 FLOOR OUTLET

Dei
 DESIGN ENVIRONMENTS

INTERIOR DESIGN • SPACE PLANNING • MARKETING
 3025 CHASTAIN MEADOWS PARKWAY STE. 200
 PHONE: 770-429-3200 FAX: 770-429-3201
 E-MAIL: DMAL@DESIGNENVIRONMENTS.COM

This Drawing is the property of Design Environments and is not to be used without their written permission.

CLUB AND AMENITIES @ ALTA ELLIOTT GILBERT, AZ WOOD PARTNERS

REVISIONS

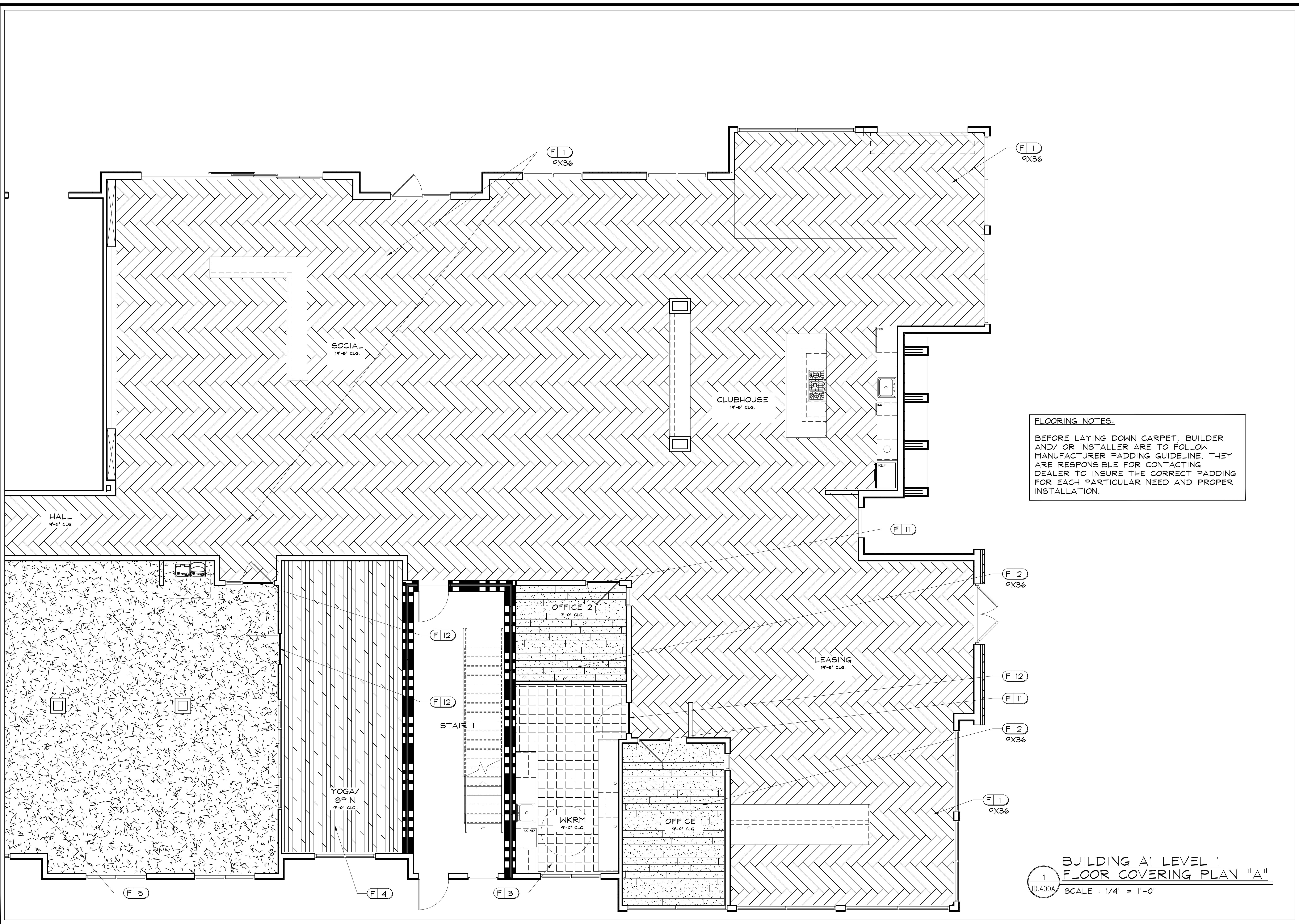
DR.	REV.	DATE	REMARKS

RELEASED FOR CONSTRUCTION

BEGIN DATE: 03.04.22
 RELEASE DATE: 05.26.22
 DESIGNER: JM
 CAD DESIGNER: TP
 REVIEWED BY: JM, TP, MG

JOB #: 21180
 TITLE: BUILDING A1 LEVEL 4 ELECTRICAL ADDITIONS PLAN
 SHEET: ID.301

P:\2021-PROJ\21-WP\21180\PLANS\21180-PLAN-00-A&B.dwg May 25, 2022 - 5:47pm



FLOORING NOTES:
 BEFORE LAYING DOWN CARPET, BUILDER AND/OR INSTALLER ARE TO FOLLOW MANUFACTURER PADDING GUIDELINE. THEY ARE RESPONSIBLE FOR CONTACTING DEALER TO INSURE THE CORRECT PADDING FOR EACH PARTICULAR NEED AND PROPER INSTALLATION.

**BUILDING A1 LEVEL 1
 FLOOR COVERING PLAN "A"**
 SCALE : 1/4" = 1'-0"

DEi
 DESIGN ENVIRONMENTS

INTERIOR DESIGN * SPACE PLANNING * MARKETING
 3025 CHASTAIN MEADOWS PARKWAY STE. 200
 PHONE 770-429-3200 FAX 770-429-3201
 E-MAIL: DMAL@DESIGNENVIRONMENTS.COM

This Drawing is the property of Design Environments and is not to be used without their written permission.

**CLUB AND AMENITIES @
 ALTA ELLIOTT
 GILBERT, AZ
 WOOD PARTNERS**

REVISIONS

DR.	REV.	DATE	REMARKS

RELEASED FOR CONSTRUCTION

BEGIN DATE: 03.04.22
 RELEASE DATE: 05.26.22
 DESIGNER: JM
 CAD DESIGNER: TP
 REVIEWED BY: JM, TP, MG

JOB # : 21180

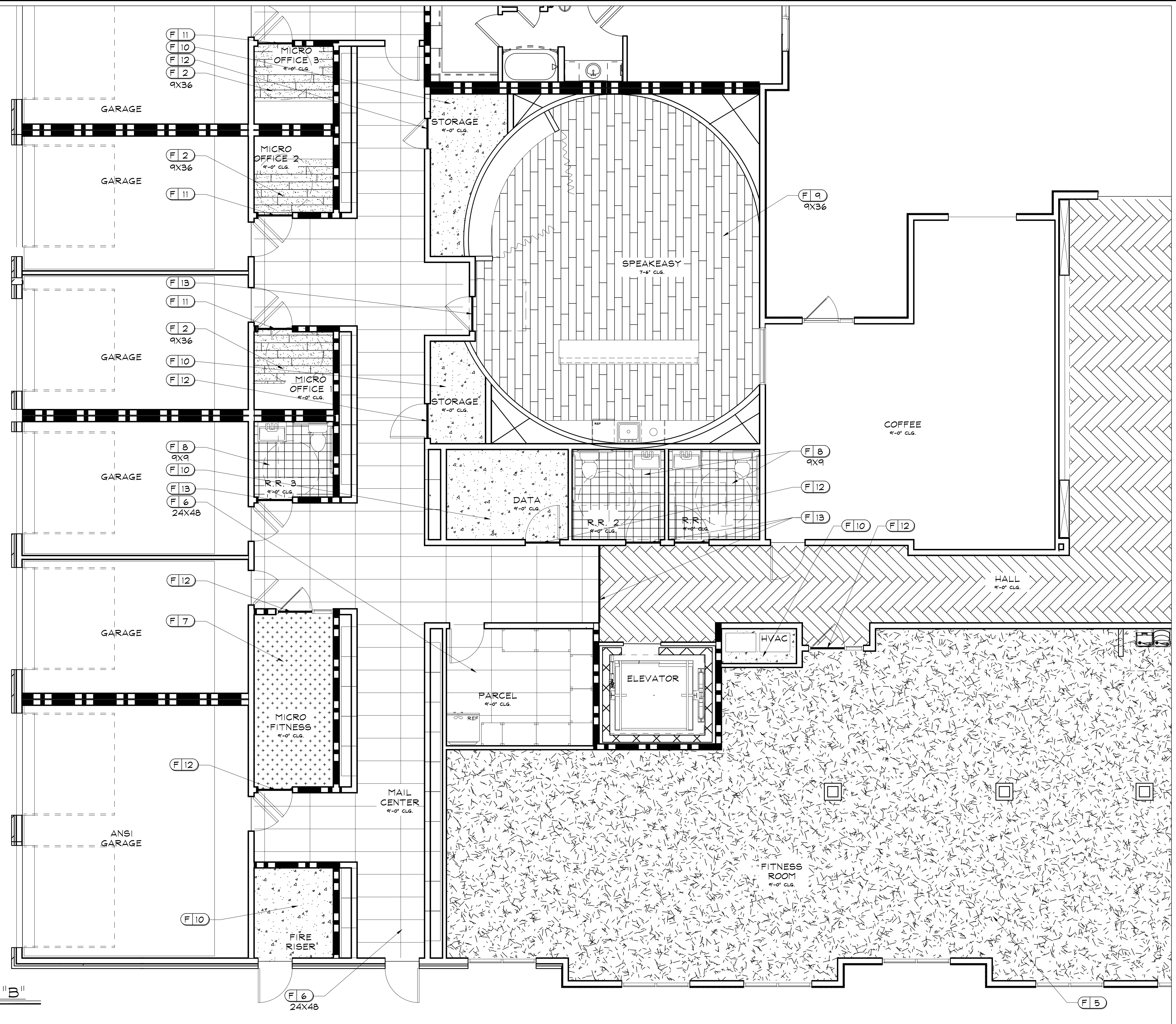
TITLE:
 BUILDING A1 LEVEL 1
 FLOOR COVERING PLAN "A"

SHEET:
ID.400A

P:\2021-2021-PROJ\21-WP\21180\PLANS\21180-PLAN-00-A&B.dwg May 25, 2022 - 5:48pm

FLOORING NOTES:
 BEFORE LAYING DOWN CARPET, BUILDER AND/OR INSTALLER ARE TO FOLLOW MANUFACTURER PADDING GUIDELINE. THEY ARE RESPONSIBLE FOR CONTACTING DEALER TO INSURE THE CORRECT PADDING FOR EACH PARTICULAR NEED AND PROPER INSTALLATION.

BUILDING A1 LEVEL 1 FLOOR COVERING PLAN "B"
 1 ID.400B SCALE : 1/4" = 1'-0"



INTERIOR DESIGN * SPACE PLANNING * MARKETING
 3025 CHASTAIN MEADOWS PARKWAY STE. 200
 PHONE 770-429-3200 FAX 770-429-3201
 E-MAIL: DMAIL@DESIGNENVIRONMENTS.COM

This Drawing is the property of Design Environments and is not to be used without their written permission.

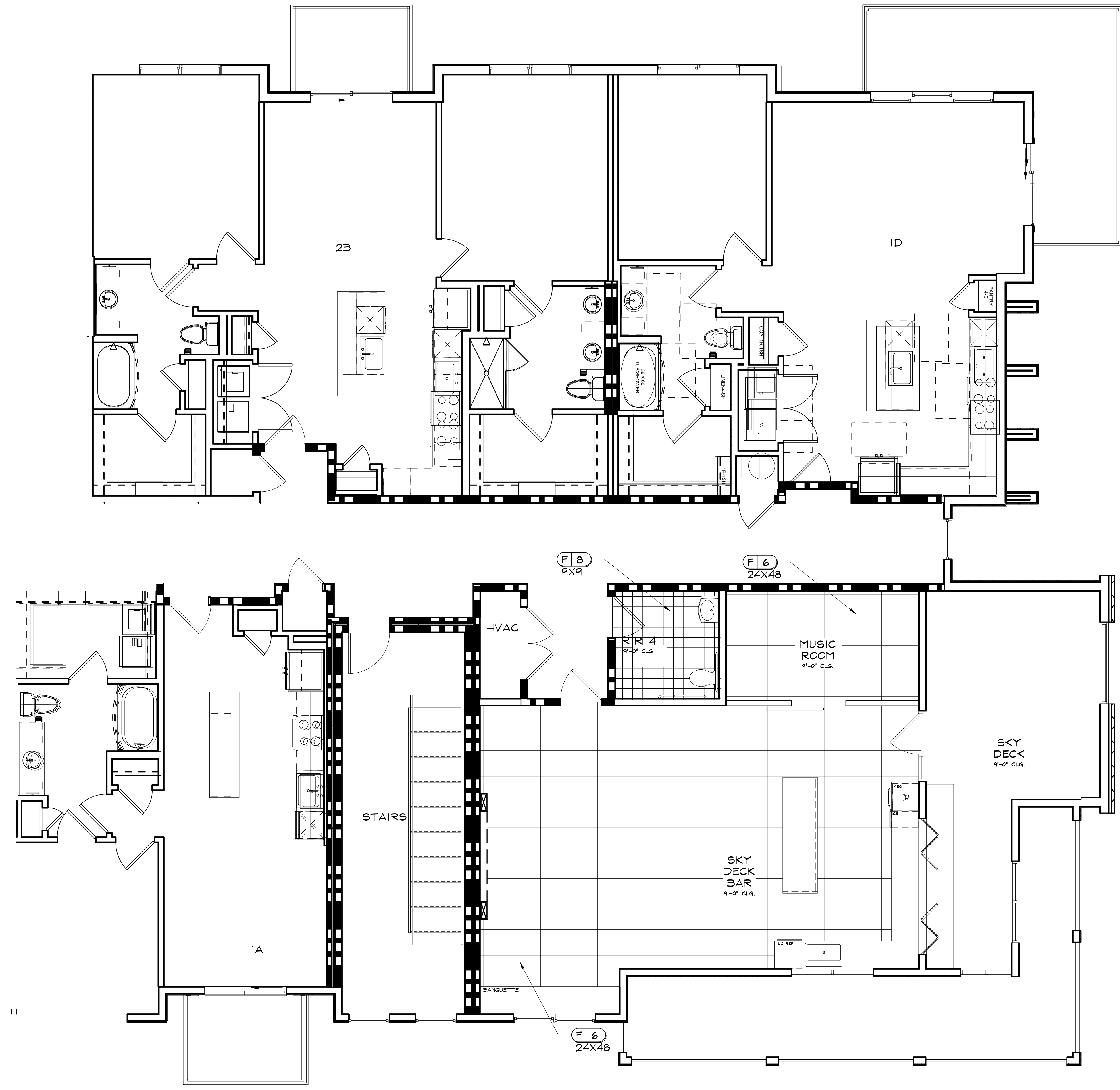
DEi
 DESIGN ENVIRONMENTS

CLUB AND AMENITIES @ ALTA ELLIOTT GILBERT, AZ WOOD PARTNERS

DR.	REV.	DATE	REMARKS

RELEASED FOR CONSTRUCTION
 BEGIN DATE: 03.04.22
 RELEASE DATE: 05.26.22
 DESIGNER: JM
 CAD DESIGNER: TP
 REVIEWED BY: JM, TP, MG

JOB # : 21180
 TITLE: BUILDING A1 LEVEL 1 FLOOR COVERING PLAN "B"
 SHEET: **ID.400B**



1 BUILDING A1 LEVEL 4 FLOOR COVERING PLAN
 ID.401 SCALE : 1/4" = 1'-0"

JOB # : 21180
 TITLE : BUILDING A1 LEVEL 4 FLOOR COVERING PLAN
 SHEET : ID.401

RELEASED FOR CONSTRUCTION
 BEGIN DATE: 03.04.22
 RELEASE DATE: 05.26.22
 DESIGNER: JM
 CAD DESIGNER: TP
 REVIEWED BY: JM, TP, MG

DR	REV.	DATE	REMARKS

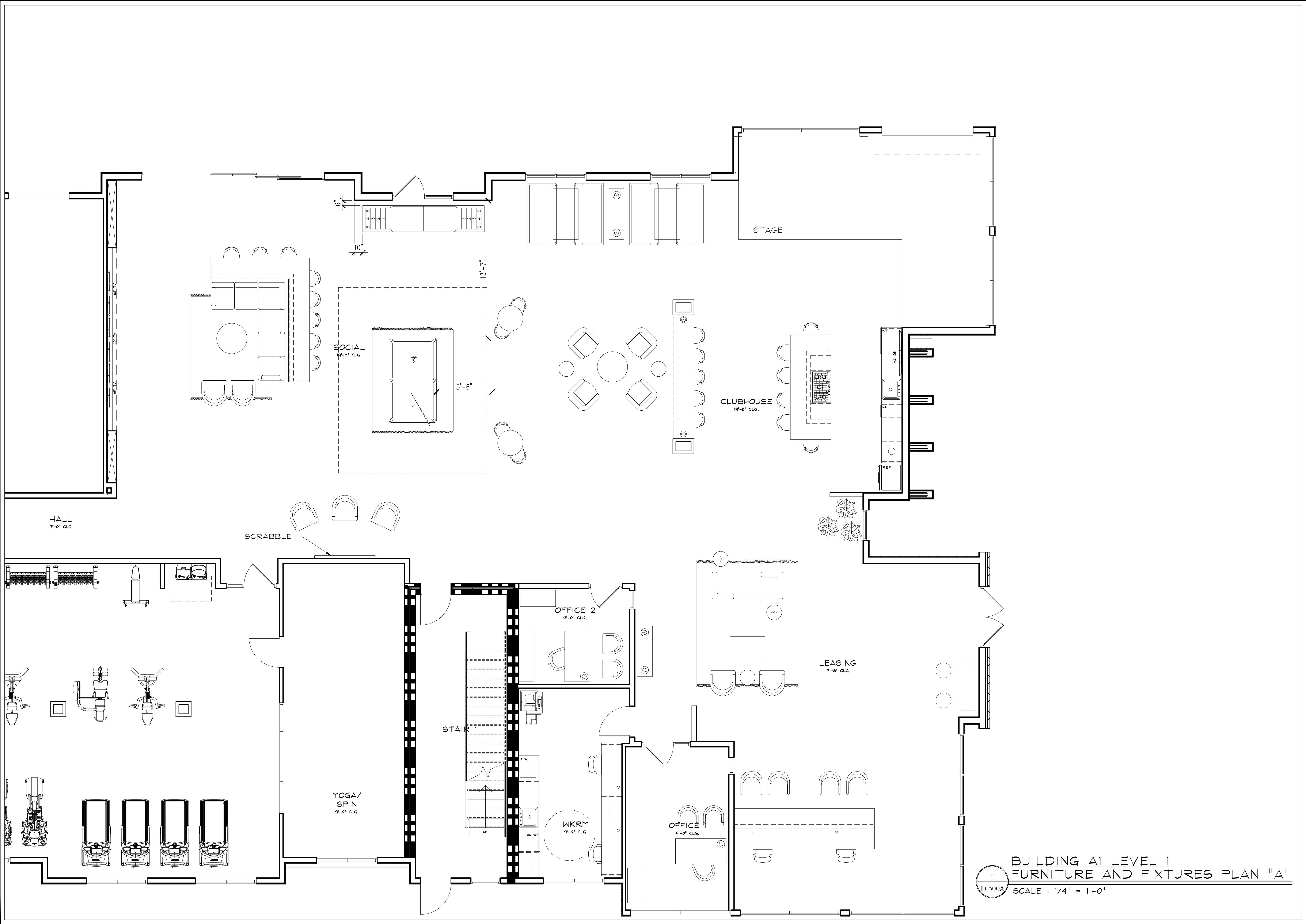
CLUB AND AMENITIES @
 ALTA ELLIOTT
 GILBERT, AZ
 WOOD PARTNERS

DEi
 DESIGN ENVIRONMENTS

INTERIOR DESIGN SPACE PLANNING MARKETING
 3025 CHASTAIN MEADOWS PARKWAY STE. 200
 PHOENIX, AZ 85016
 PHONE 770-499-3200 FAX 770-499-3201
 E-MAIL EMAIL@DESIGNENVIRONMENTS.COM

This Drawing is the property of Design Environments and is not to be reproduced or used without their written permission.

P:\2021-PROJ\21-WP\21180\PLANS\21180-PLAN-00-A&B.dwg May 25, 2022 - 5:48pm



1
ID.500A

**BUILDING A1 LEVEL 1
FURNITURE AND FIXTURES PLAN "A"**
SCALE : 1/4" = 1'-0"

DEi
DESIGN ENVIRONMENTS

INTERIOR DESIGN, SPACE PLANNING, MARKETING
3025 CHASTAIN MEADOWS PARKWAY STE. 200
PHOENIX, AZ 85016
PHONE: 770-429-3200 FAX: 770-429-3201
E-MAIL: DMAL@DESIGNENVIRONMENTS.COM

This Drawing is the property of Design Environments Inc. It is to be used or reproduced without their written permission.

**CLUB AND AMENITIES @
ALTA ELLIOTT
GILBERT, AZ
WOOD PARTNERS**

REVISIONS

DR	REV.	DATE	REMARKS

RELEASED FOR CONSTRUCTION

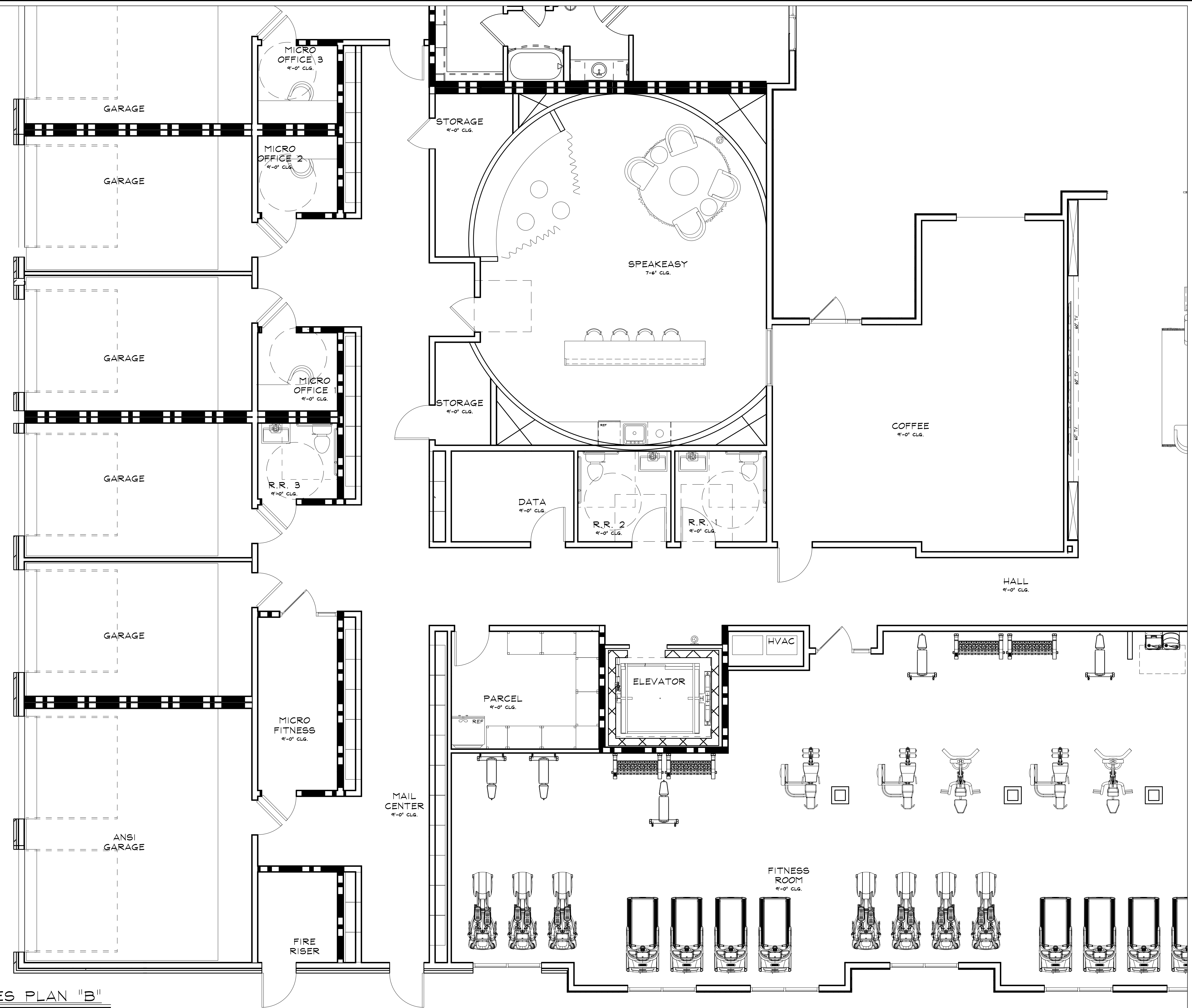
BEGIN DATE: 03.04.22
RELEASE DATE: 05.26.22
DESIGNER: JM
CAD DESIGNER: TP
REVIEWED BY: JM, TP, MG

JOB # : 21180

TITLE:
BUILDING A1 LEVEL 1
FURNITURE AND FIXTURES
PLAN "A"

SHEET:
ID.500A

P:\2021-2021-PROJ\21-180\PLANS\21180-PLAN-00-A&B.dwg May 25, 2022 - 5:48pm



BUILDING A1 LEVEL 1
 FURNITURE AND FIXTURES PLAN "B"
 SCALE : 1/4" = 1'-0"

1
 ID.500B

DEi
 DESIGN ENVIRONMENTS

INTERIOR DESIGN * SPACE PLANNING * MARKETING
 3025 CHASTAIN MEADOWS PARKWAY STE. 200
 PHOENIX, AZ 85028
 PHONE 770-429-3200 FAX 770-429-3201
 E-MAIL EMAIL@DESIGNENVIRONMENTS.COM

This Drawing is the property of Design Environments and is not to be used without their written permission.

CLUB AND AMENITIES @
ALTA ELLIOTT
GILBERT, AZ
WOOD PARTNERS

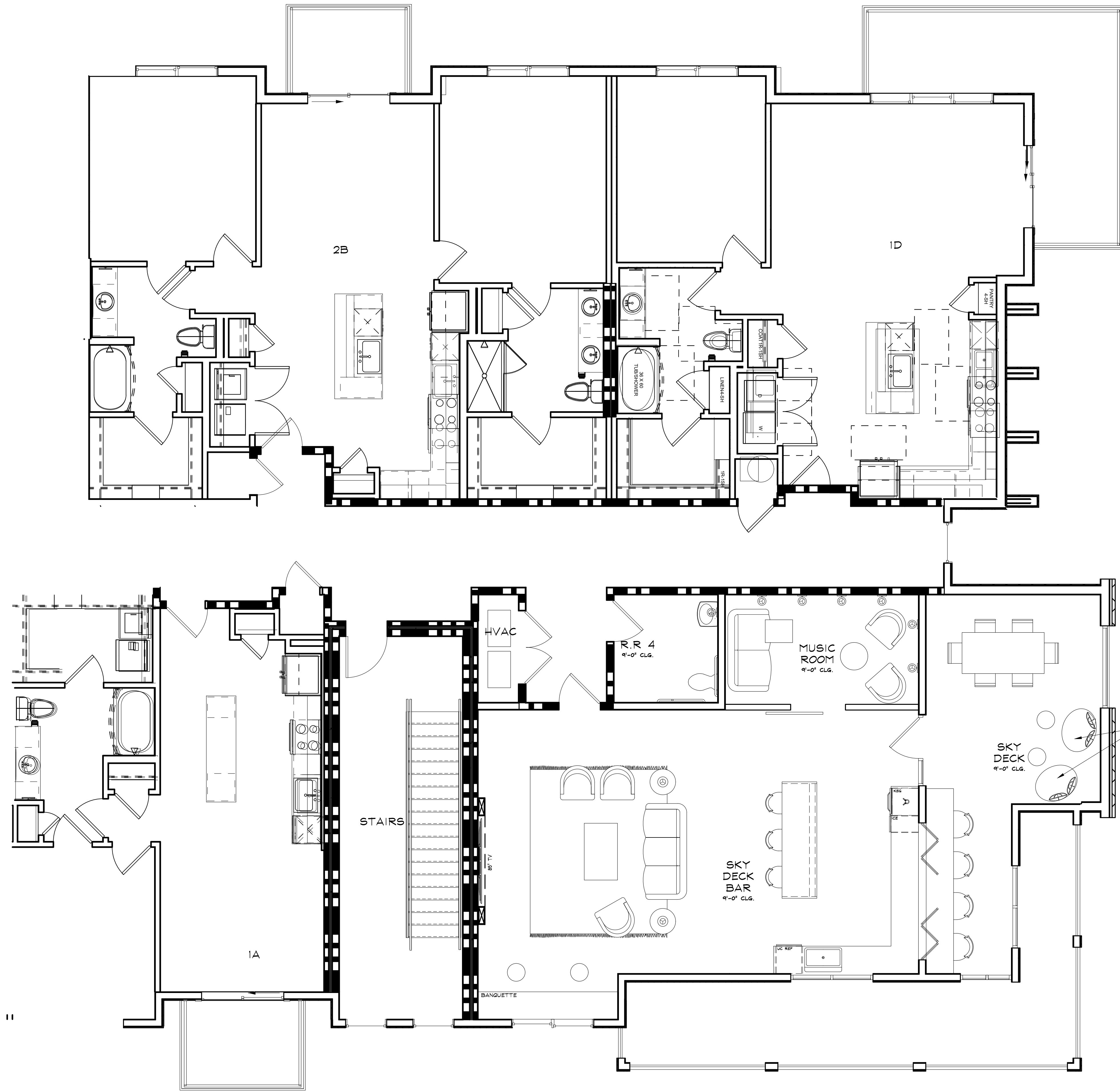
REVISIONS

DR	REV.	DATE	REMARKS

RELEASED FOR CONSTRUCTION

BEGIN DATE: 03.04.22
 RELEASE DATE: 05.26.22
 DESIGNER: JM
 CAD DESIGNER: TP
 REVIEWED BY: JM, TP, MG

JOB # : 21180
 TITLE: BUILDING A1 LEVEL 1 FURNITURE AND FIXTURES PLAN "B"
 SHEET: **ID.500B**



1 BUILDING A1 LEVEL 4 FURNITURE AND FIXTURES PLAN
 ID.501 SCALE : 1/4" = 1'-0"

JOB # : 21180
TITLE:
 BUILDING A1 LEVEL 4
 FURNITURE AND FIXTURES
 PLAN
SHEET:
ID.501

RELEASED FOR CONSTRUCTION
BEGIN DATE: 03.04.22
RELEASE DATE: 05.26.22
DESIGNER: JM
CAD DESIGNER: TP
REVIEWED BY: JM, TP, MG

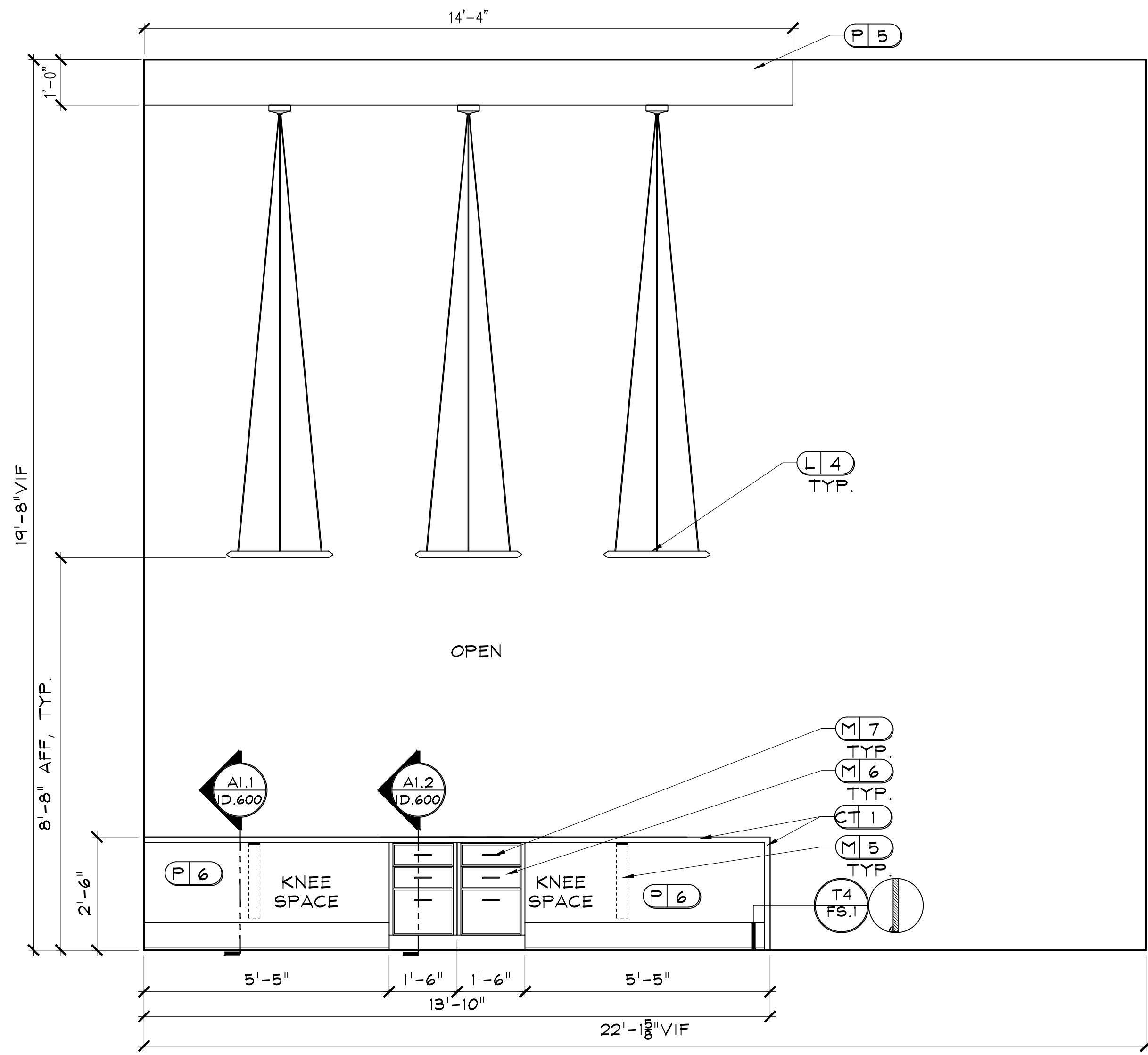
REVISIONS

DR	REV.	DATE	REMARKS
			RES
			X

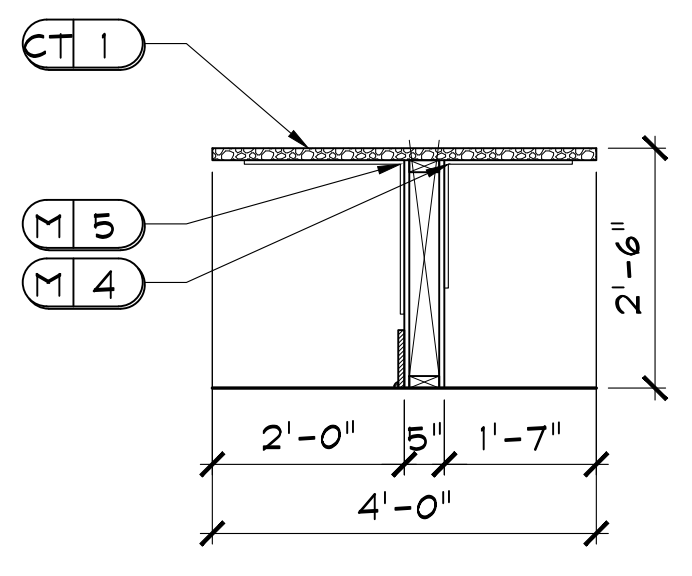
**CLUB AND AMENITIES @
 ALTA ELLIOTT
 GILBERT, AZ
 WOOD PARTNERS**



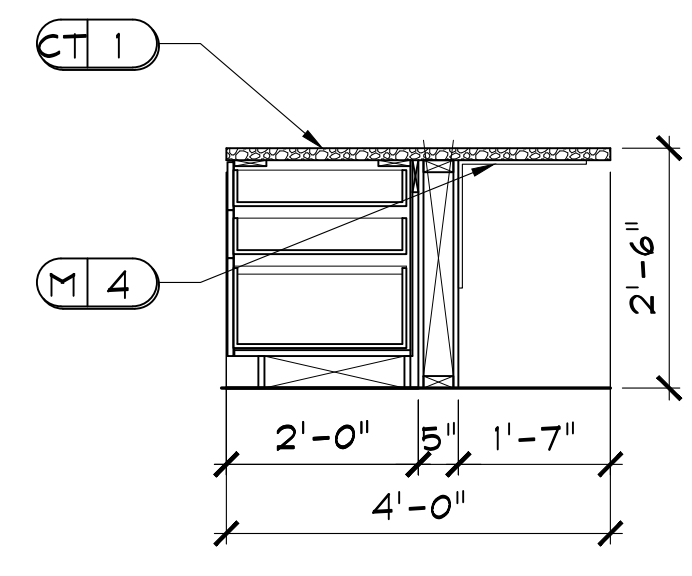
INTERIOR DESIGN * SPACE PLANNING * MARKETING
 3026 CHASTAIN MEADOWS PARKWAY STE. 200
 PHONE 770-429-3200 FAX 770-429-3201
 E-MAIL EMAIL@DESIGNENVIRONMENTS.COM
This Drawing is the property of Design
 Environments. It is to be used only for the
 project and location for which it was prepared
 and without their written permission.



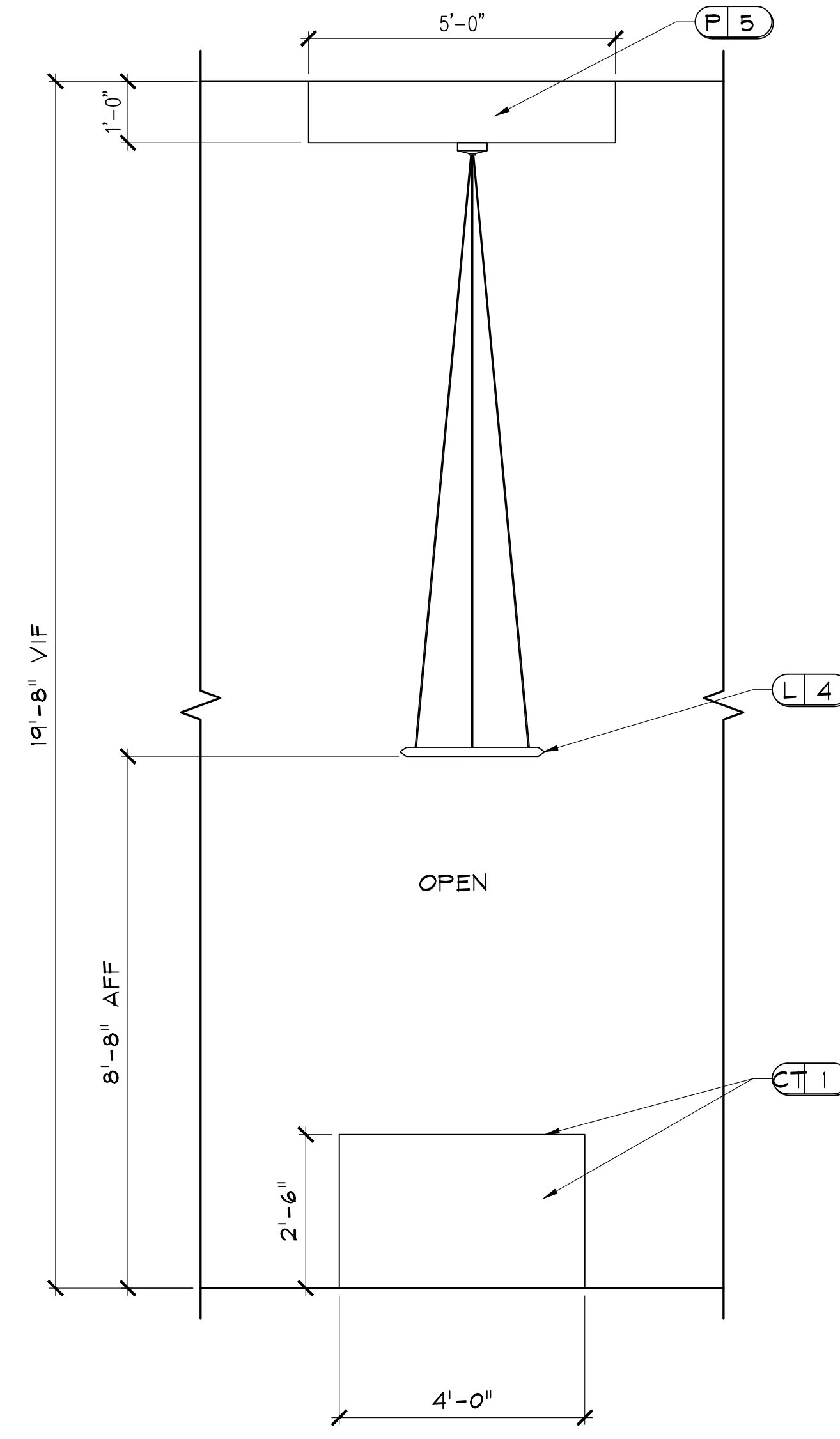
A1 LEASING
 ID.600 SCALE: 1/2" = 1'-0"
 NOTE: 1) ALL TRIM TO BE PAINTED P2.
 2) USE HIDDEN SUPPORT BRACKET M5 FOR SUPPORT AS NEEDED, MUST BE INSTALLED PRIOR TO INSTALLATION OF DRYWALL AND WITH REQUIRED BLOCKING.
 3) REFER TO ID.200A FOR LIGHTING LOCATIONS.



A1.1 SECTION
 ID.600 SCALE: 1/4" = 1'-0"



A1.2 SECTION
 ID.600 SCALE: 1/4" = 1'-0"



A2 LEASING
 ID.600 SCALE: 1/2" = 1'-0"
 NOTE: 1) ALL TRIM TO BE PAINTED P2.
 2) REFER TO ID.200A FOR LIGHTING LOCATIONS.

JOB # : 21180

TITLE:
 INTERIOR ELEVATIONS &
 DETAILS

SHEET:
ID.600

RELEASED FOR CONSTRUCTION

BEGIN DATE: 03.04.22
 RELEASE DATE: 05.26.22
 DESIGNER: JM
 CAD DESIGNER: TP
 REVIEWED BY: JM, TP, MG

REVISIONS

DR	REV.	DATE	REMARKS
			ISS
			X

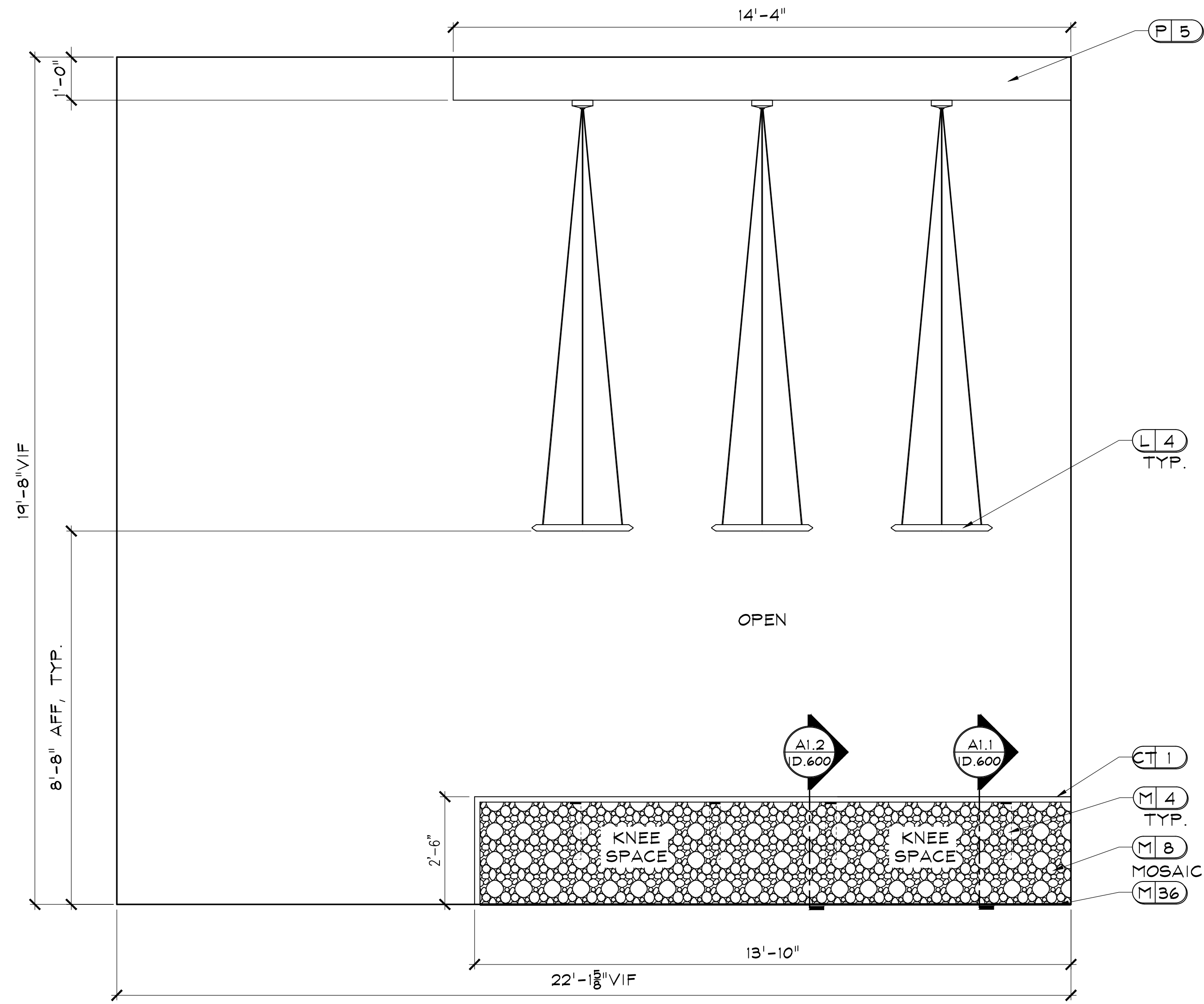
CLUB AND AMENITIES @
ALTA ELLIOTT
GILBERT, AZ
WOOD PARTNERS

DEi
 DESIGN ENVIRONMENTS

INTERIOR DESIGN, SPACE PLANNING, MARKETING
 3025 CHRISTIAN MEADOWS PARKWAY STE. 200
 PHOENIX, AZ 85028
 PHONE 770.429.3200 FAX 770.429.3201
 E-MAIL EMAIL@DESIGNENVIRONMENTS.COM

This Drawing is the property of Design Environments and is not to be used without their written permission.

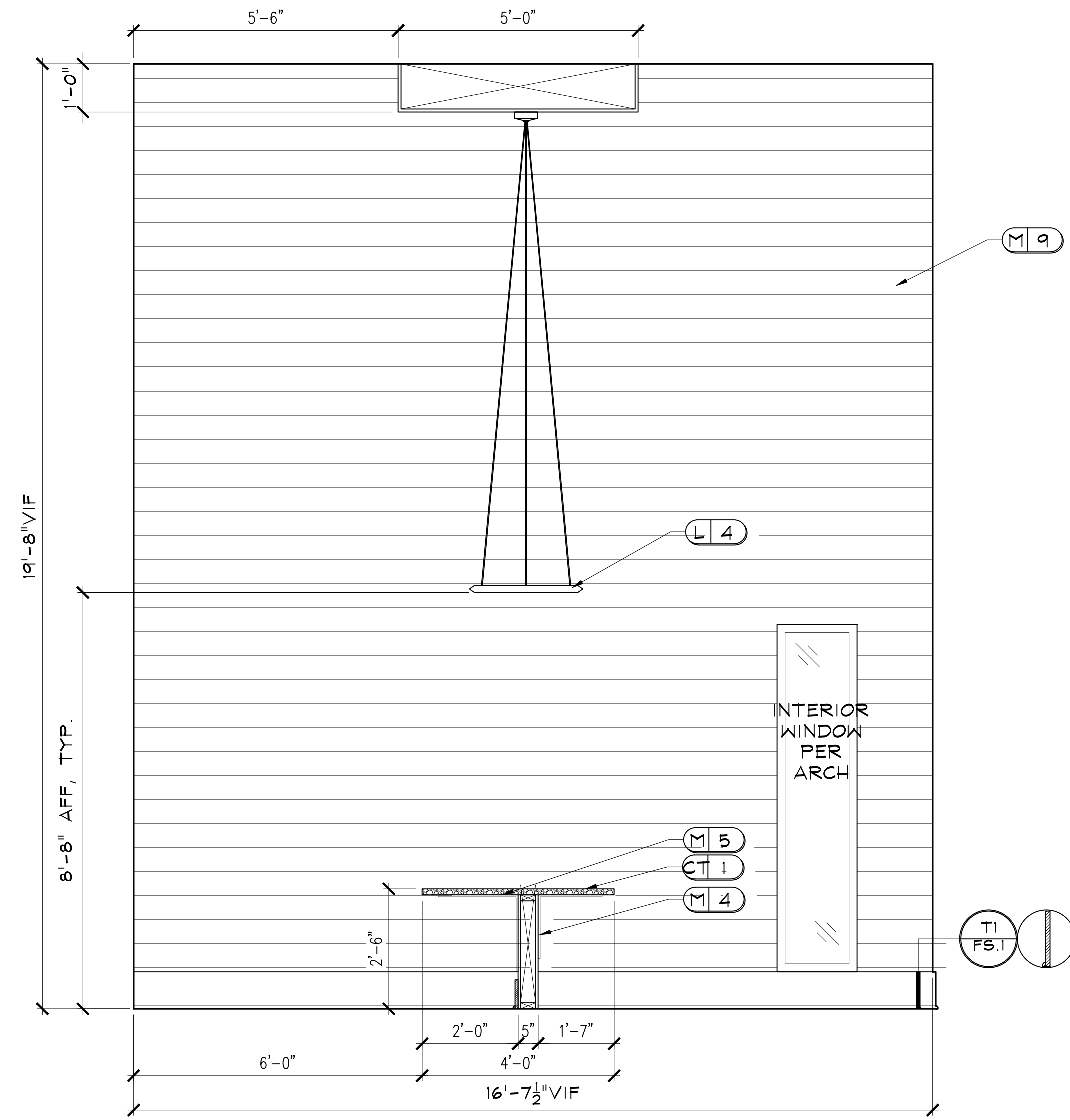
P:\2021-PROJ\21-PROJ\21180-ELEVATIONS\21180-ELEV.dwg May 25, 2022 - 5:48pm



A3 LEASING
ID.601

SCALE: 1/2" = 1'-0"

NOTE: 1) USE HIDDEN SUPPORT BRACKET M4 FOR SUPPORT AS NEEDED, MUST BE INSTALLED PRIOR TO INSTALLATION OF DRYWALL AND WITH REQUIRED BLOCKING.
2) REFER TO ID.200A FOR LIGHTING LOCATIONS.

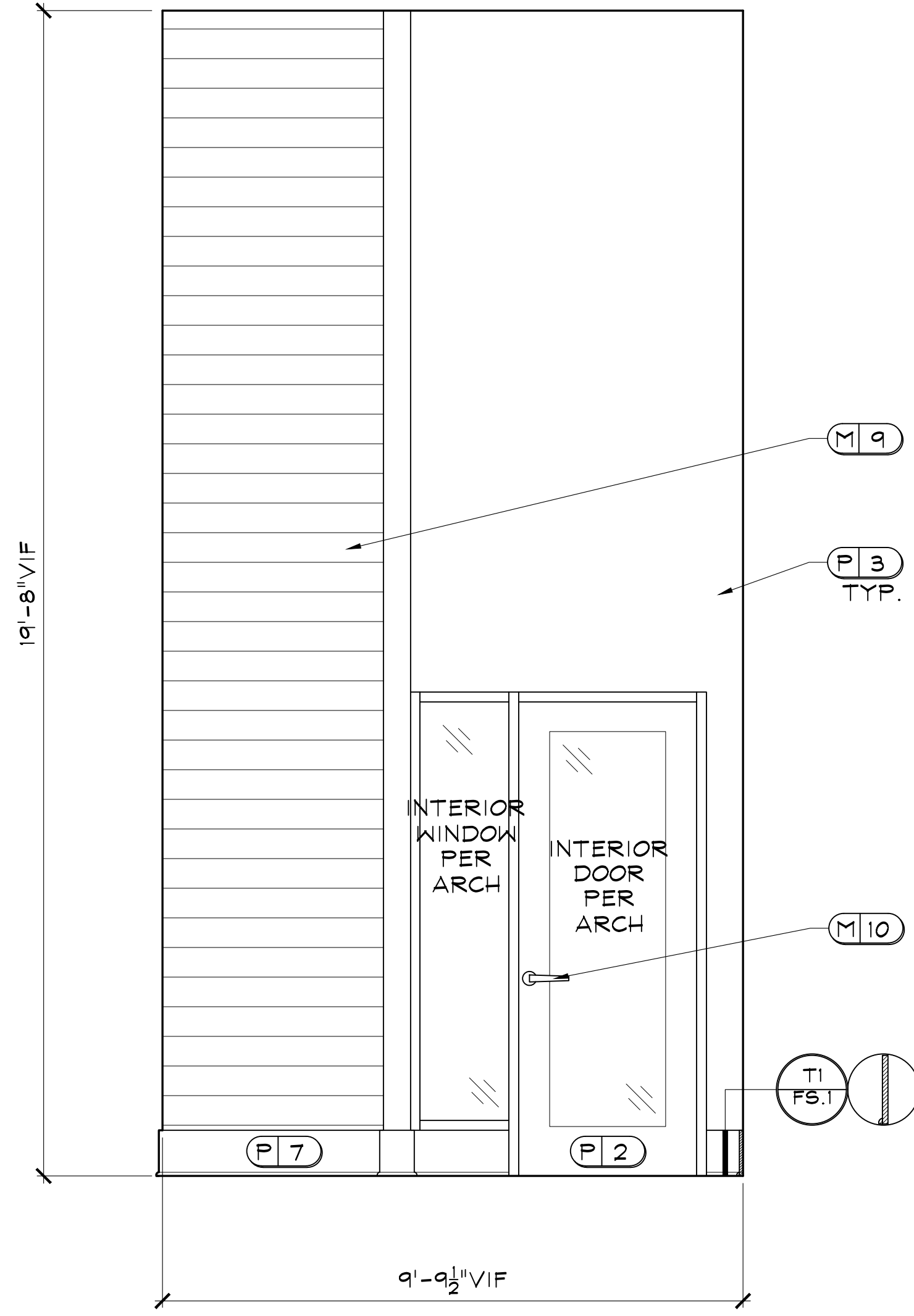


A4 LEASING
ID.601

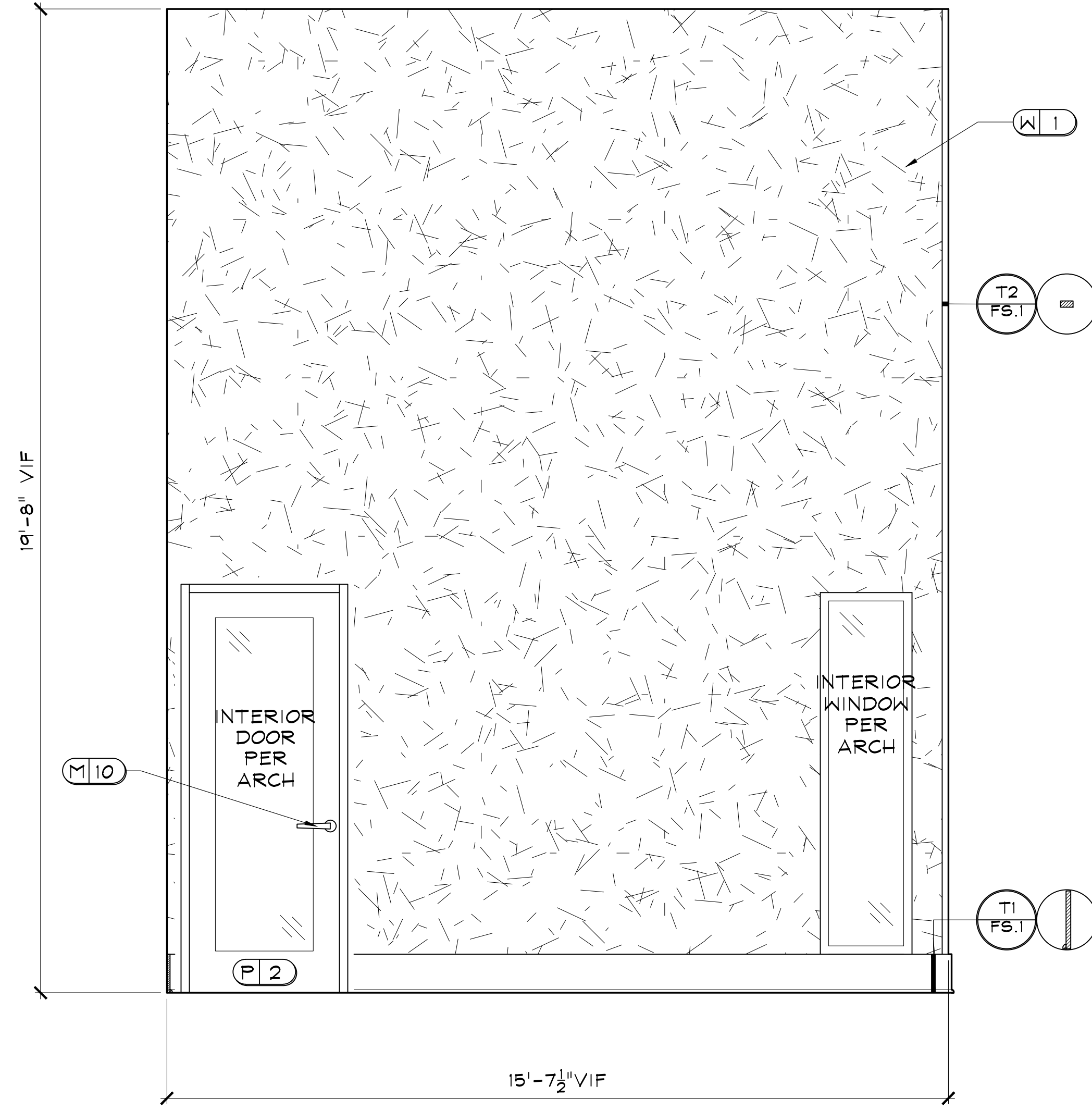
SCALE: 1/2" = 1'-0"

NOTE: 1) ALL TRIM TO BE PAINTED P7.
2) REFER TO ID.200A FOR LIGHTING LOCATIONS.
3) MITER ALL EDGES OF M9.

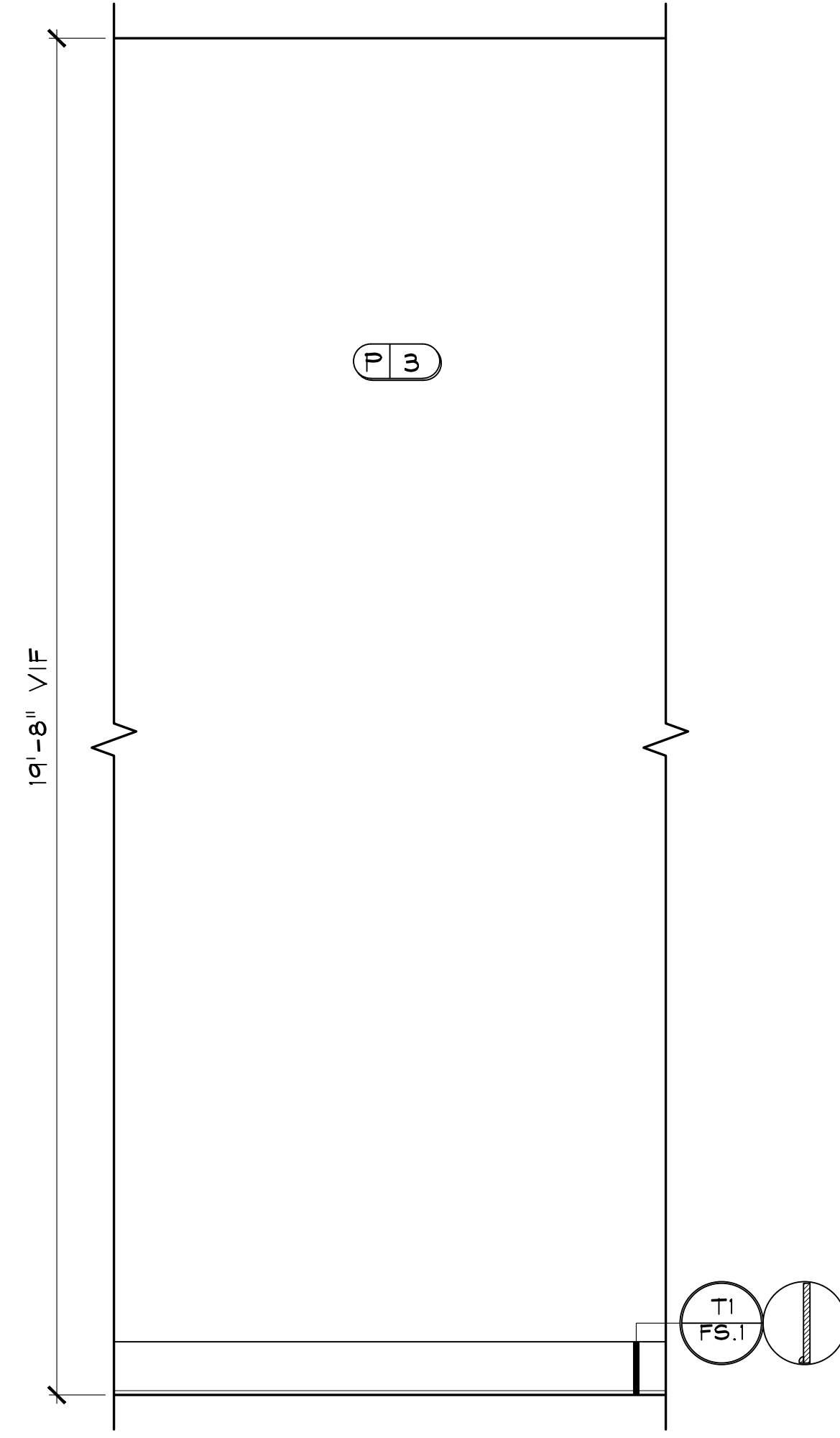
DR	REV.	DATE	REMARKS
			IRS
			X



A5 LEASING
 ID.602 SCALE: 1/2" = 1'-0"
 NOTE: 1) ALL TRIM TO BE PAINTED P2 UNLESS OTHERWISE NOTED.
 2) MITER ALL EDGES OF M9.



A6 LEASING
 ID.602 SCALE: 1/2" = 1'-0"
 NOTE: 1) ALL TRIM TO BE PAINTED P2.
 2) WALL TO BE SMOOTH FINISH.



A7 LEASING TYP.
 ID.602 SCALE: 1/2" = 1'-0"
 NOTE: ALL TRIM TO BE PAINTED P2.

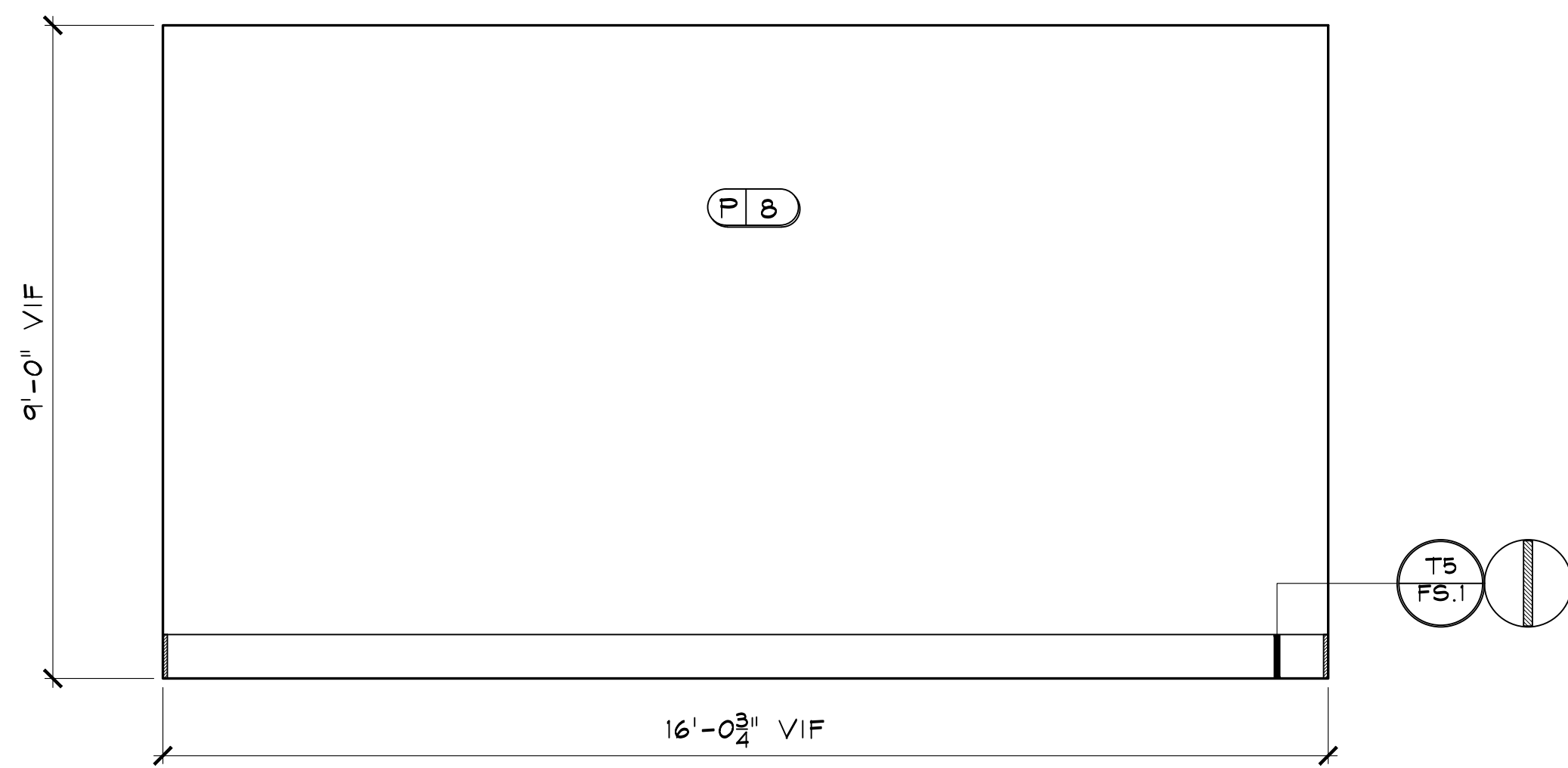
DR	REV.	DATE	REMARKS
			HR
			X

CLUB AND AMENITIES @
 ALTA ELLIOTT
 GILBERT, AZ
 WOOD PARTNERS

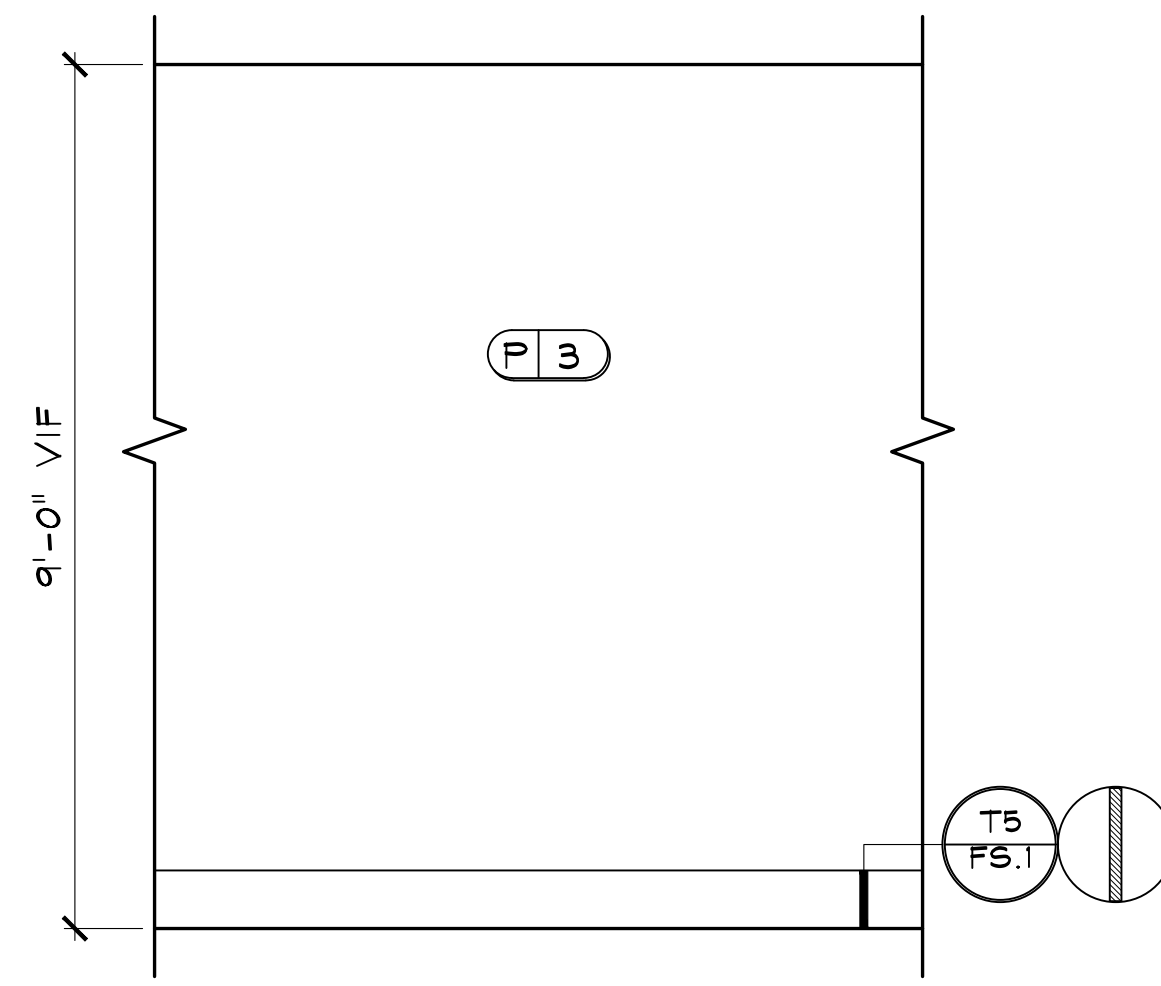


INTERIOR DESIGN, SPACE PLANNING, MARKETING
 3025 CANTON MEADOWS PARKWAY STE. 200
 PHOENIX, AZ 85028
 PHONE 770-429-3200 FAX 770-429-3201
 E-MAIL EMAIL@DESIGNENVIRONMENTS.COM

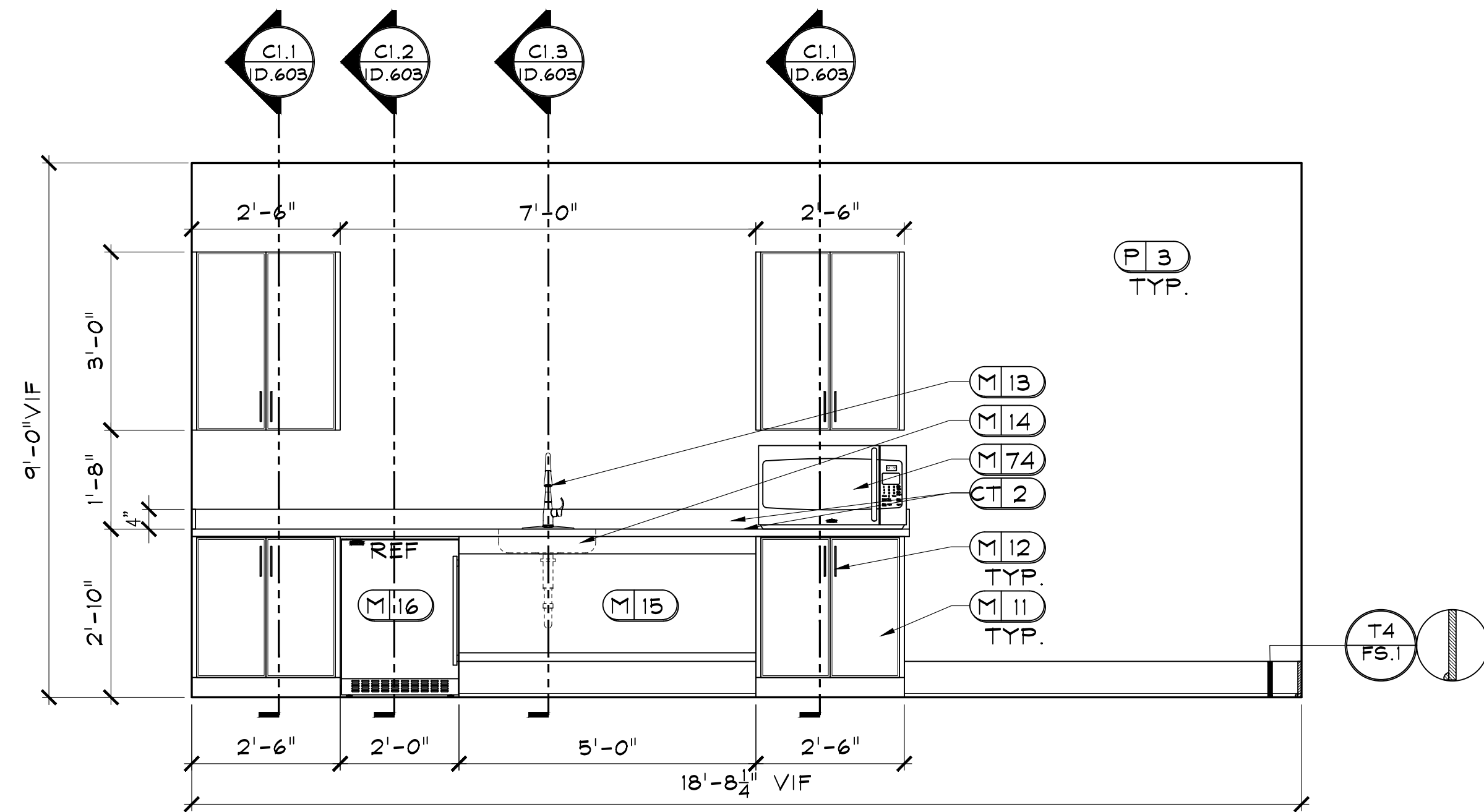
This Drawing is the property of Design Environments. It is to be used for the project and site for which it was prepared and may not be used without their written permission.



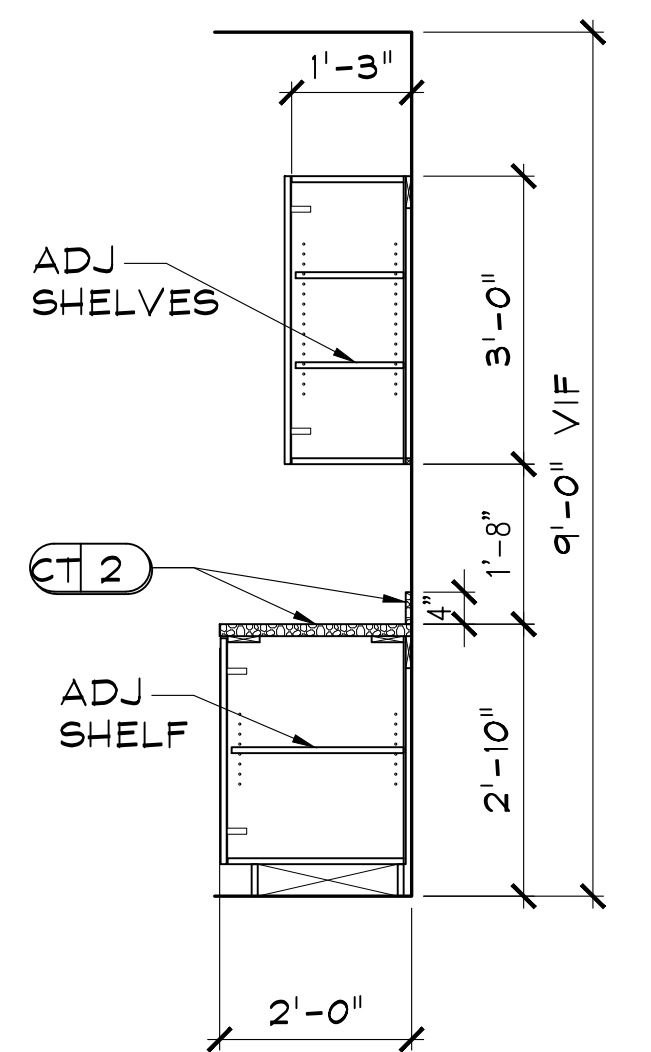
B1 OFFICE 1
 ID.603 SCALE: 1/2" = 1'-0"
 NOTE: ALL TRIM TO BE PAINTED P2.



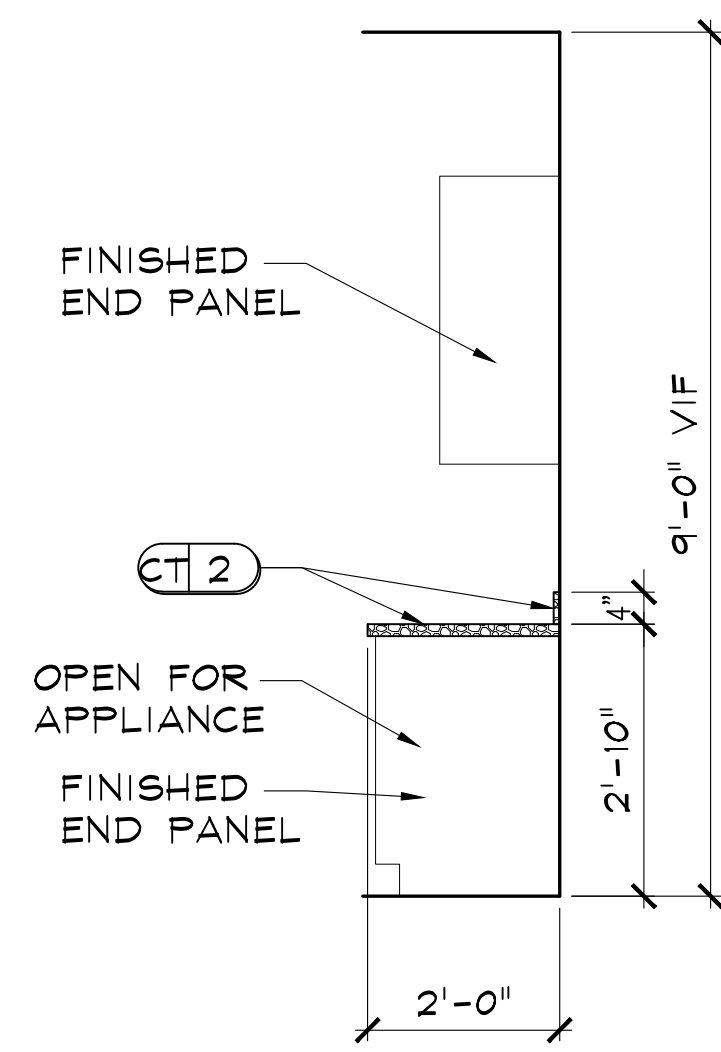
B2 OFFICE 1 TYP.
 ID.603 SCALE: 1/2" = 1'-0"
 NOTE: ALL TRIM TO BE PAINTED P2.



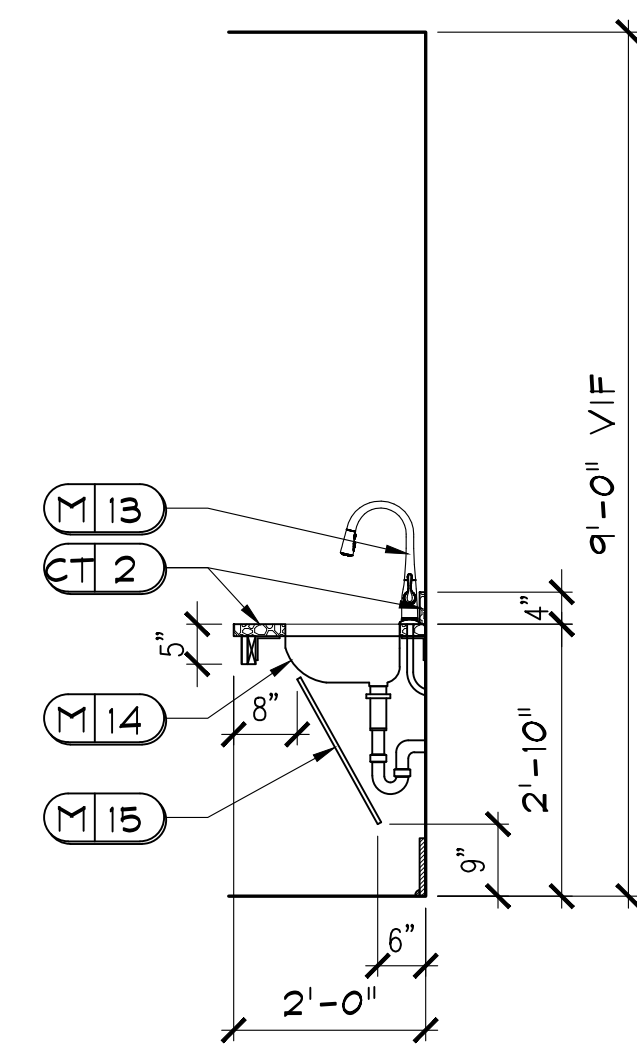
C1 WKRM
 ID.603 SCALE: 1/2" = 1'-0"
 NOTE: ALL TRIM TO BE PAINTED P2.



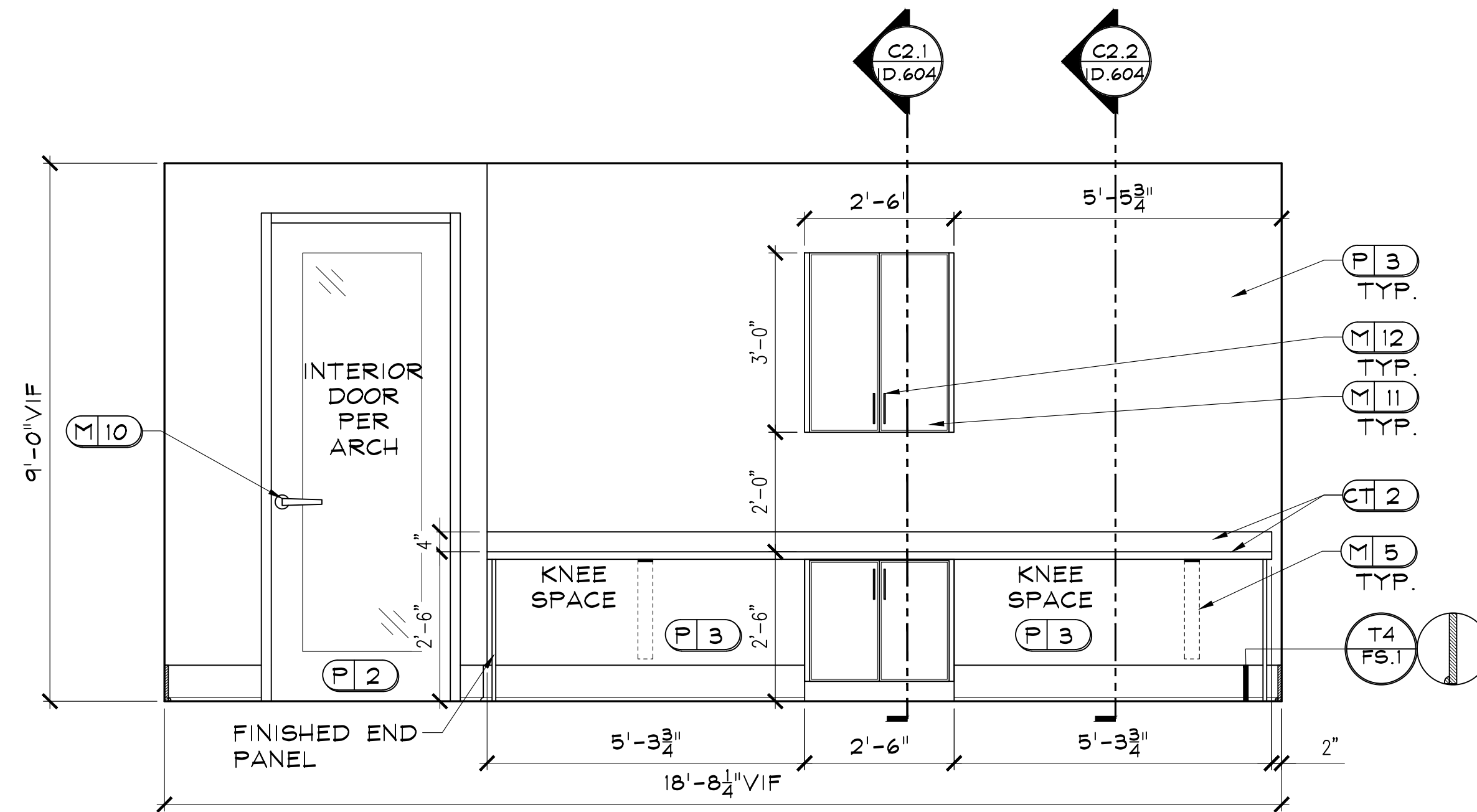
C1.1 SECTION
 ID.603 SCALE: 1/2" = 1'-0"



C1.2 SECTION
 ID.603 SCALE: 1/2" = 1'-0"



C1.3 SECTION
 ID.603 SCALE: 1/2" = 1'-0"



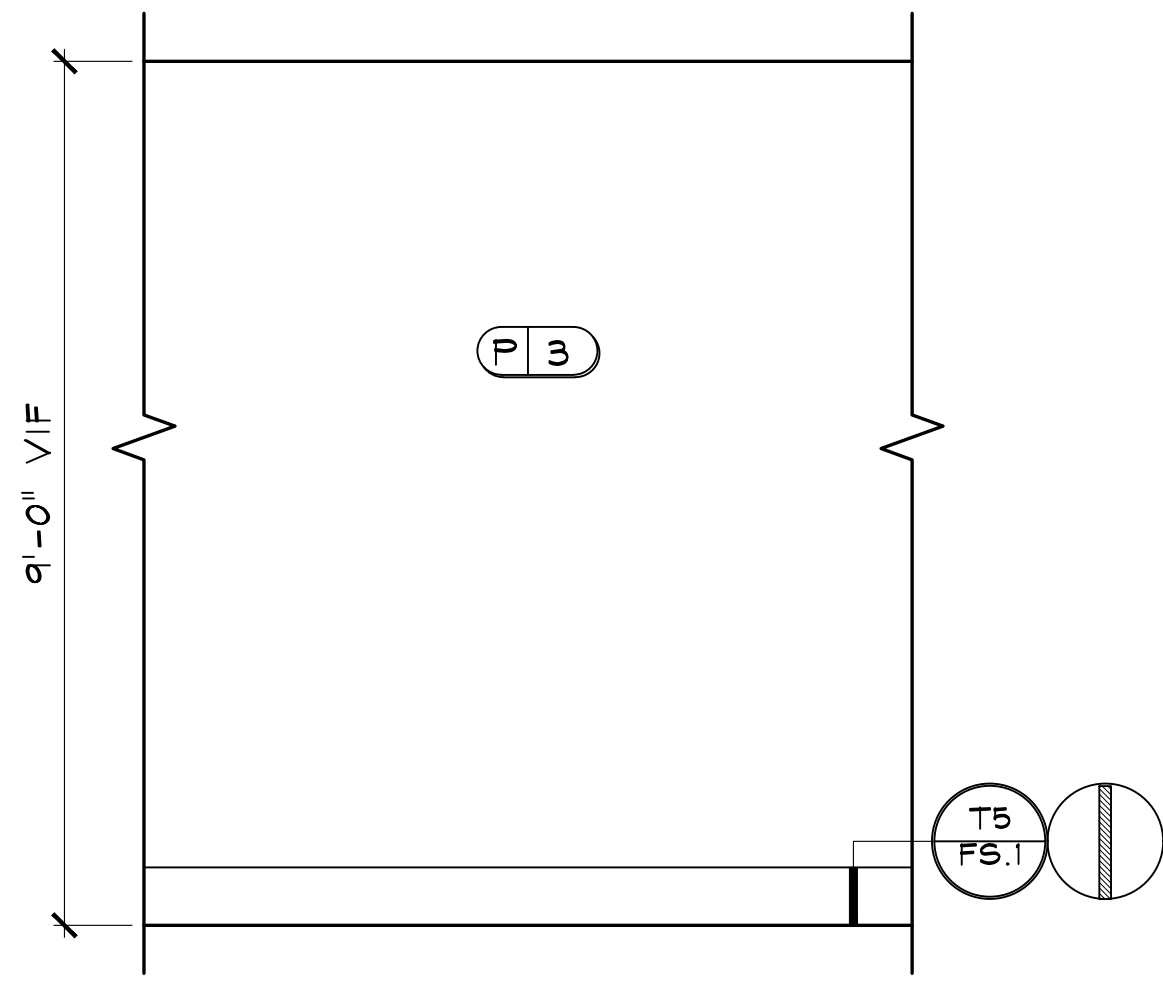
C2 WKRM
 ID.603 SCALE: 1/2" = 1'-0"
 NOTE: 1) ALL TRIM TO BE PAINTED P5.
 2) USE HIDDEN SUPPORT BRACKET M4 FOR SUPPORT AS NEEDED, MUST BE INSTALLED PRIOR TO INSTALLATION OF DRYWALL AND WITH REQUIRED BLOCKING.

CLUB AND AMENITIES @
ALTA ELLIOTT
GILBERT, AZ
WOOD PARTNERS

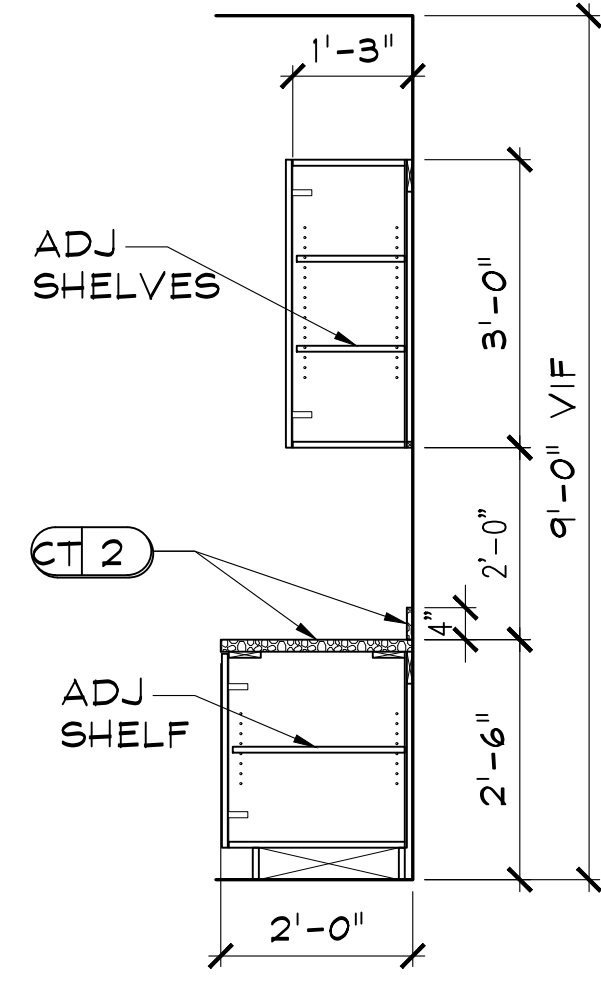
DR.	REV.	DATE	REMARKS

RELEASED FOR CONSTRUCTION
 BEGIN DATE: 03.04.22
 RELEASE DATE: 05.26.22
 DESIGNER: JM
 CAD DESIGNER: TP
 REVIEWED BY: JM, TP, MG

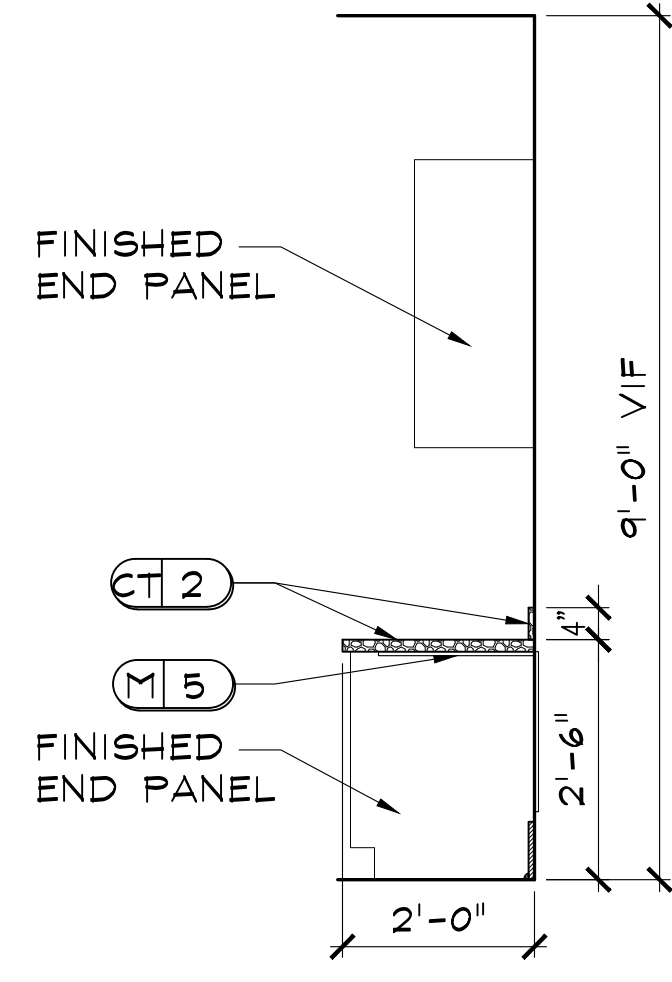
P:\2021-2022\21180-ELEVATIONS\21180-ELEV.dwg May 25, 2022 - 5:48pm



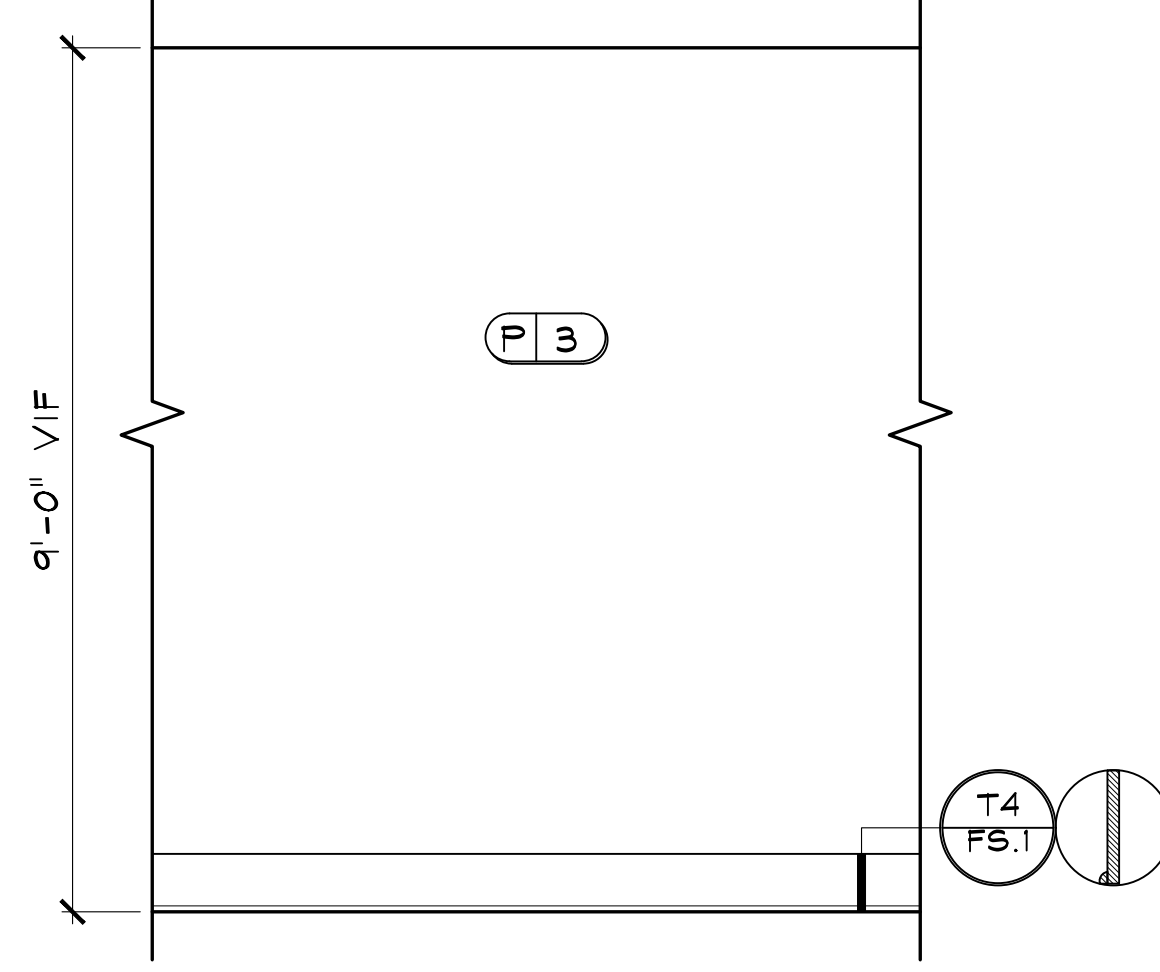
D2 OFFICE 2 TYP.
 ID.604 SCALE: 1/2" = 1'-0"
 NOTE: ALL TRIM TO BE PAINTED P2.



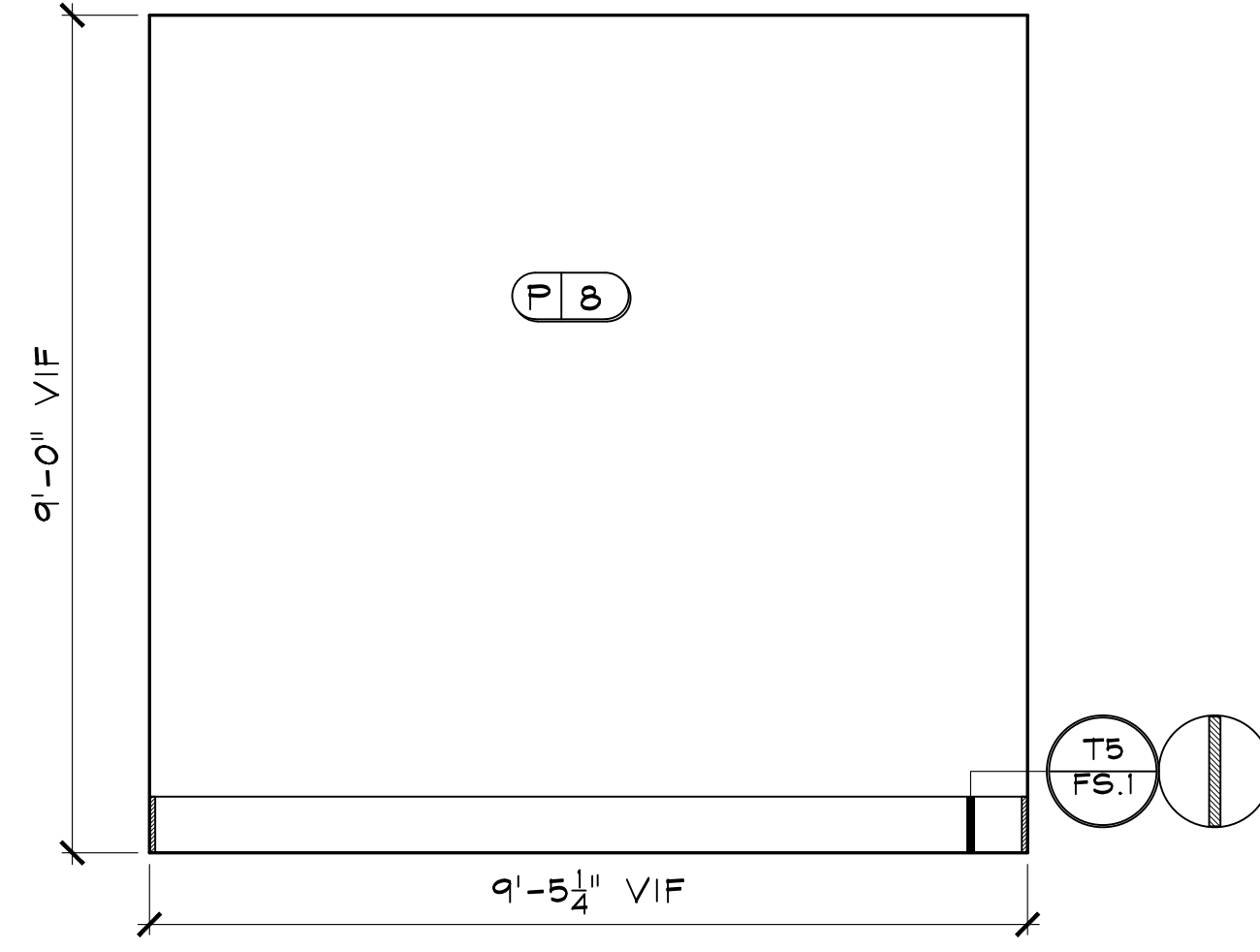
C2.1 SECTION
 ID.604 SCALE: 1/2" = 1'-0"



C2.2 SECTION
 ID.604 SCALE: 1/2" = 1'-0"



C3 WKRM TYP.
 ID.604 SCALE: 1/2" = 1'-0"
 NOTE: ALL TRIM TO BE PAINTED P2.



D1 OFFICE 2
 ID.604 SCALE: 1/2" = 1'-0"
 NOTE: ALL TRIM TO BE PAINTED P2.

JOB # : 21180
TITLE:
 INTERIOR ELEVATIONS &
 DETAILS
SHEET:
ID.604

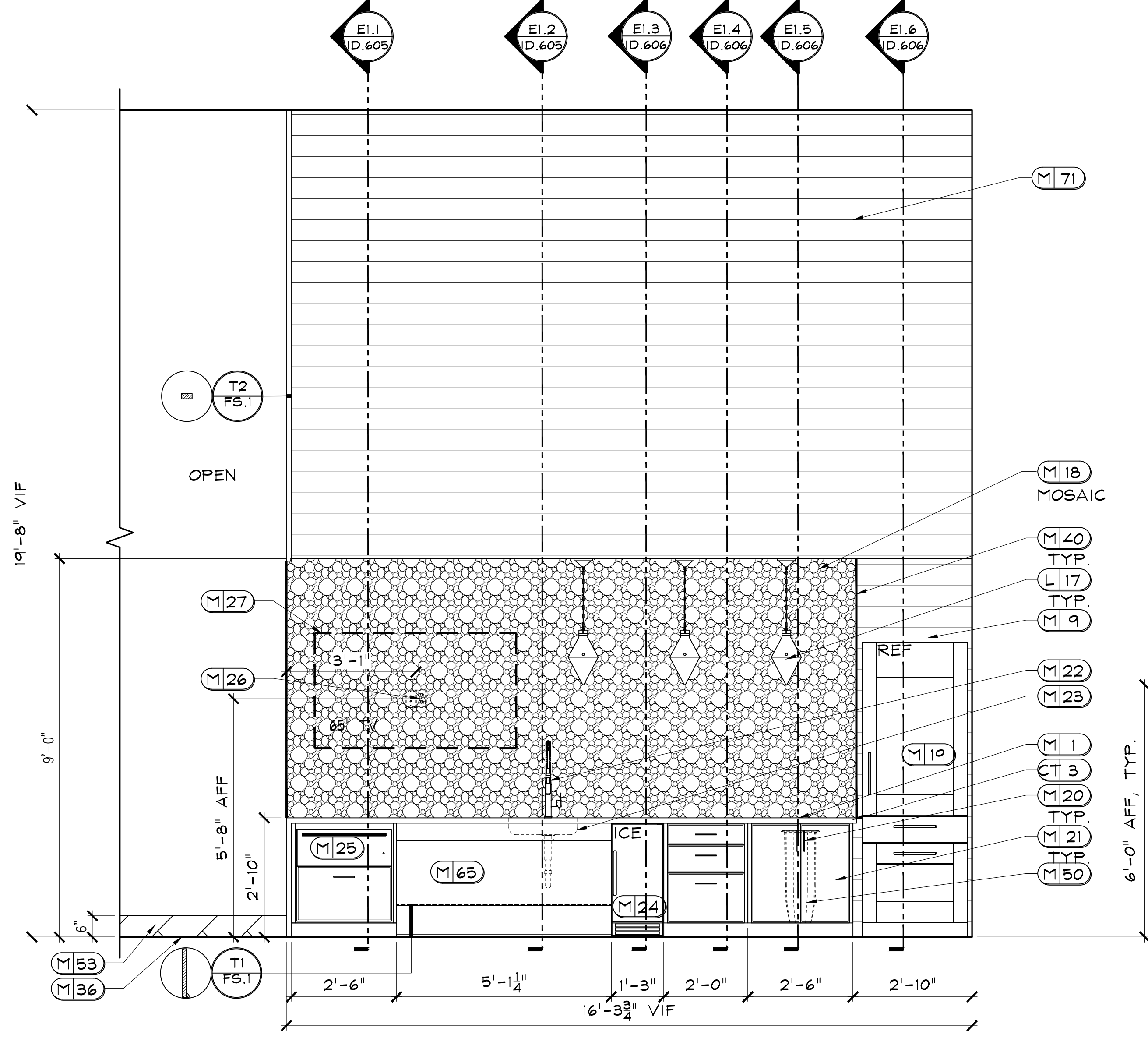
RELEASED FOR CONSTRUCTION
 BEGIN DATE: 03.04.22
 RELEASE DATE: 05.26.22
 DESIGNER: JM
 CAD DESIGNER: TP
 REVIEWED BY: JM, TP, MG

DR	REV.	DATE	REMARKS	HR
				X

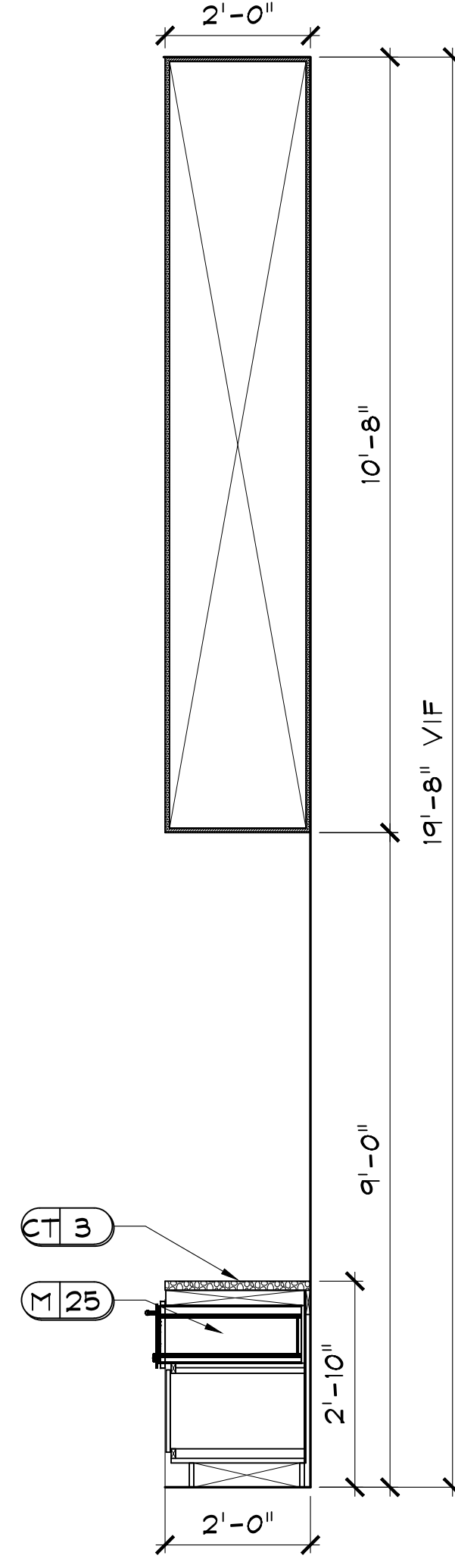
CLUB AND AMENITIES @
ALTA ELLIOTT
GILBERT, AZ
WOOD PARTNERS

DEi
 DESIGN ENVIRONMENTS

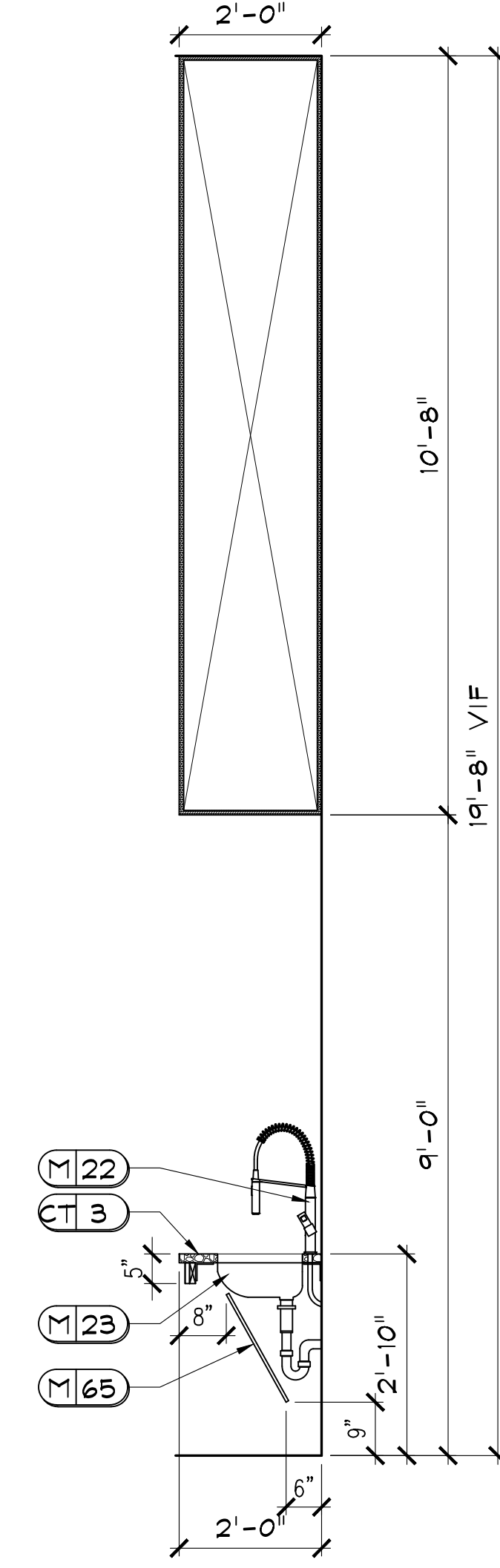
INTERIOR DESIGN, SPACE PLANNING, MARKETING
 3025 CHASTAIN MEADOWS PARKWAY STE. 200
 PHONE 770-429-3200 FAX 770-429-3201
 E-MAIL EMAIL@DESIGNENVIRONMENTS.COM
 This Drawing is the property of Design
 Environments. It is not to be used or
 used without their written permission.



E1 CLUBHOUSE
 ID.605
 SCALE: 1/2" = 1'-0"
 NOTE: 1) ALL TRIM TO BE PAINTED P2 UNLESS OTHERWISE NOTED.
 2) REFER TO ID.200A FOR LIGHTING LOCATIONS.
 3) T2/FS.1 TO BE PAINTED P7.



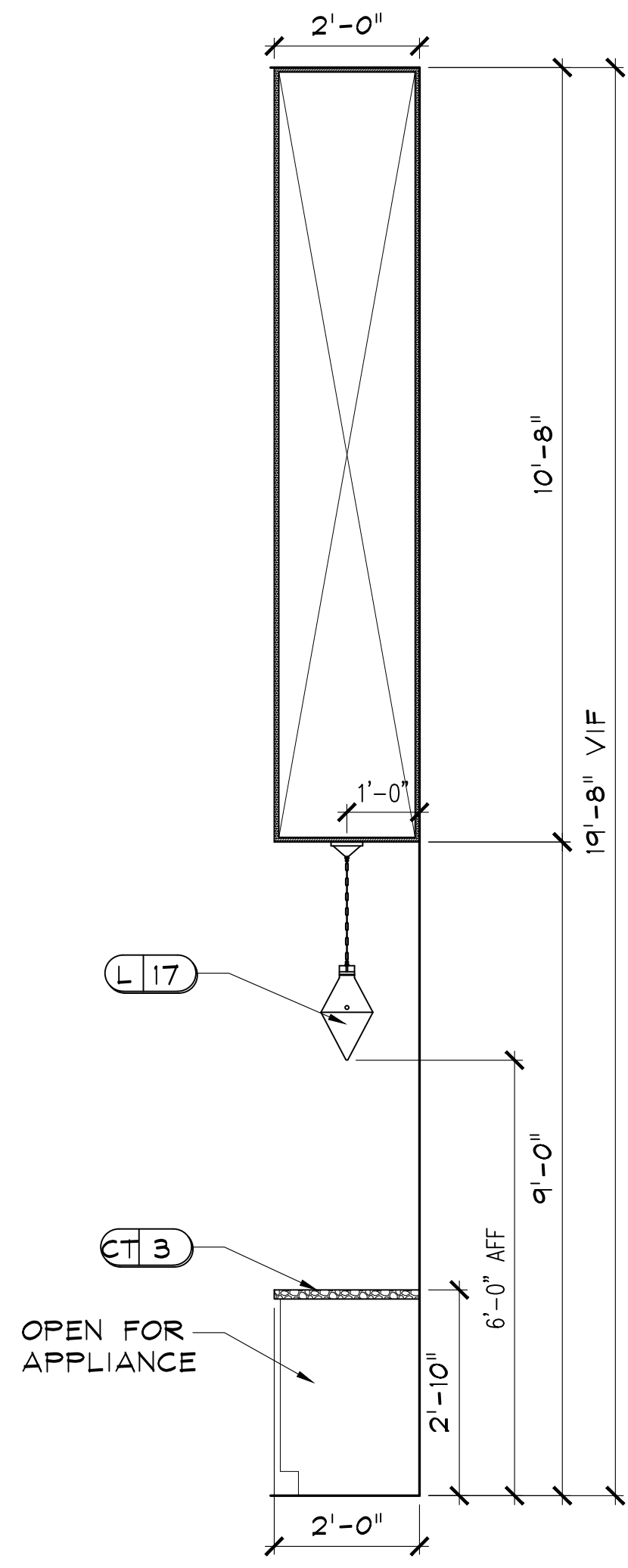
E1.1 SECTION
 ID.605
 SCALE: 1/2" = 1'-0"



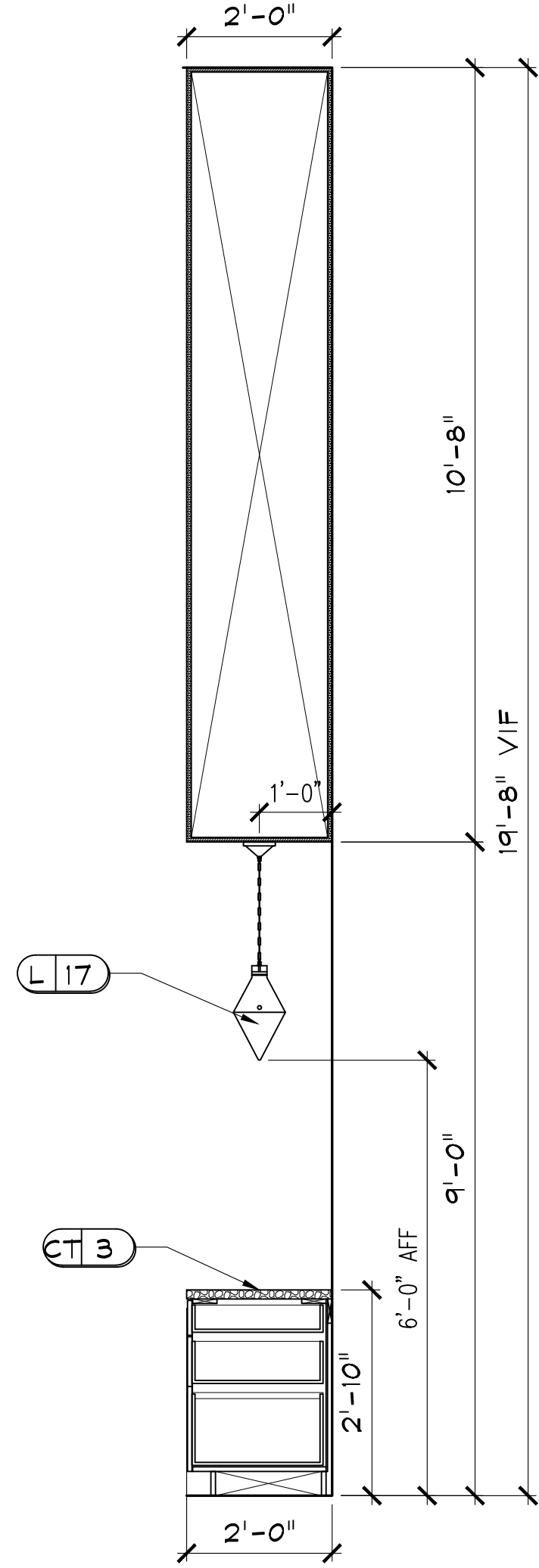
E1.2 SECTION
 ID.605
 SCALE: 1/2" = 1'-0"

REVISIONS

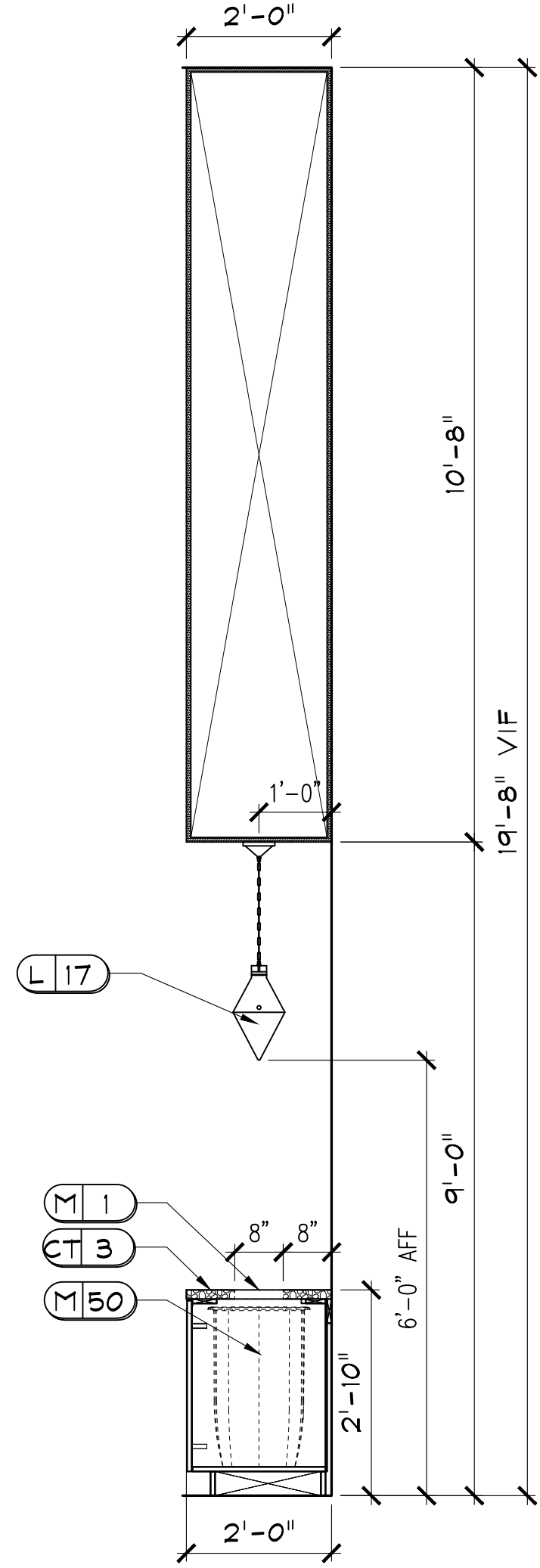
DR	REV.	DATE	REMARKS	HR
				X



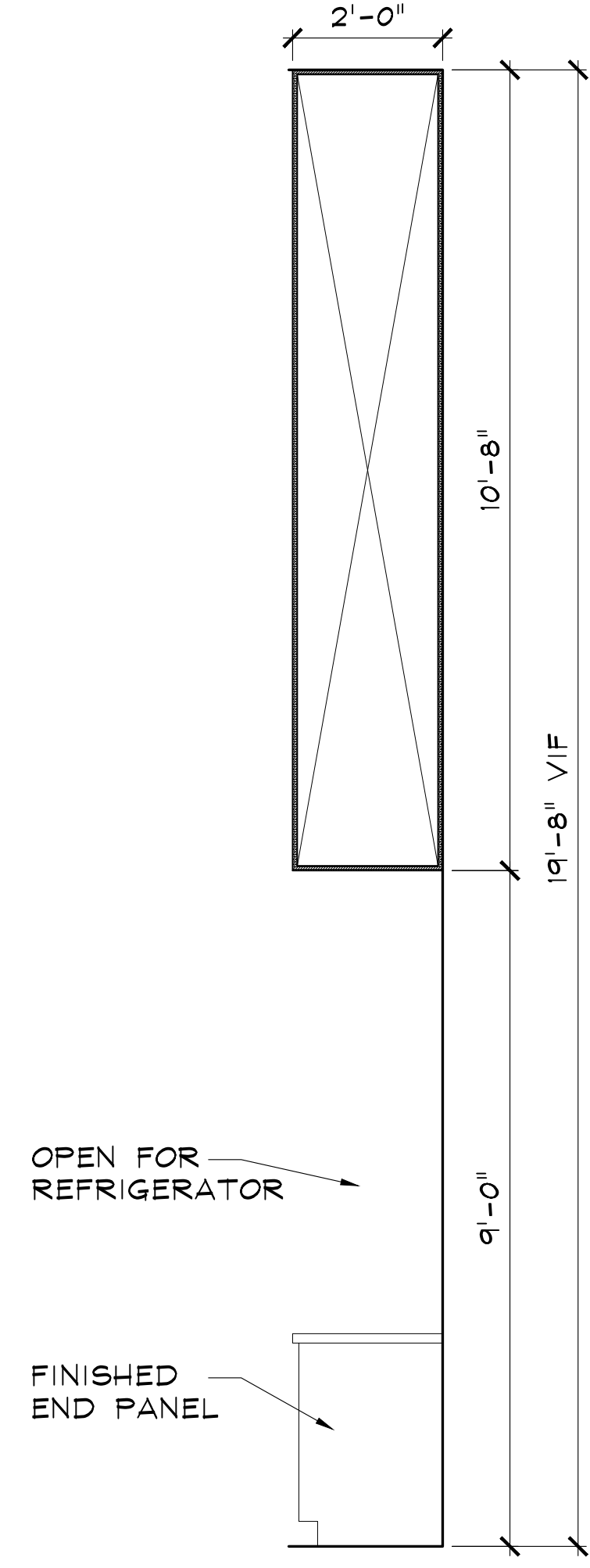
E1.3 SECTION
ID.606 SCALE: 1/2" = 1'-0"



E1.4 SECTION
ID.606 SCALE: 1/2" = 1'-0"



E1.5 SECTION
ID.606 SCALE: 1/2" = 1'-0"



E1.6 SECTION
ID.606 SCALE: 1/2" = 1'-0"

JOB # : 21180
TITLE:
INTERIOR ELEVATIONS &
DETAILS
SHEET:
ID.606

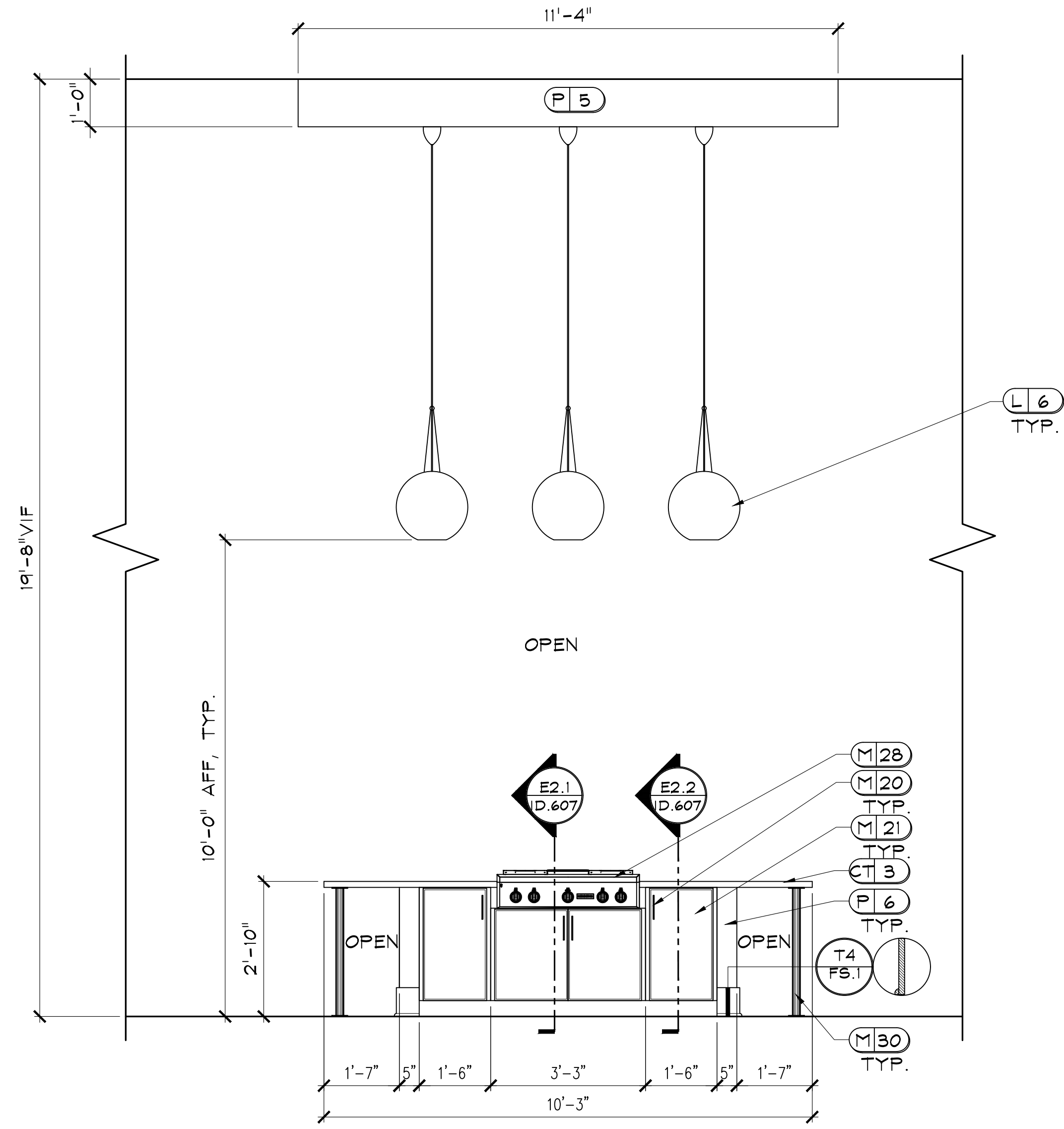
RELEASED FOR CONSTRUCTION
BEGIN DATE: 03.04.22
RELEASE DATE: 05.26.22
DESIGNER: JM
CAD DESIGNER: TP
REVIEWED BY: JM, TP, MG

DR	REV.	DATE	REMARKS
			IRS
			X

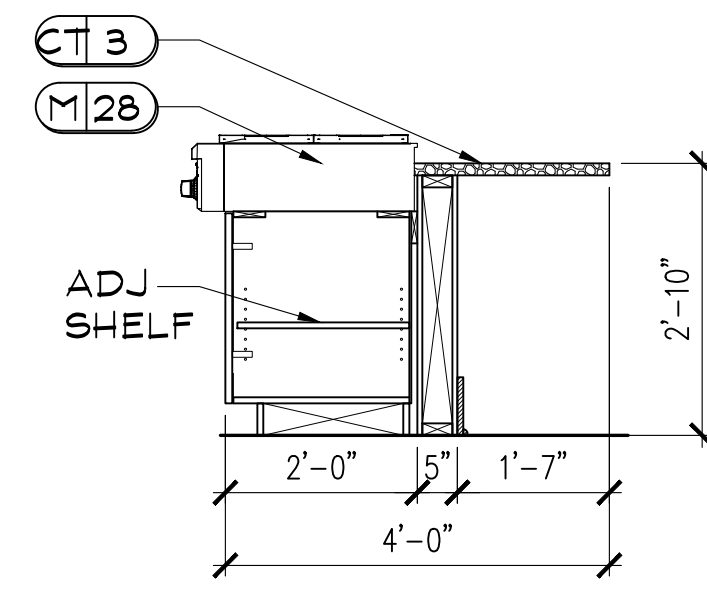
CLUB AND AMENITIES @
ALTA ELLIOTT
GILBERT, AZ
WOOD PARTNERS

DEi
DESIGN ENVIRONMENTS
INTERIOR DESIGN • SPACE PLANNING • MARKETING
3025 CHASTAIN MEADOWS PARKWAY STE. 200
PHOENIX, AZ 85028
PHONE 770-429-3200 FAX 770-429-3201
E-MAIL EMAIL@DESIGNENVIRONMENTS.COM
This Drawing is the property of Design Environments. It is to be used for the project and site for which it was prepared and may not be used without their written permission.

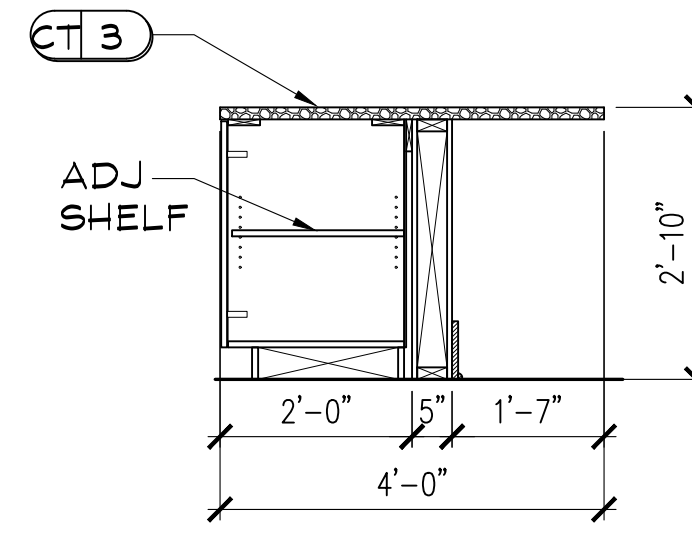
**CLUB AND AMENITIES @
ALTA ELLIOTT
GILBERT, AZ
WOOD PARTNERS**



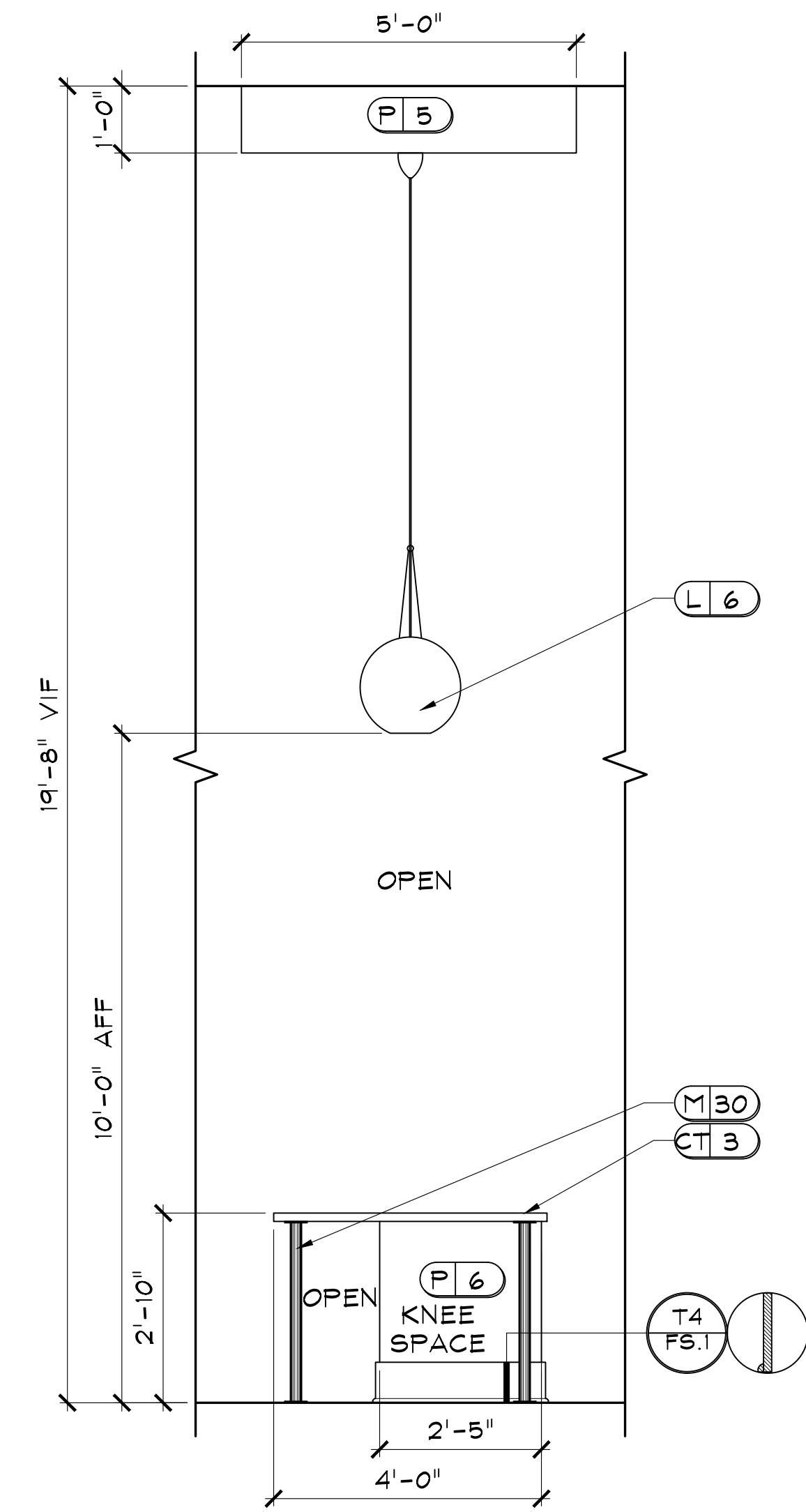
E2 CLUBHOUSE
ID.607
SCALE: 1/2" = 1'-0"
NOTE: 1) ALL TRIM TO BE PAINTED P7.
2) REFER TO ID.200A FOR LIGHTING LOCATIONS.
3) USE M30 FOR SUPPORT AS NEEDED.



E2.1 SECTION
ID.607
SCALE: 1/4" = 1'-0"



E2.2 SECTION
ID.607
SCALE: 1/4" = 1'-0"



E3 CLUBHOUSE
ID.607
SCALE: 1/2" = 1'-0"
NOTE: 1) ALL TRIM TO BE PAINTED P7.
2) REFER TO ID.200A FOR LIGHTING LOCATIONS.
3) USE M30 FOR SUPPORT AS NEEDED.
4) OPPOSITE SIDE IS MIRROR IMAGE.

REVISIONS

DR	REV.	DATE	REMARKS	HR
				X

RELEASED FOR CONSTRUCTION

BEGIN DATE:	03.04.22
RELEASE DATE:	05.26.22
DESIGNER:	JM
CAD DESIGNER:	TP
REVIEWED BY:	JM, TP, MG

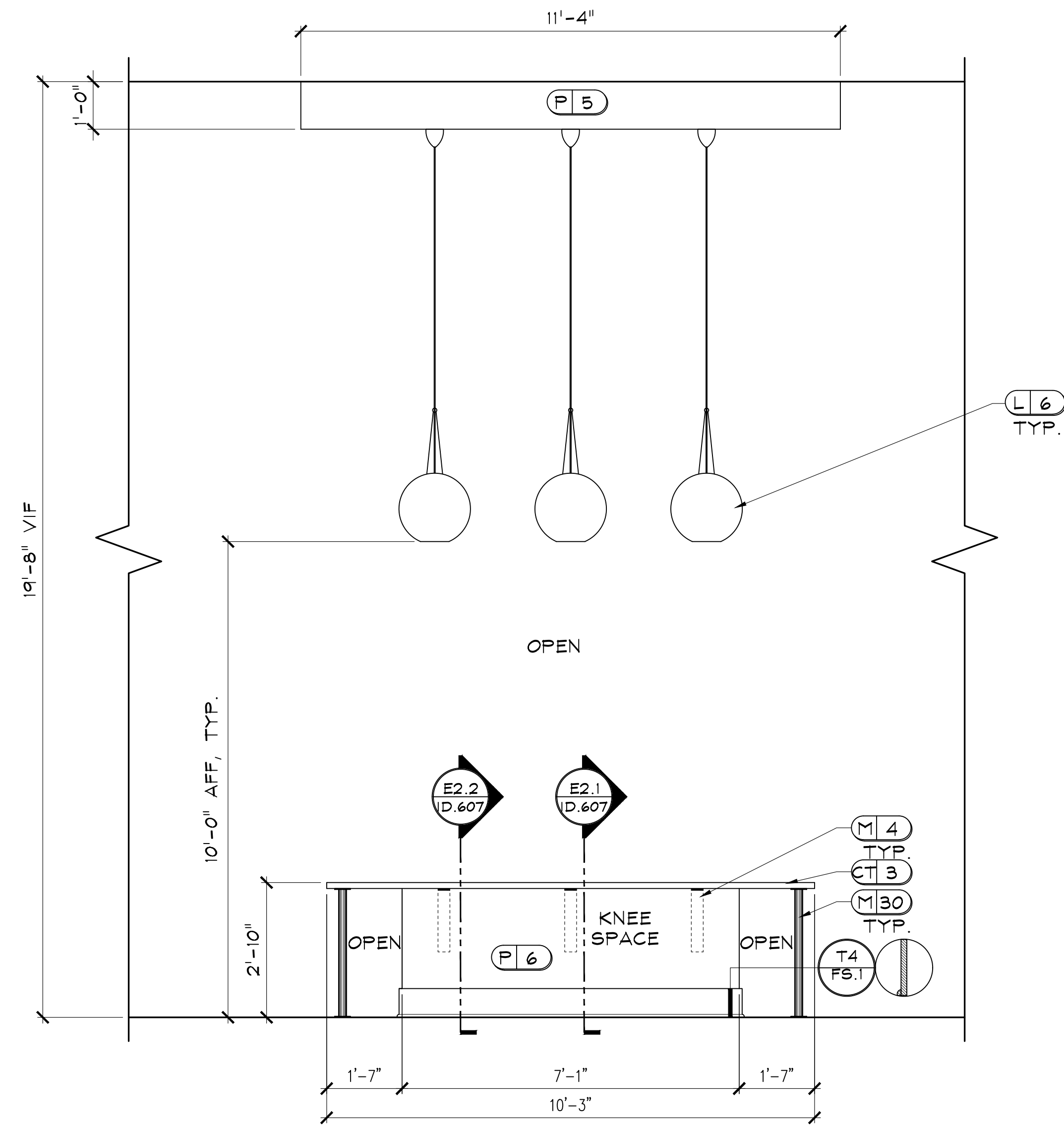
JOB # : 21180
INTERIOR ELEVATIONS & DETAILS
SHEET ID.607

CLUB AND AMENITIES @
ALTA ELLIOTT
GILBERT, AZ
WOOD PARTNERS

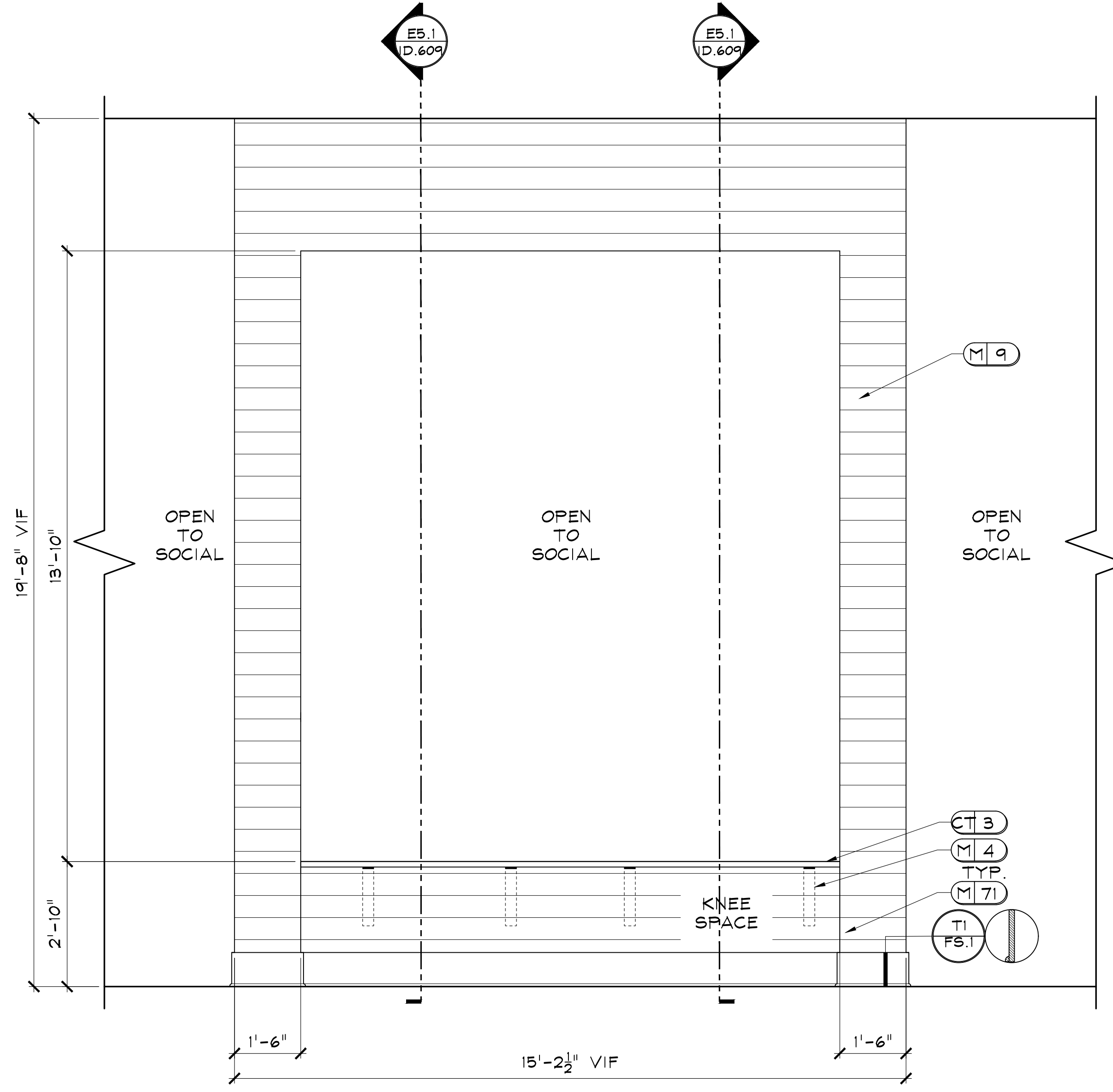
DR.	REV.	DATE	REMARKS
			IRS X

RELEASED FOR CONSTRUCTION
 BEGIN DATE: 03.04.22
 RELEASE DATE: 05.26.22
 DESIGNER: JM
 CAD DESIGNER: TP
 REVIEWED BY: JM, TP, MG

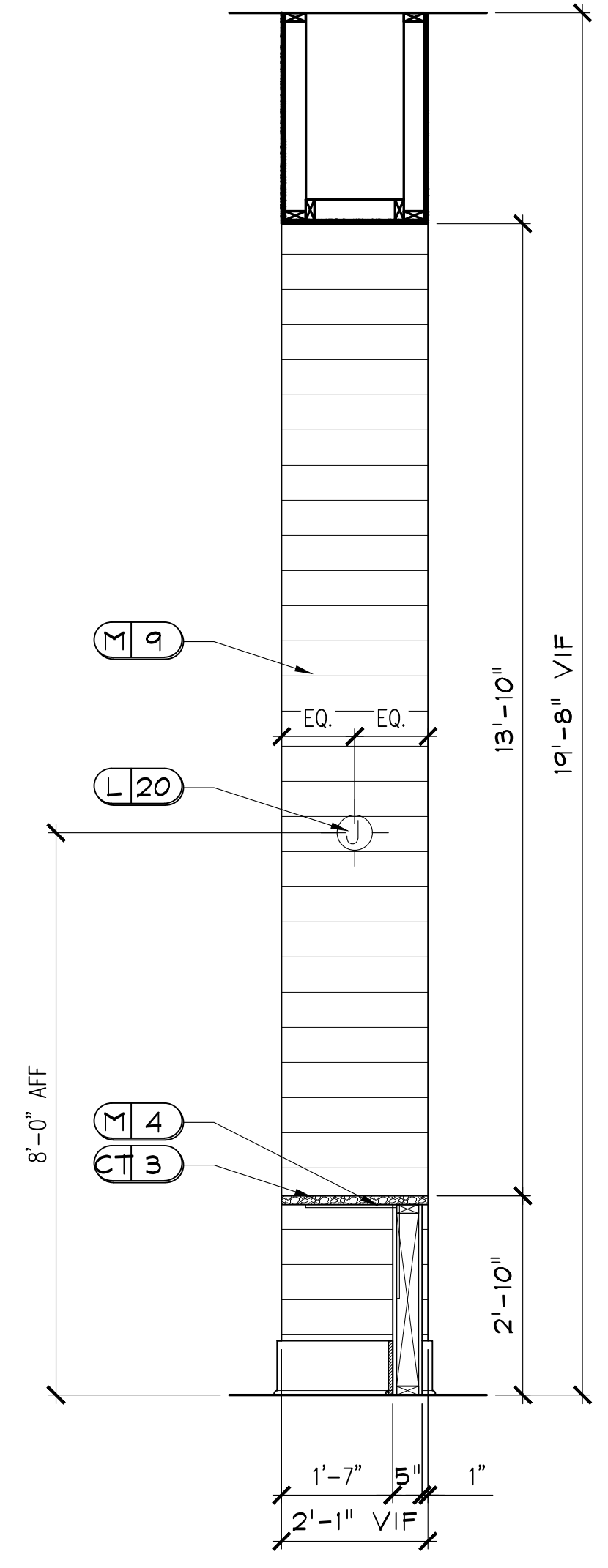
JOB #: 21180
 TITLE: INTERIOR ELEVATIONS & DETAILS
 SHEET: **ID.608**



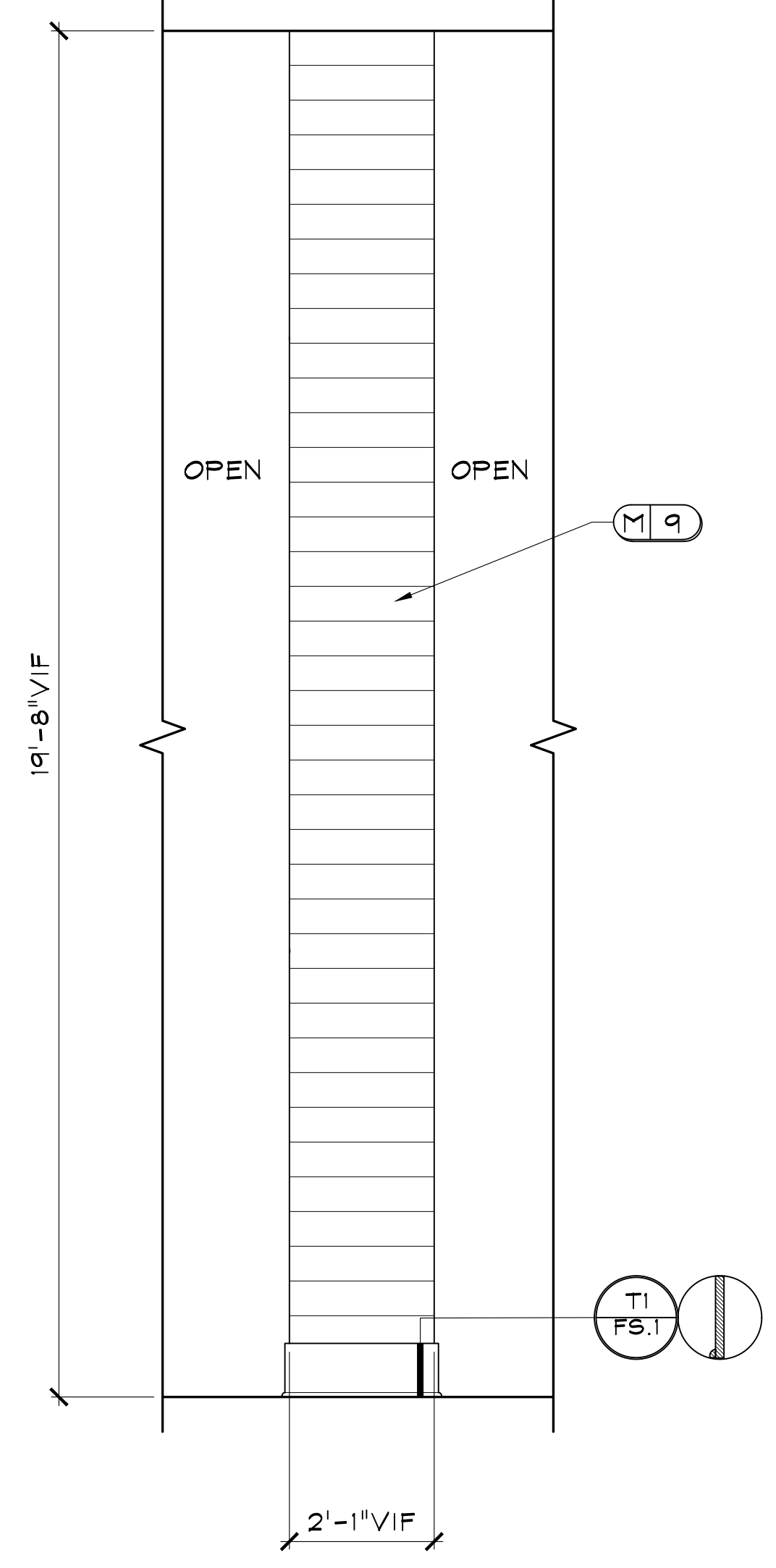
E4 CLUBHOUSE
 D.608 SCALE: 1/2" = 1'-0"
 NOTE: 1) ALL TRIM TO BE PAINTED P7.
 2) REFER TO ID.200A FOR LIGHTING LOCATIONS.
 3) USE M30 FOR SUPPORT AS NEEDED.
 4) USE HIDDEN SUPPORT BRACKET M4 FOR SUPPORT AS NEEDED, MUST BE INSTALLED PRIOR TO INSTALLATION OF DRYWALL AND WITH REQUIRED BLOCKING.



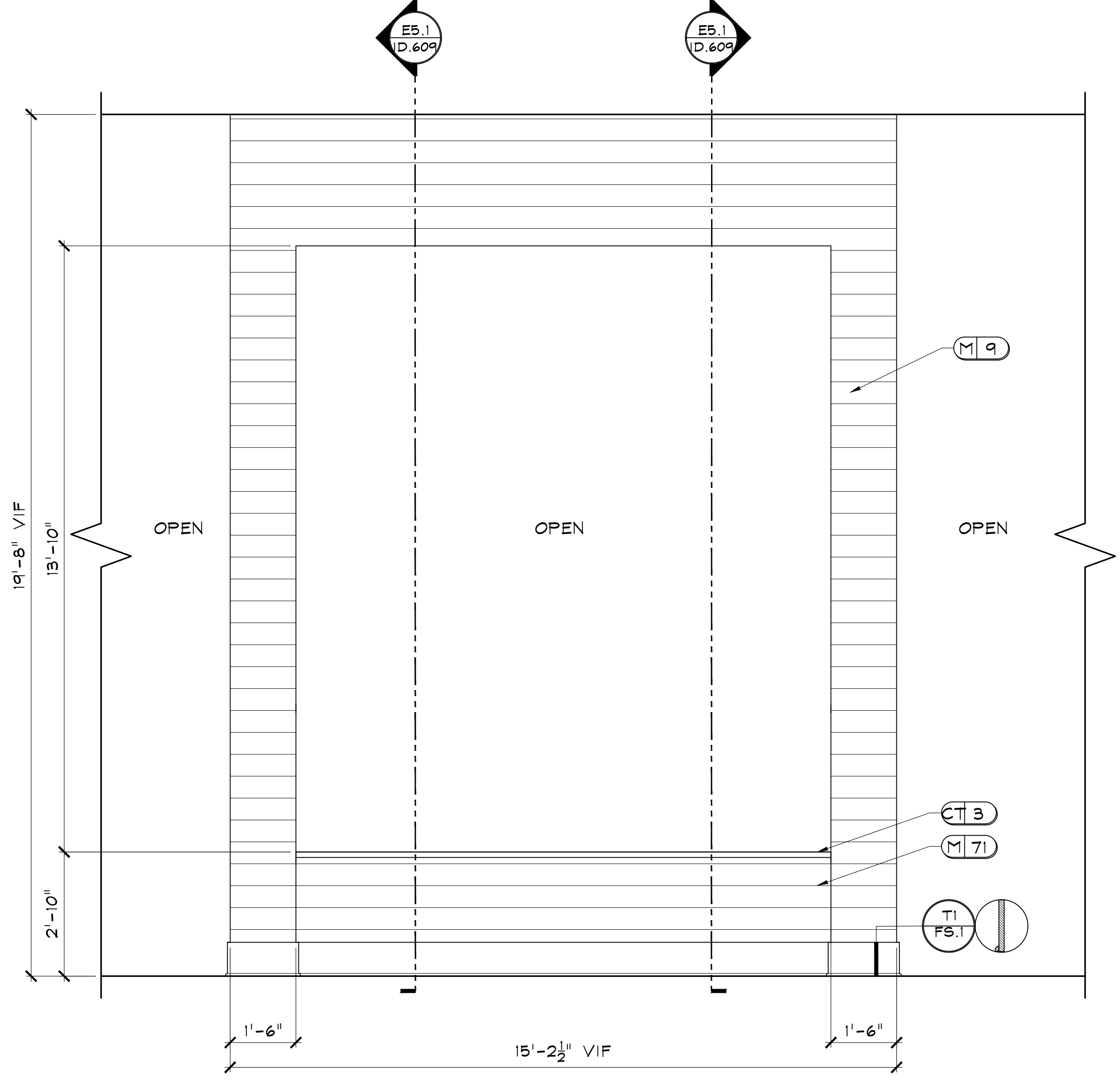
E5 CLUBHOUSE
 D.608 SCALE: 1/2" = 1'-0"
 NOTE: 1) ALL TRIM TO BE PAINTED P7.
 2) USE HIDDEN SUPPORT BRACKET M4 FOR SUPPORT AS NEEDED, MUST BE INSTALLED PRIOR TO INSTALLATION OF DRYWALL AND WITH REQUIRED BLOCKING.
 3) MITER ALL EDGES OF M9.



E5.1 SECTION
D.609
SCALE: 1/2" = 1'-0"



E6 CLUBHOUSE
D.609
SCALE: 1/2" = 1'-0"
NOTE: 1) ALL TRIM TO BE PAINTED P7.
2) OPPOSITE SIDE IS MIRROR IMAGE.
3) MITER ALL EDGES OF M9.



E7 CLUBHOUSE
D.609
SCALE: 1/2" = 1'-0"
NOTE: ALL TRIM TO BE PAINTED P7.

JOB # : 21180
TITLE:
INTERIOR ELEVATIONS &
DETAILS
SHEET:
ID.609

RELEASED FOR CONSTRUCTION
BEGIN DATE: 03.04.22
RELEASE DATE: 05.26.22
DESIGNER: JM
CAD DESIGNER: TP
REVIEWED BY: JM, TP, MG

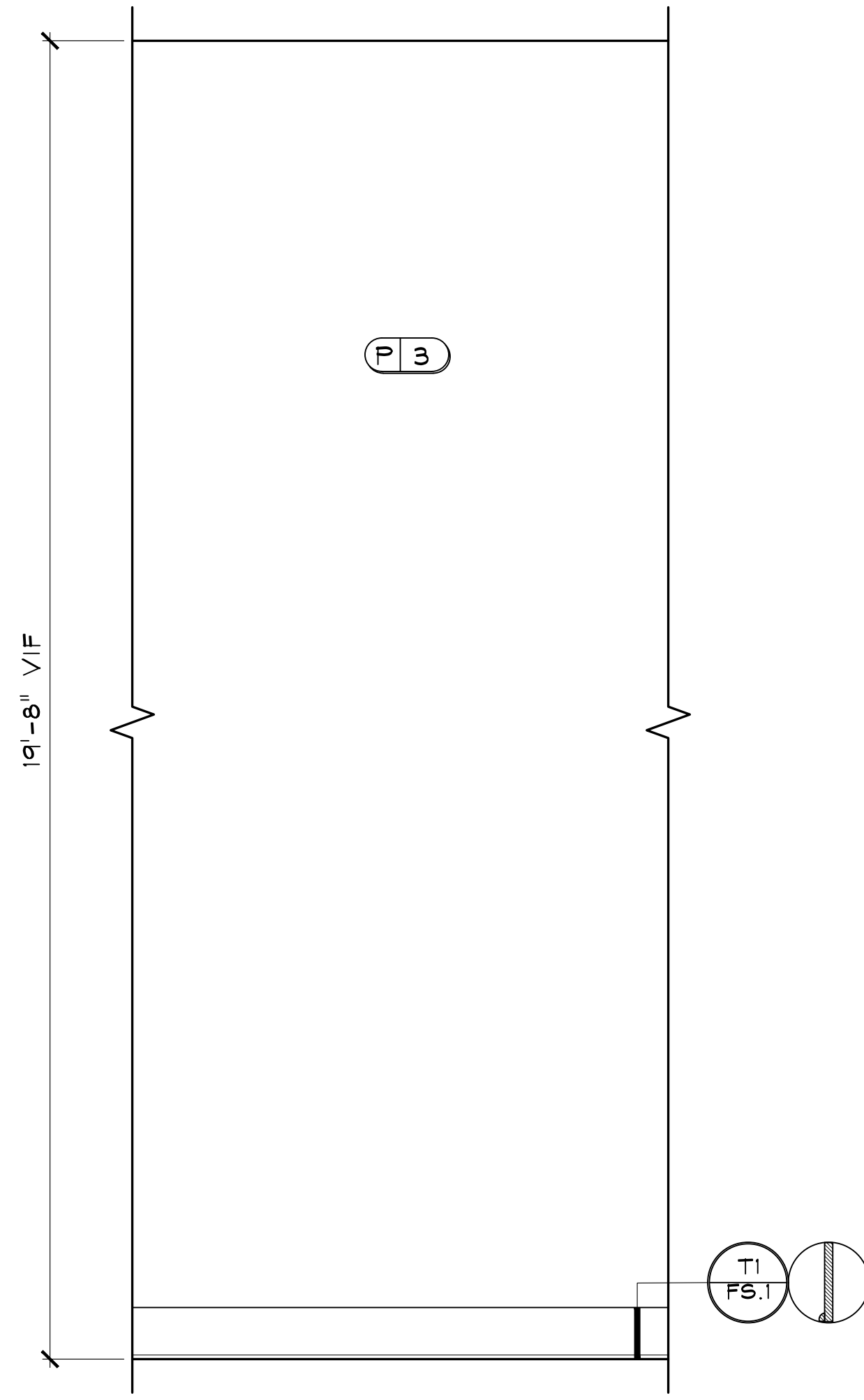
DR	REV.	DATE	REMARKS

CLUB AND AMENITIES @
ALTA ELLIOTT
GILBERT, AZ
WOOD PARTNERS

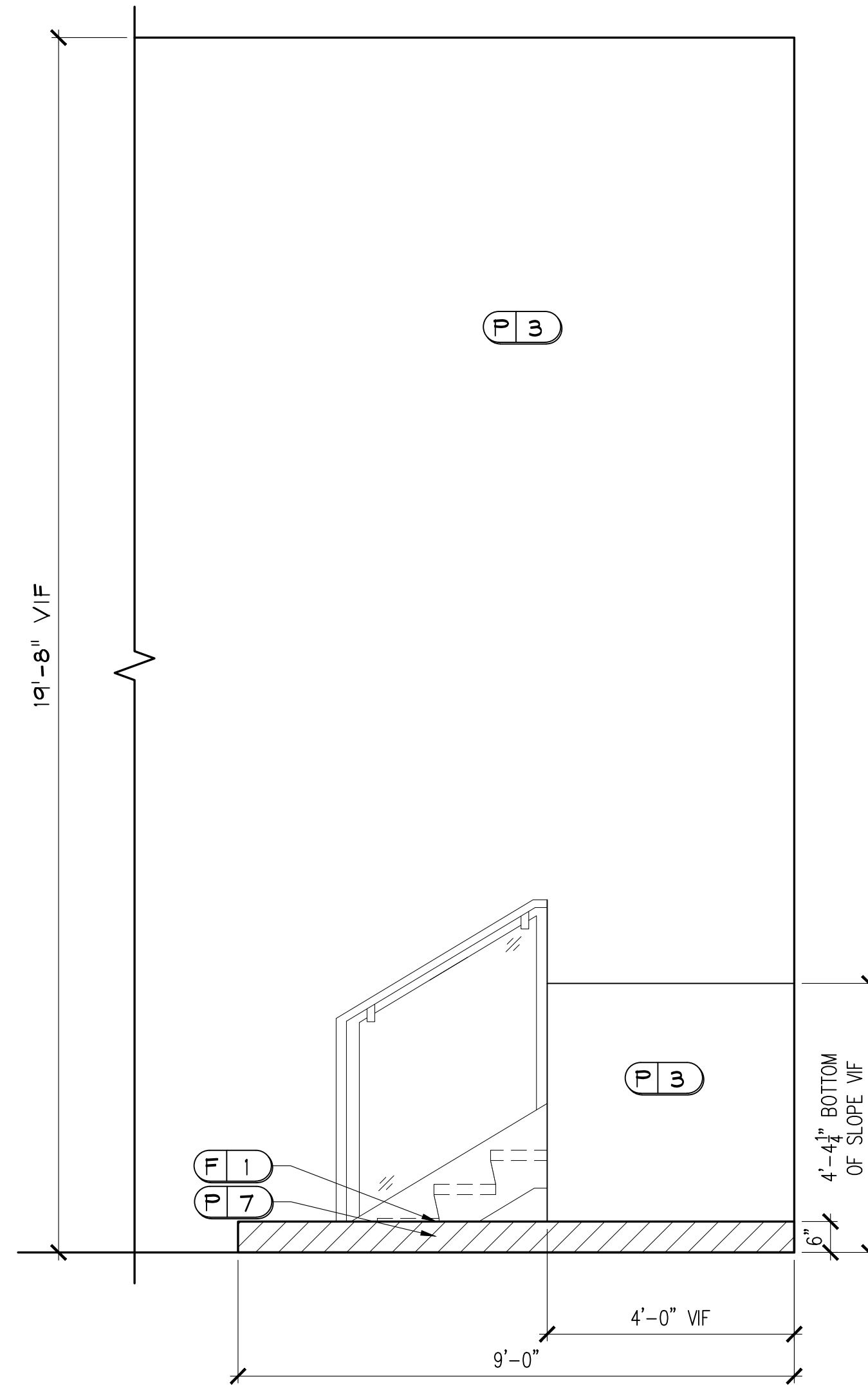
DEi
DESIGN
ENVIRONMENTS

INTERIOR DESIGN • SPACE PLANNING • MARKETING
3025 CHASTAIN MEADOWS PARKWAY STE. 200
PHOENIX, AZ 85028
PHONE 770-429-3200 FAX 770-429-3201
E-MAIL EMAIL@DESIGNENVIRONMENTS.COM

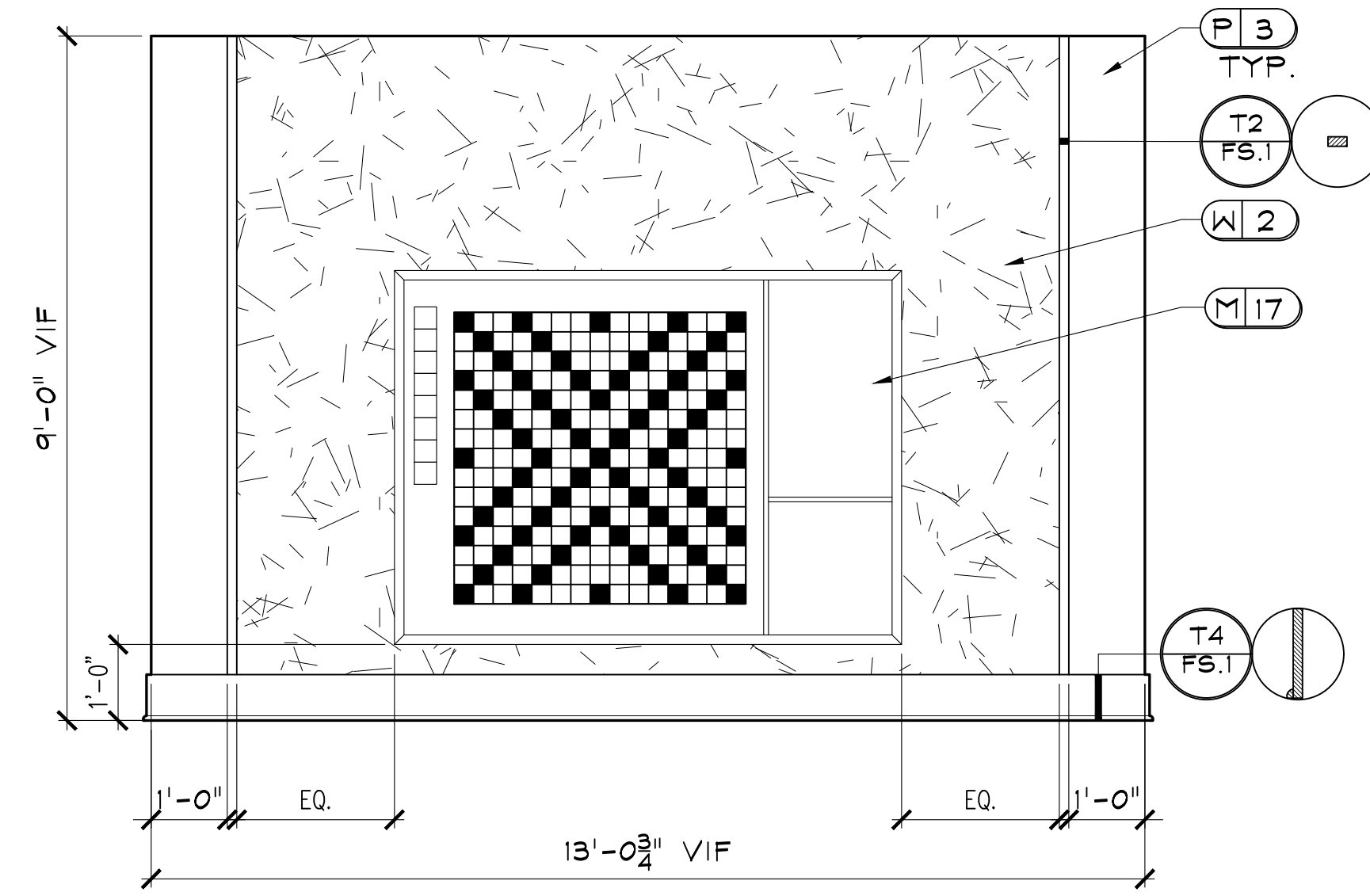
This Drawing is the property of Design Environments and is not to be used or reproduced without their written permission.



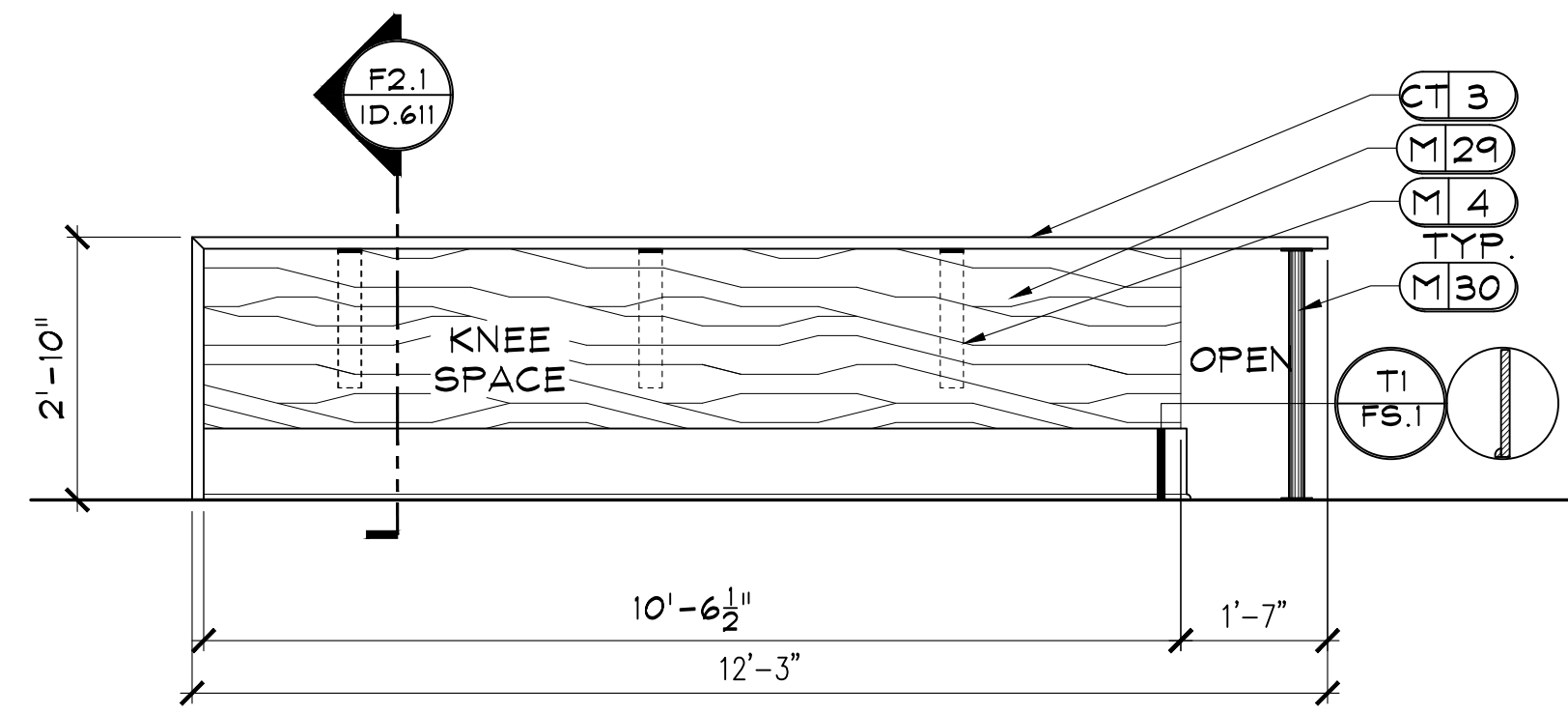
E8 CLUBHOUSE TYP.
 ID.610 SCALE: 1/2" = 1'-0"
 NOTE: ALL TRIM TO BE PAINTED P2.



E9 CLUBHOUSE
 ID.610 SCALE: 1/2" = 1'-0"
 NOTE: ALL TRIM TO BE PAINTED P2 UNLESS OTHERWISE NOTED.

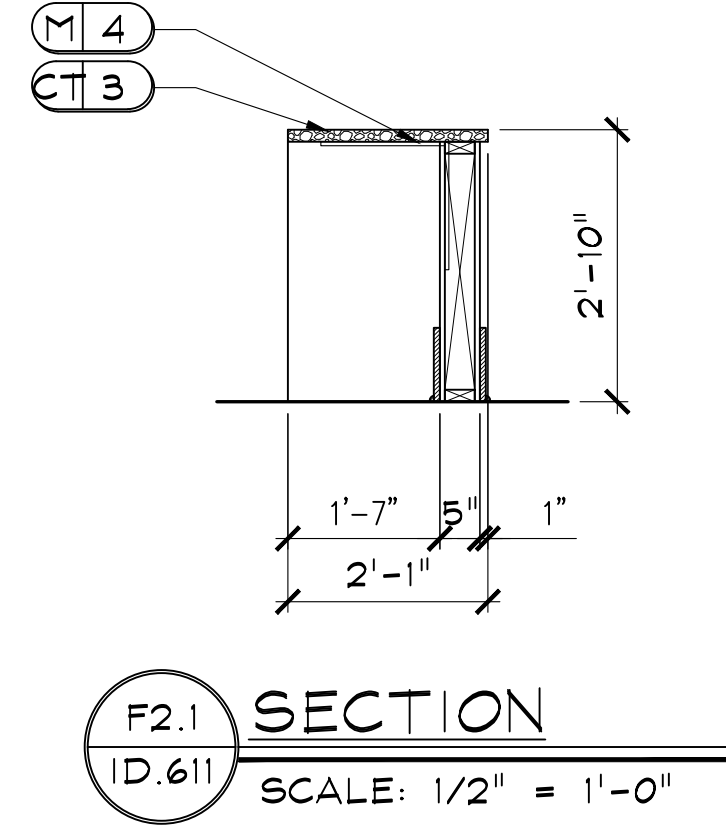


F1 SOCIAL
 ID.610 SCALE: 1/2" = 1'-0"
 NOTE: 1) ALL TRIM TO BE PAINTED P2.
 2) WALL TO BE SMOOTH FINISH.

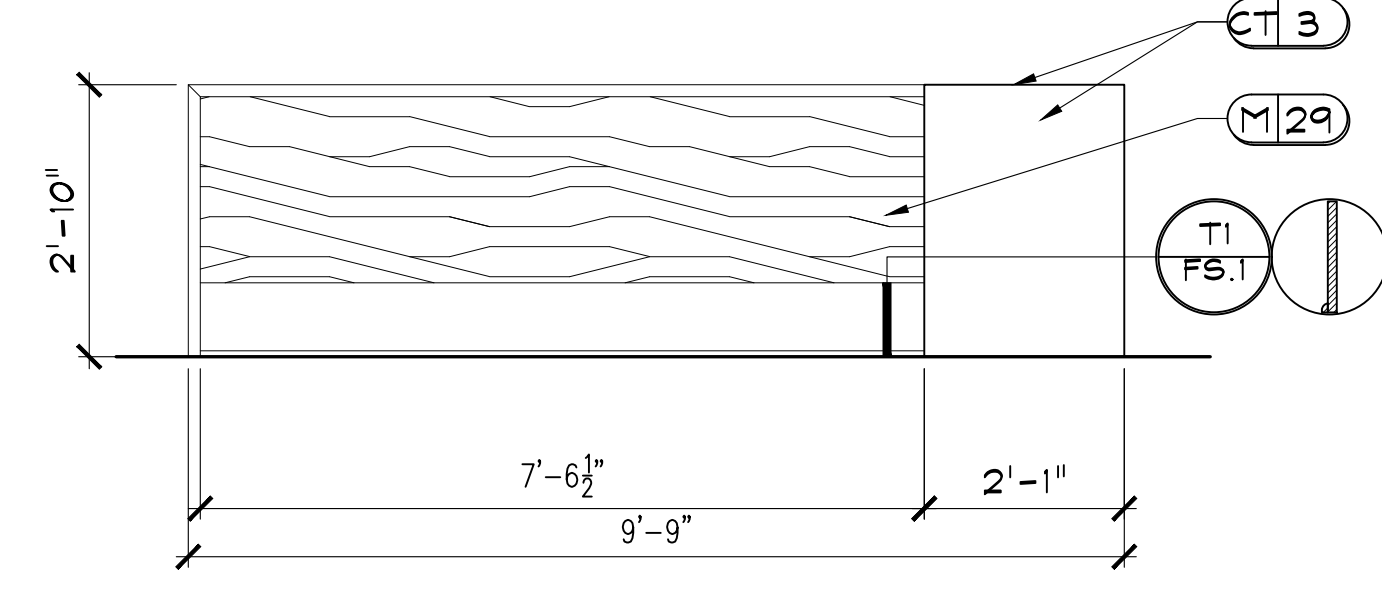


F2 SOCIAL
 ID.610 SCALE: 1/2" = 1'-0"
 NOTE: 1) ALL TRIM TO BE PAINTED P2.
 2) USE HIDDEN SUPPORT BRACKET M4 FOR SUPPORT AS NEEDED, MUST BE INSTALLED PRIOR TO INSTALLATION OF DRYWALL AND WITH REQUIRED BLOCKING.
 3) USE M30 FOR SUPPORT AS NEEDED.

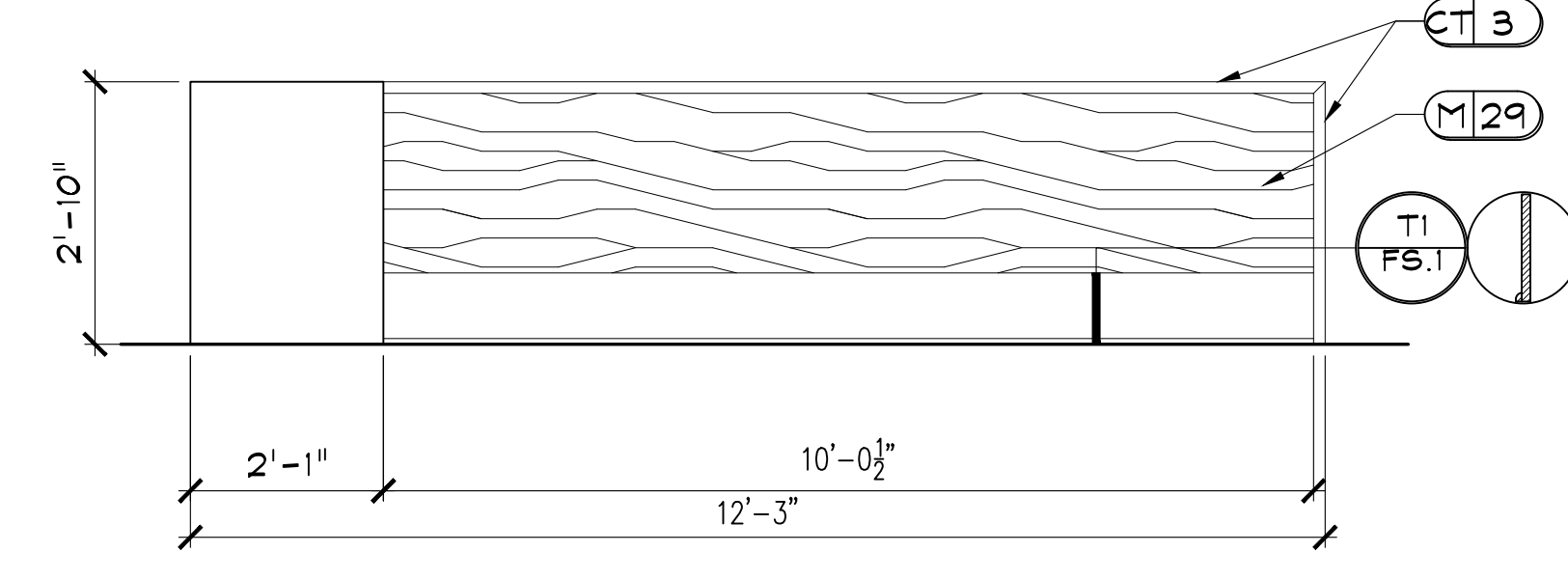
DR	REV.	DATE	REMARKS
			IRS X



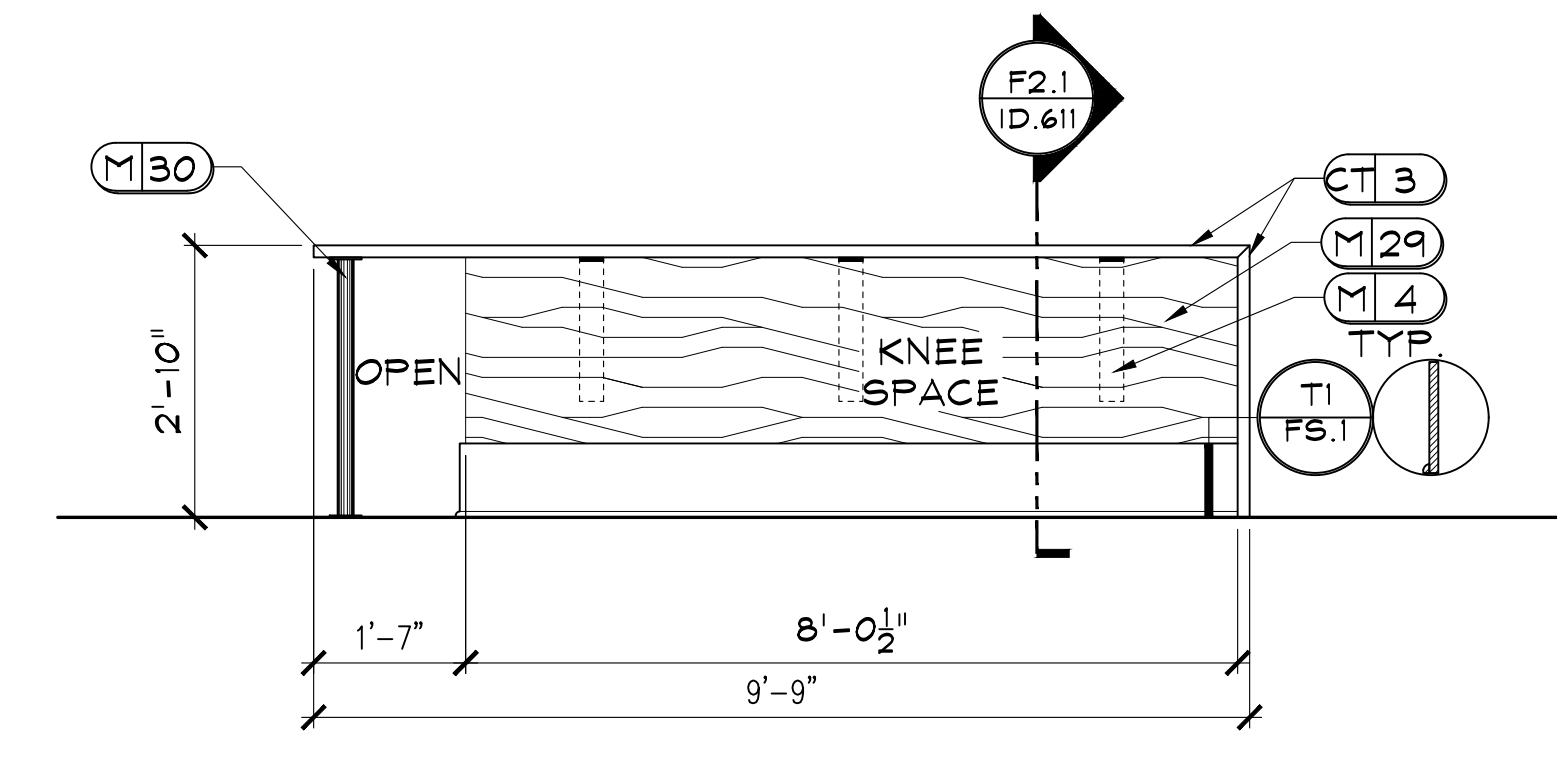
F2.1 SECTION
 ID.611 SCALE: 1/2" = 1'-0"



F3 SOCIAL
 ID.611 SCALE: 1/2" = 1'-0"
 NOTE: ALL TRIM TO BE PAINTED P2.



F4 SOCIAL
 ID.611 SCALE: 1/2" = 1'-0"
 NOTE: ALL TRIM TO BE PAINTED P2.



F5 SOCIAL
 ID.611 SCALE: 1/2" = 1'-0"
 NOTE: 1) ALL TRIM TO BE PAINTED P2.
 2) USE HIDDEN SUPPORT BRACKET M4 FOR SUPPORT AS NEEDED, MUST BE INSTALLED PRIOR TO INSTALLATION OF DRYWALL AND WITH REQUIRED BLOCKING.
 3) USE M30 FOR SUPPORT AS NEEDED.

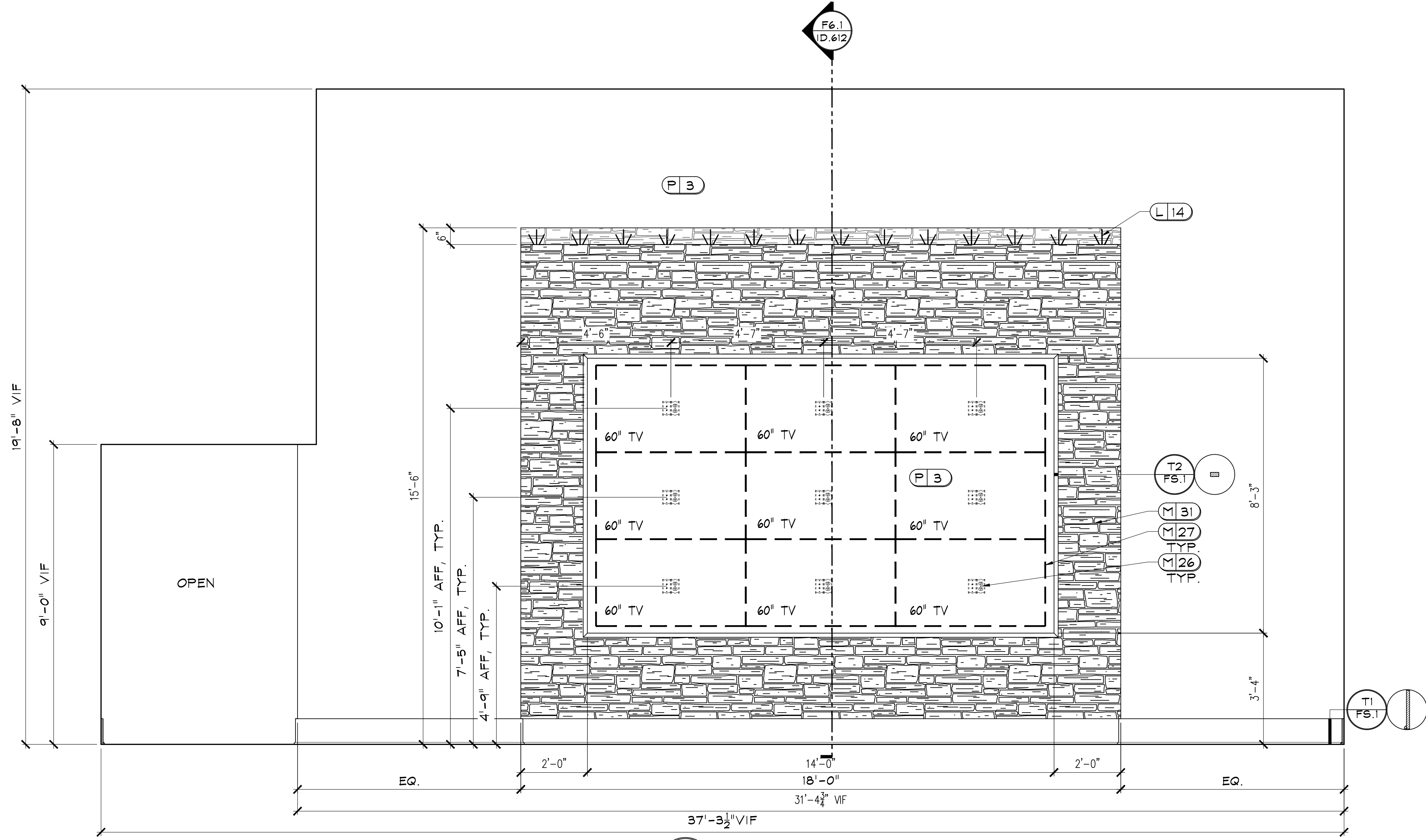
CLUB AND AMENITIES @
ALTA ELLIOTT
GILBERT, AZ
WOOD PARTNERS

REVISIONS		DR	REV.	DATE	REMARKS

RELEASED FOR CONSTRUCTION

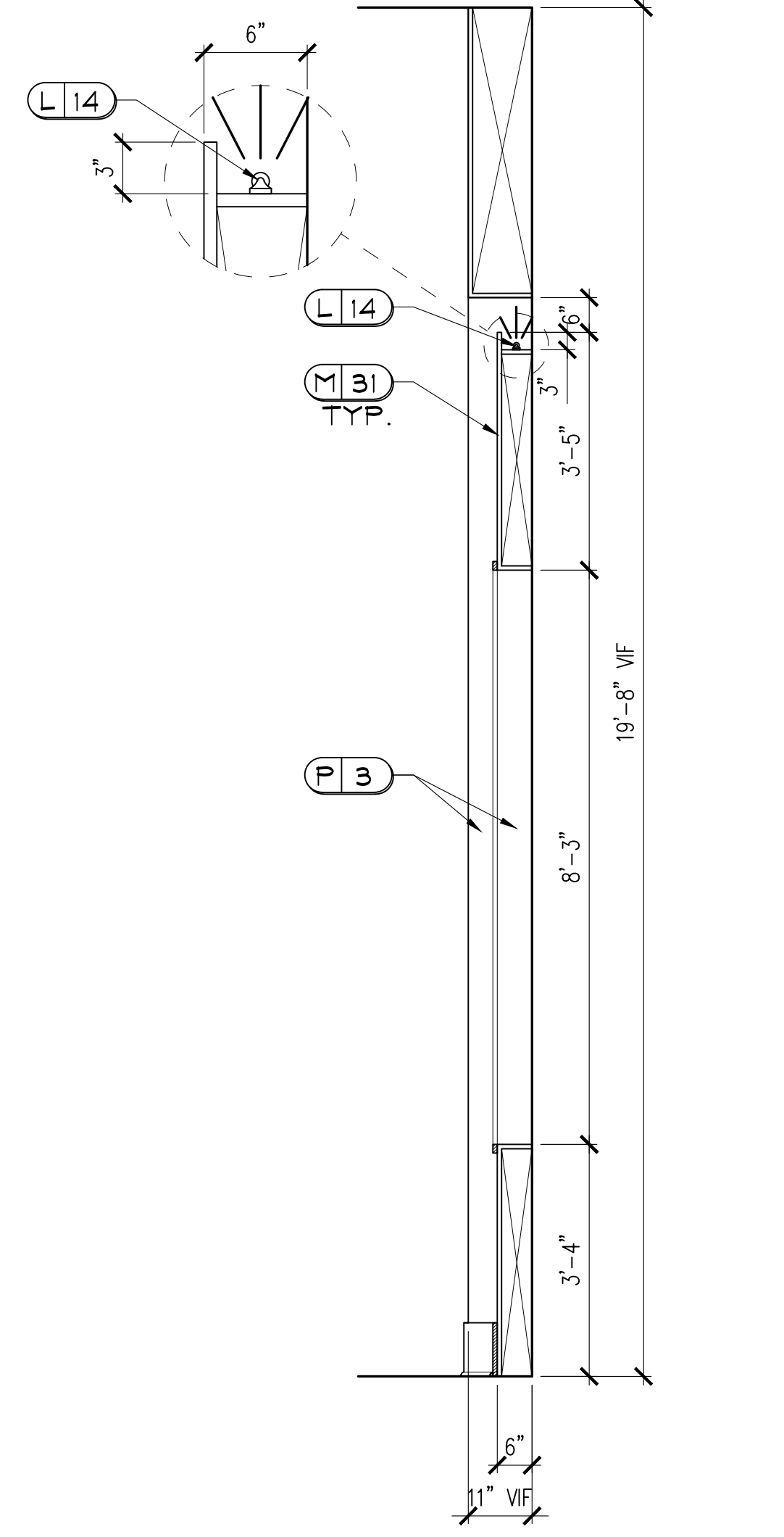
BEGIN DATE: 03.04.22
 RELEASE DATE: 05.26.22
 DESIGNER: JM
 CAD DESIGNER: TP
 REVIEWED BY: JM, TP, MG

JOB #: 21180
 TITLE: INTERIOR ELEVATIONS & DETAILS
 SHEET: ID.611



F6
ID.612 **SOCIAL**

SCALE: 1/2" = 1'-0"
NOTE: 1) ALL TRIM TO BE PAINTED P2.
2) REFER TO ID.200A FOR LIGHTING LOCATIONS.



F6.1
ID.612 **SECTION**

SCALE: 1/2" = 1'-0"

JOB # : 21180

TITLE:
INTERIOR ELEVATIONS &
DETAILS

SHEET:
ID.612

**RELEASED
FOR CONSTRUCTION**

BEGIN DATE: 03.04.22
RELEASE DATE: 05.26.22
DESIGNER: JM
CAD DESIGNER: TP
REVIEWED BY: JM, TP, MG

REVISIONS

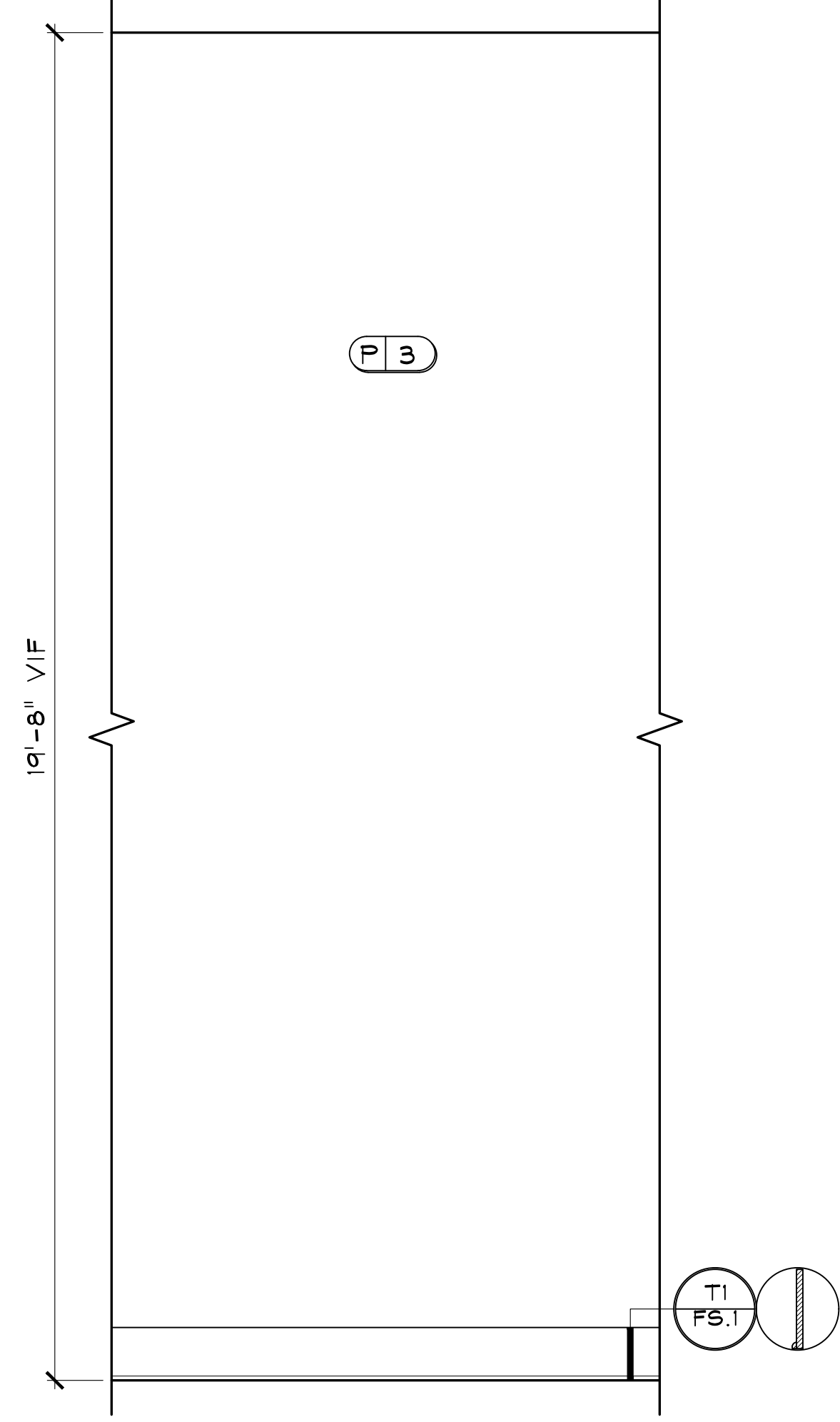
DR	REV.	DATE	REMARKS
			HR
			X

**CLUB AND AMENITIES @
ALTA ELLIOTT
GILBERT, AZ
WOOD PARTNERS**

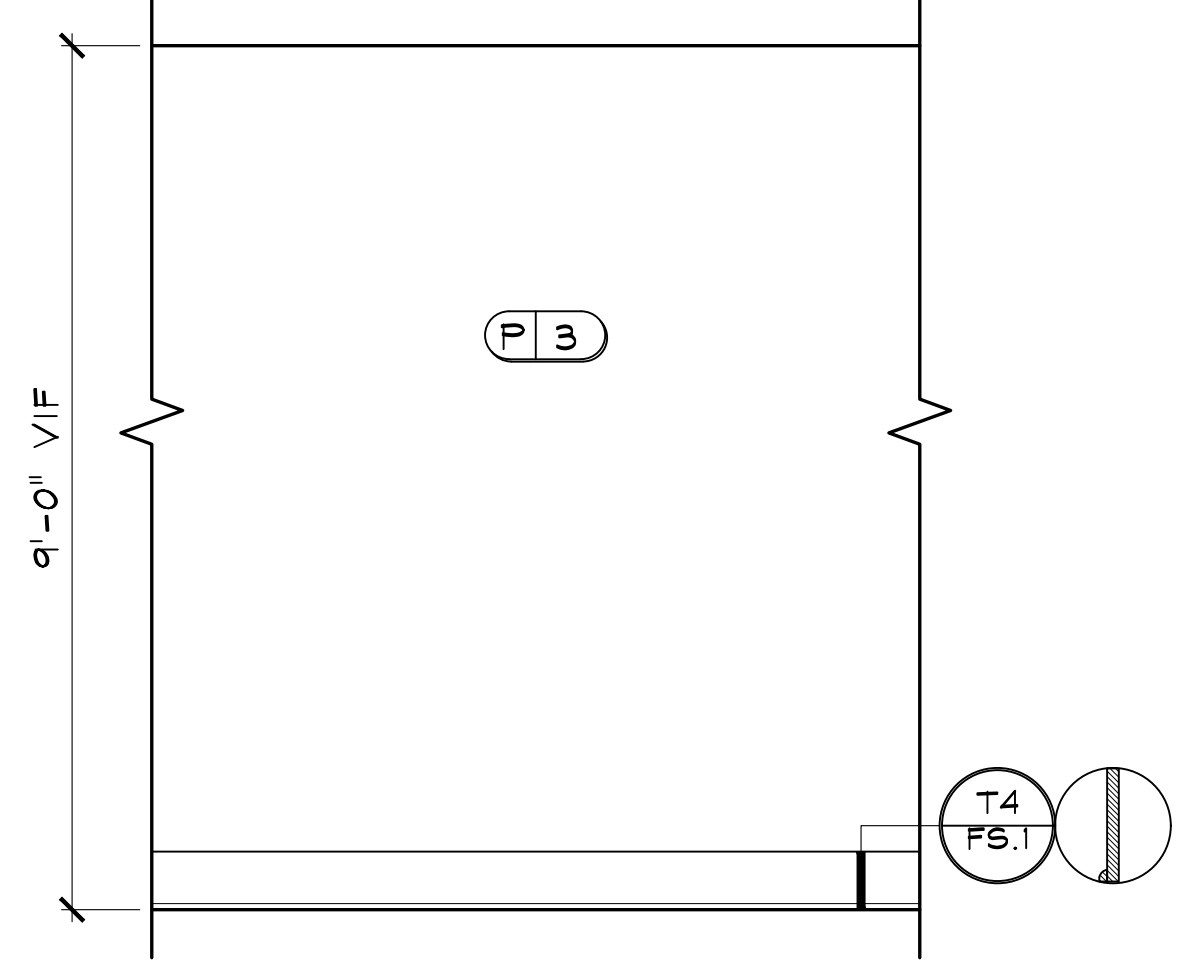
DEi
DESIGN
ENVIRONMENTS

INTERIOR DESIGN, SPACE PLANNING, MARKETING
3025 CHASTAIN MEADOWS PARKWAY STE. 200
PHOENIX, AZ 85028
PHONE: 770-429-3200 FAX: 770-429-3201
E-MAIL: EMAIL@DESIGNENVIRONMENTS.COM

This Drawing is the property of Design
Environments. It is to be used for the project
indicated and may not be reproduced or
used without their written permission.



F7 **SOCIAL TYP.**
ID.613 SCALE: 1/2" = 1'-0"
 NOTE: ALL TRIM TO BE PAINTED P2.



G1 **YOGA/ SPIN TYP.**
ID.613 SCALE: 1/2" = 1'-0"
 NOTE: ALL TRIM TO BE PAINTED P2.

JOB # : 21180
TITLE:
 INTERIOR ELEVATIONS &
 DETAILS
SHEET:
ID.613

RELEASED FOR CONSTRUCTION
 BEGIN DATE: 03.04.22
 RELEASE DATE: 05.26.22
 DESIGNER: JM
 CAD DESIGNER: TP
 REVIEWED BY: JM, TP, MG

REVISIONS

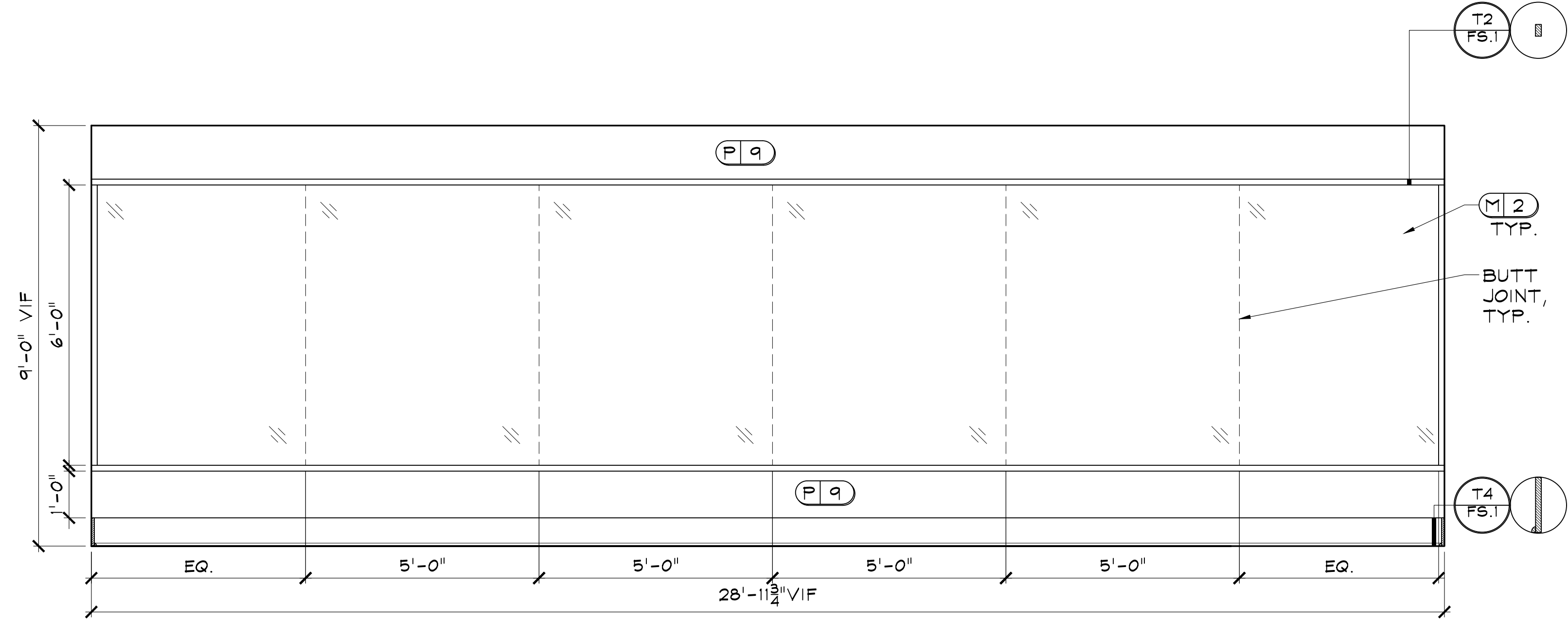
DR	REV.	DATE	REMARKS	HR
				X

CLUB AND AMENITIES @
ALTA ELLIOTT
GILBERT, AZ
WOOD PARTNERS

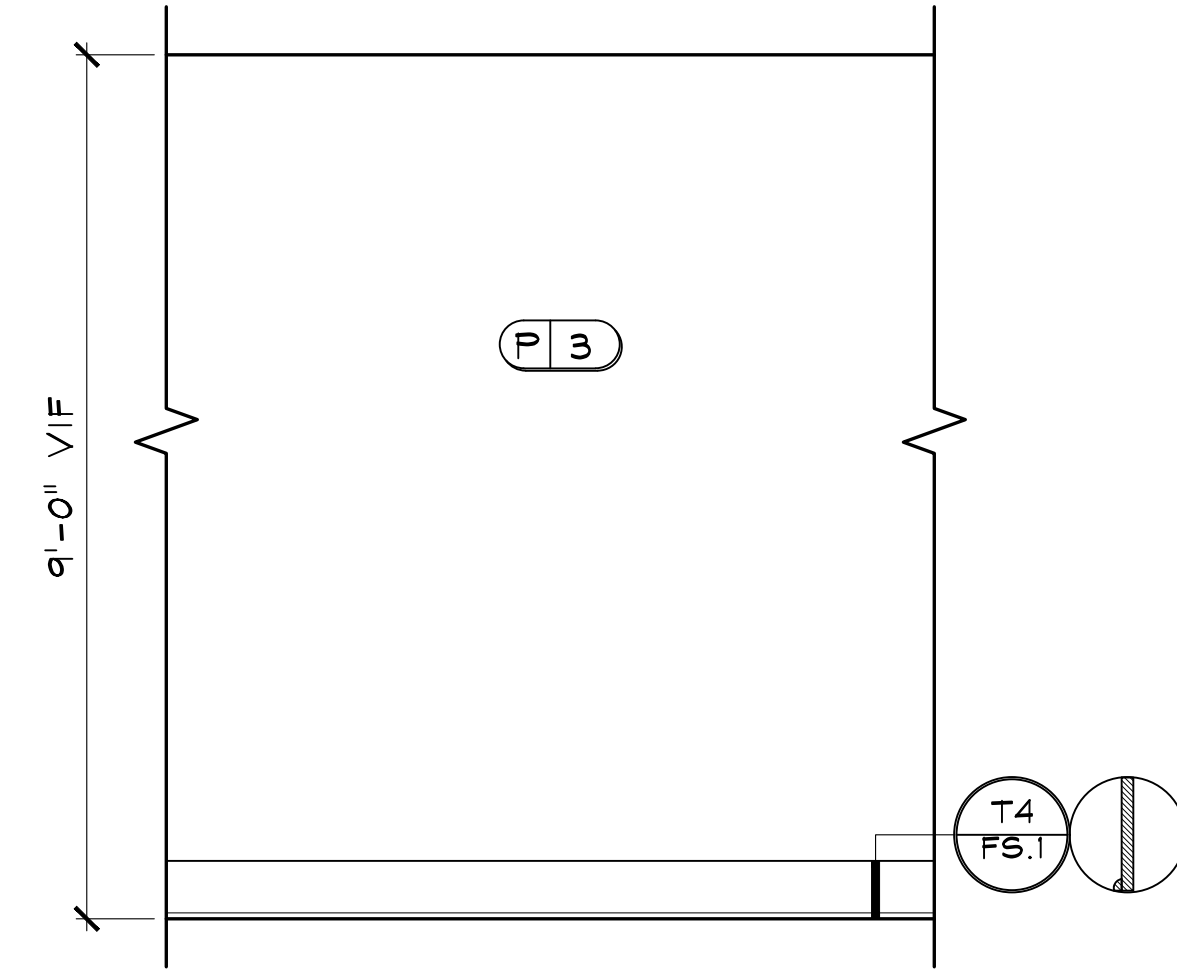
DEi
 DESIGN ENVIRONMENTS

INTERIOR DESIGN * SPACE PLANNING * MARKETING
 3025 CHASTAIN MEADOWS PARKWAY STE. 200
 PHONE 770-429-3200 FAX 770-429-3201
 E-MAIL EMAIL@DESIGNENVIRONMENTS.COM

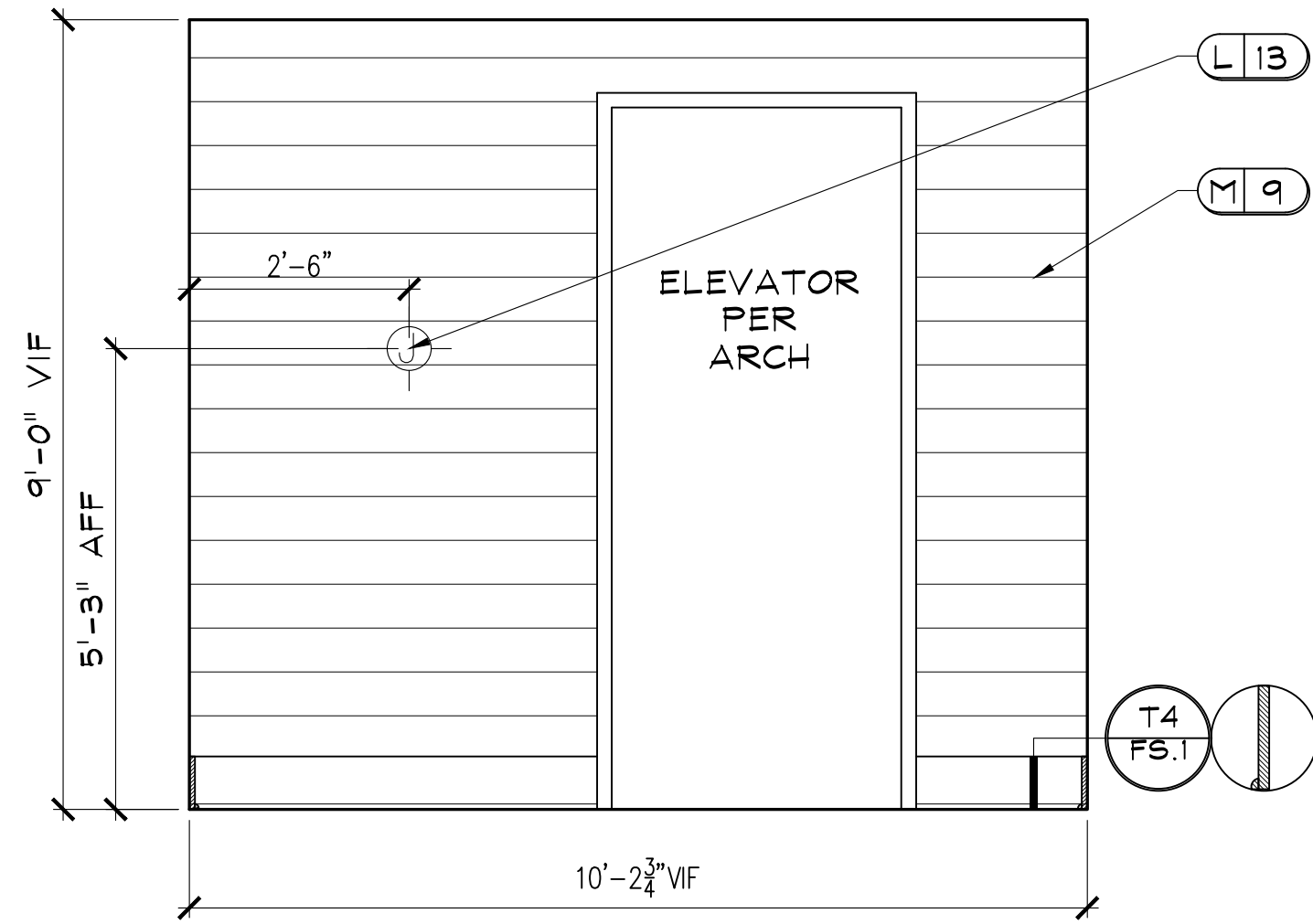
This Drawing is the property of Design Environments and is not to be used or reproduced without their written permission.



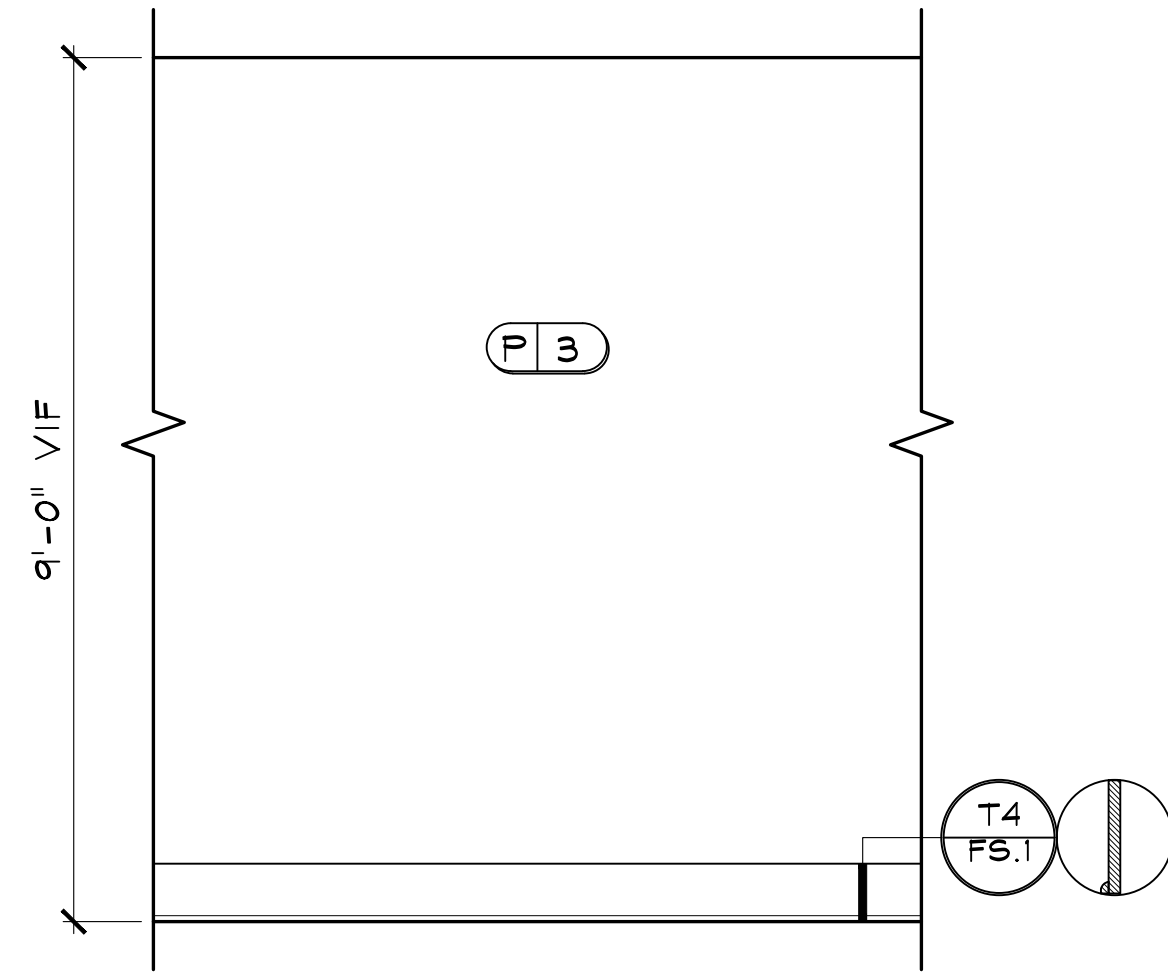
G2 YOGA/ SPIN
 ID.614 SCALE: 1/2" = 1'-0"
 NOTE: ALL TRIM TO BE PAINTED P2.



H1 HALL TYP.
 ID.614 SCALE: 1/2" = 1'-0"
 NOTE: ALL TRIM TO BE PAINTED P2.



H2 HALL
 ID.614 SCALE: 1/2" = 1'-0"
 NOTE: ALL TRIM TO BE PAINTED P7.

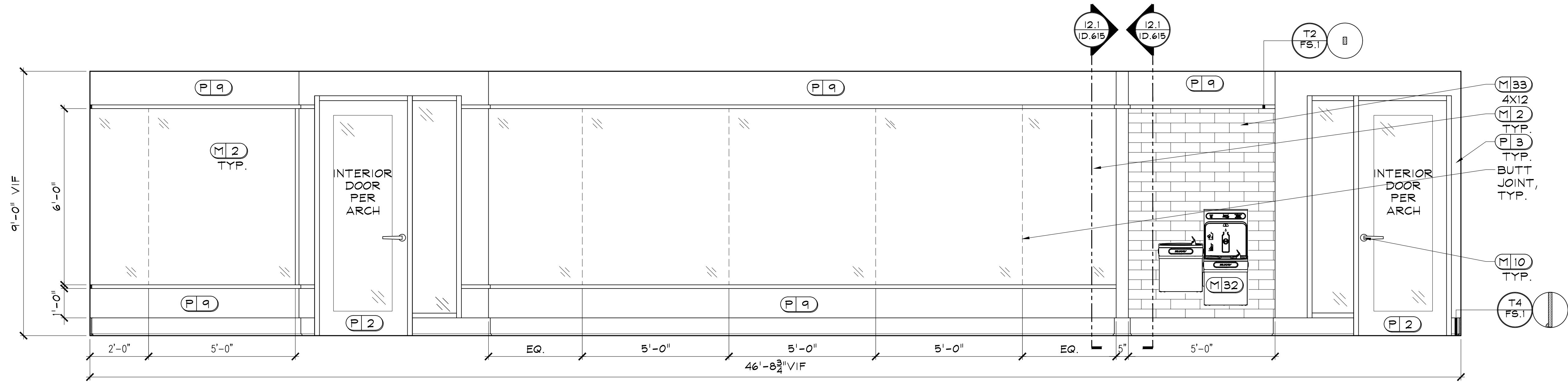


I1 FITNESS ROOM TYP.
 ID.614 SCALE: 1/2" = 1'-0"
 NOTE: ALL TRIM TO BE PAINTED P2.

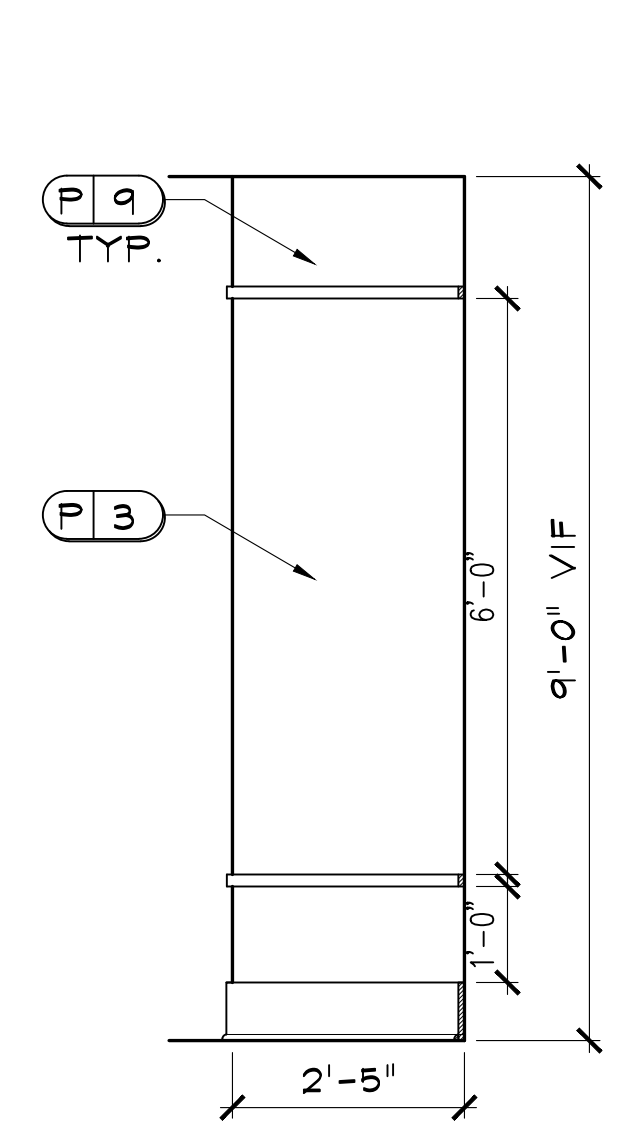
**CLUB AND AMENITIES @
 ALTA ELLIOTT
 GILBERT, AZ
 WOOD PARTNERS**

REVISIONS		DR	REV.	DATE	REMARKS

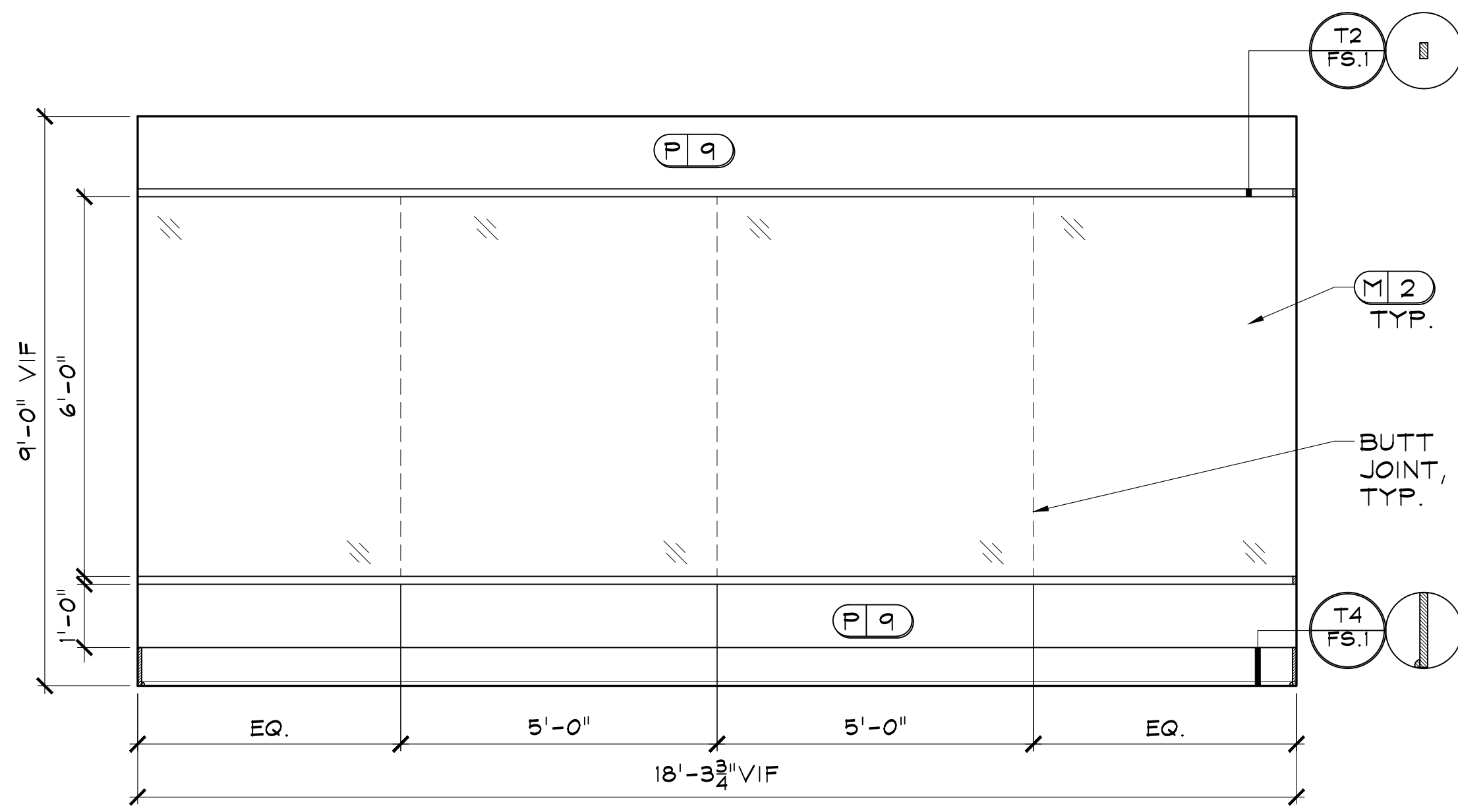
RELEASED FOR CONSTRUCTION
 BEGIN DATE: 03.04.22
 RELEASE DATE: 05.26.22
 DESIGNER: JM
 CAD DESIGNER: TP
 REVIEWED BY: JM, TP, MG



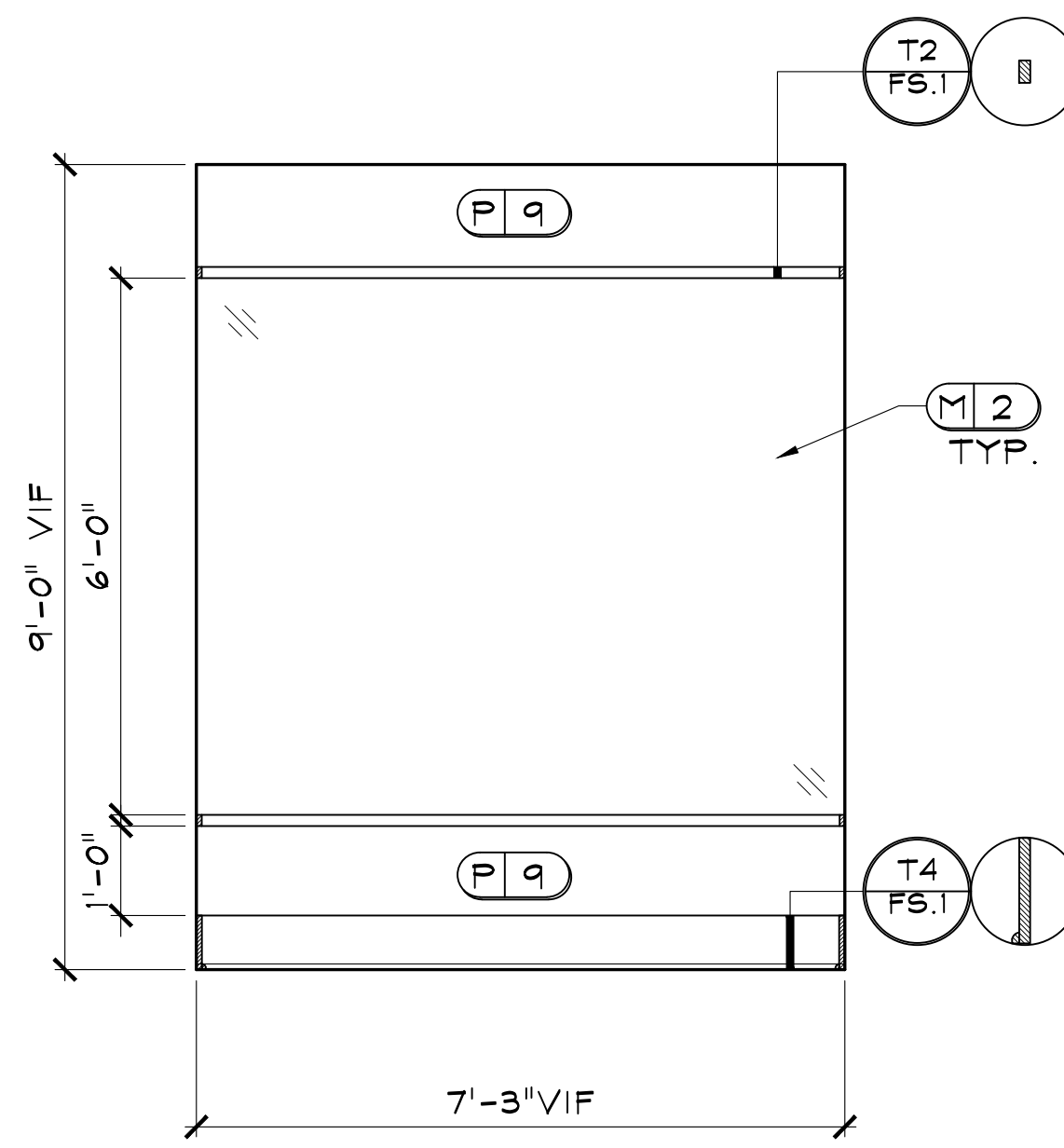
12 FITNESS ROOM
 ID.615
 SCALE: 1/2" = 1'-0"
 NOTE: ALL TRIM TO BE PAINTED P2.



12.1 SECTION
 ID.615
 SCALE: 1/2" = 1'-0"



13 FITNESS ROOM
 ID.615
 SCALE: 1/2" = 1'-0"
 NOTE: ALL TRIM TO BE PAINTED P2.



14 FITNESS ROOM
 ID.615
 SCALE: 1/2" = 1'-0"
 NOTE: ALL TRIM TO BE PAINTED P2.

DEi
 DESIGN ENVIRONMENTS

INTERIOR DESIGN • SPACE PLANNING • MARKETING
 3025 CANTON MEADOWS PARKWAY STE. 200
 PHOENIX, AZ 85028
 PHONE 774-493-3200 FAX 774-493-3201
 E-MAIL EMAIL@DESIGNENVIRONMENTS.COM

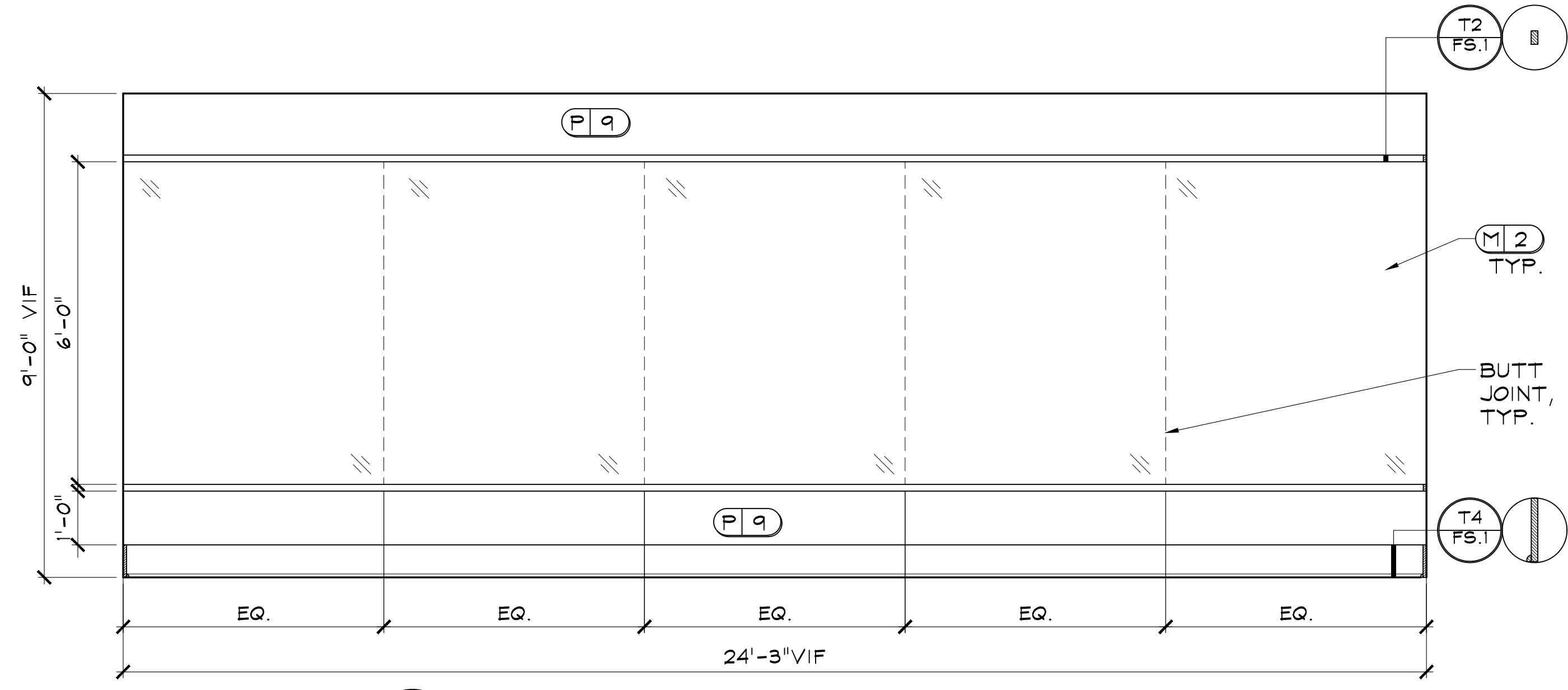
This Drawing is the property of Design Environments and is not to be used without their written permission.

CLUB AND AMENITIES @
ALTA ELLIOTT
GILBERT, AZ
WOOD PARTNERS

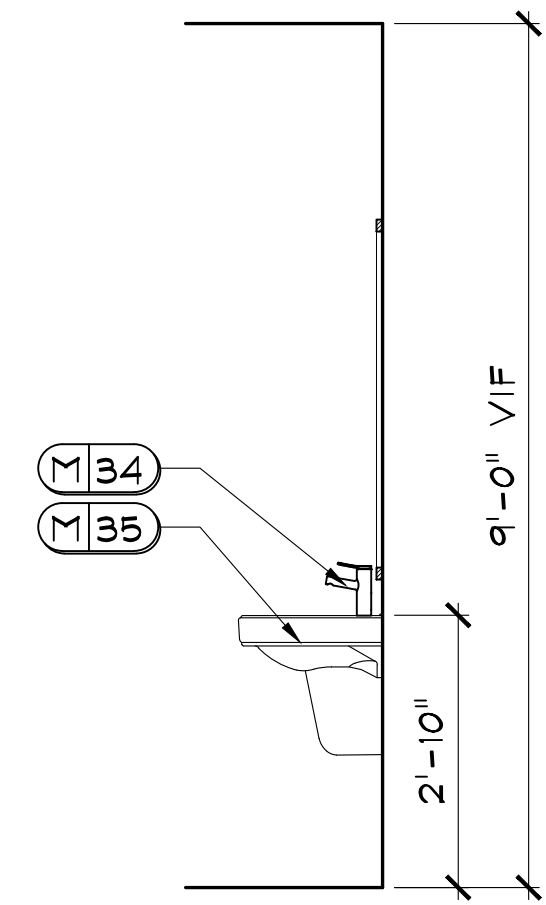
REVISIONS		DATE	REMARKS
DR	REV.		

RELEASED FOR CONSTRUCTION
 BEGIN DATE: 03.04.22
 RELEASE DATE: 05.26.22
 DESIGNER: JM
 CAD DESIGNER: TP
 REVIEWED BY: JM, TP, MG

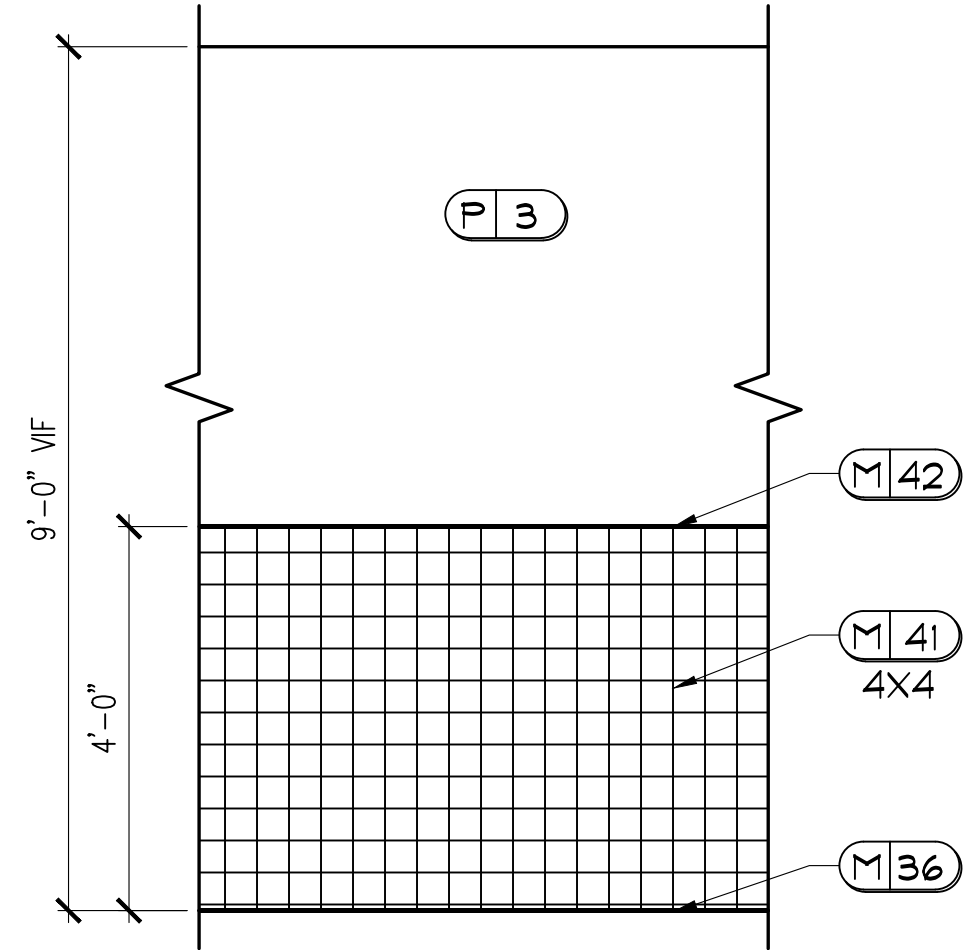
JOB # : 21180
INTERIOR ELEVATIONS & DETAILS
SHEET ID.615



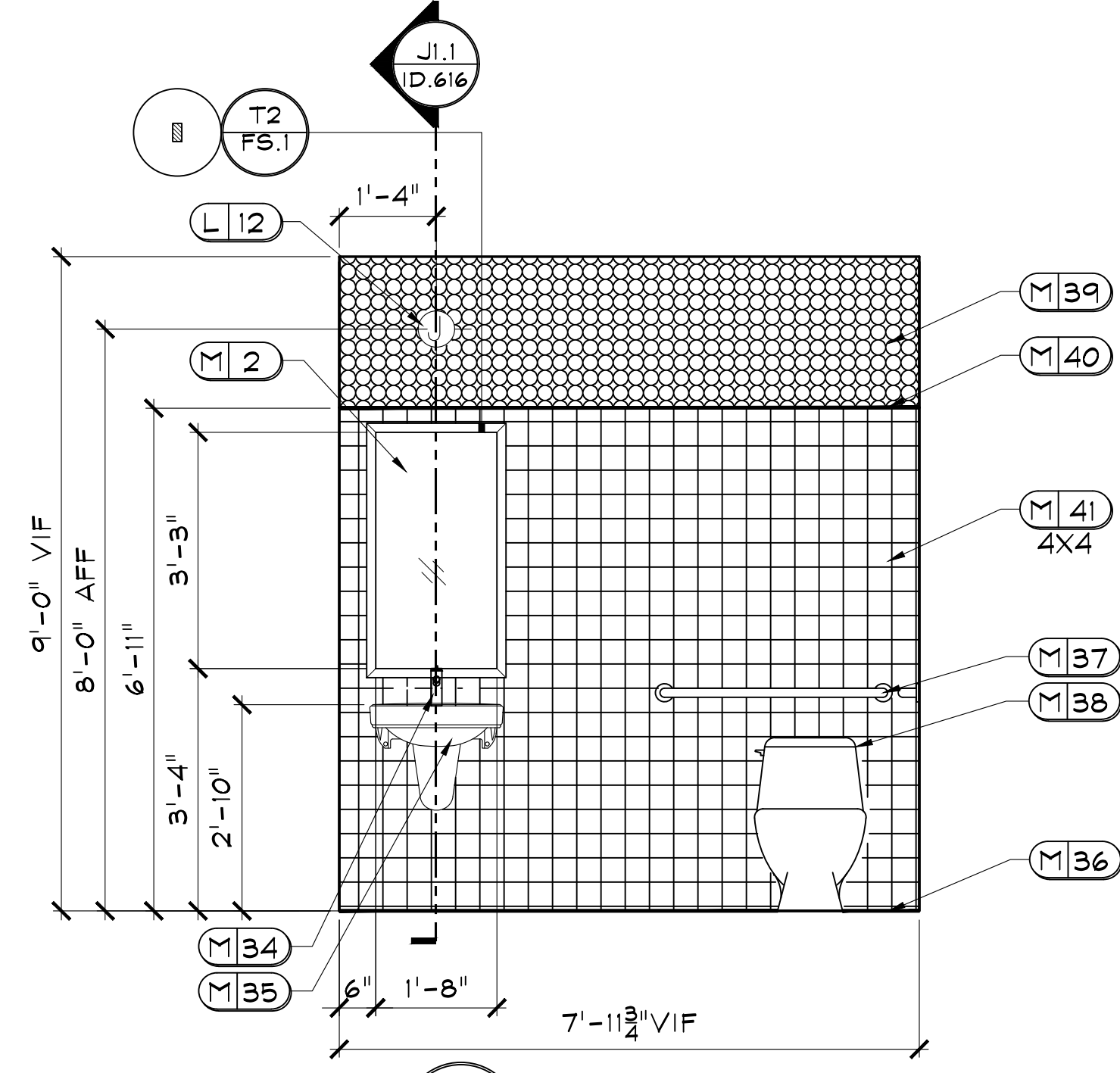
15 FITNESS ROOM
 ID.616 SCALE: 1/2" = 1'-0"
 NOTE: ALL TRIM TO BE PAINTED P2.



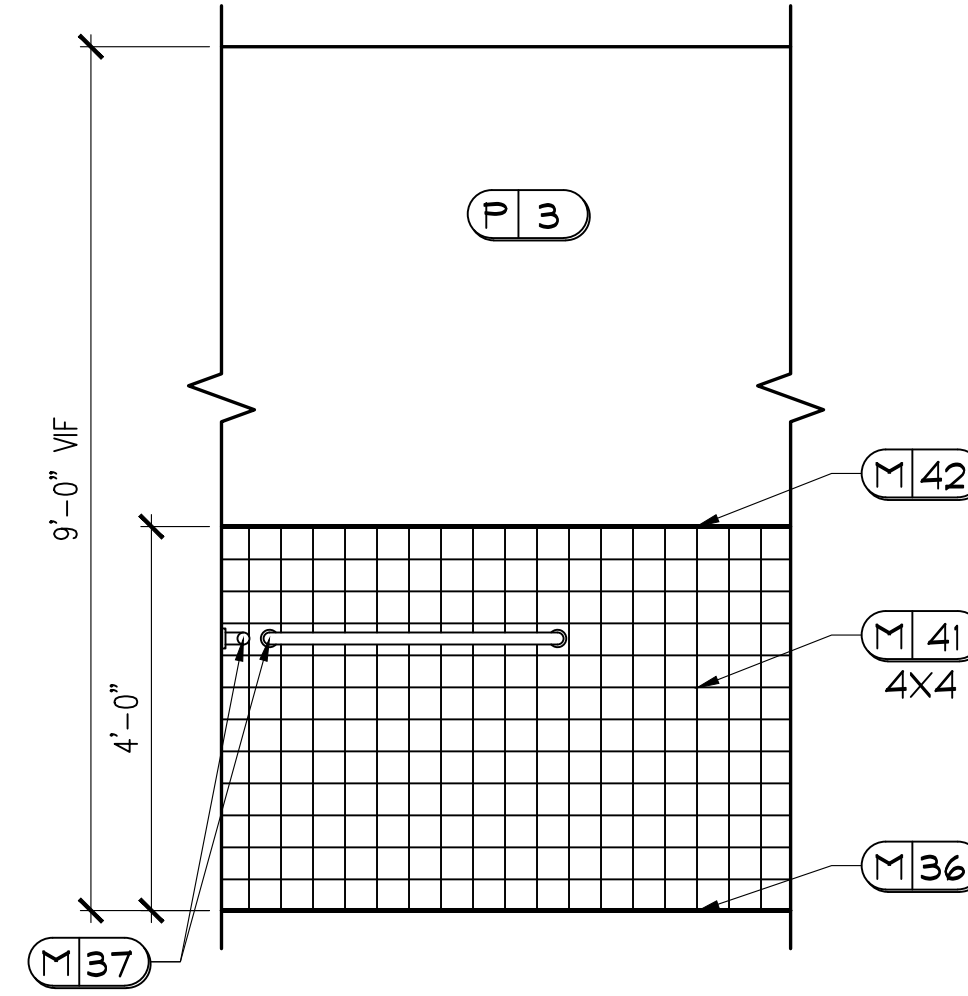
J1.1 SECTION
 ID.616 SCALE: 1/2" = 1'-0"



J2 R.R. 1 TYP.
 ID.616 SCALE: 1/2" = 1'-0"

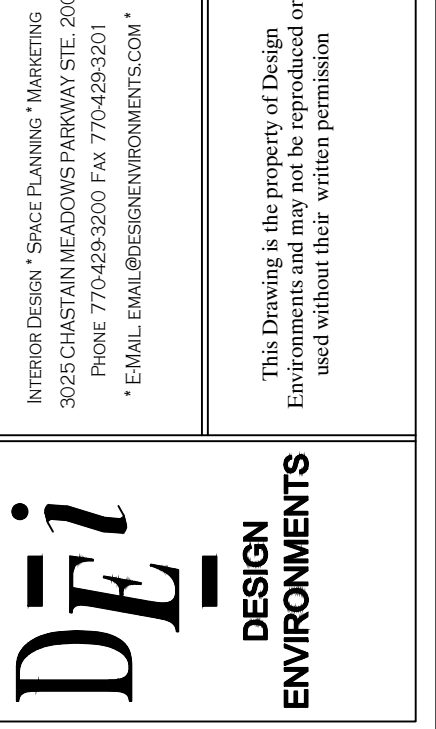


J1 R.R. 1
 ID.616 SCALE: 1/2" = 1'-0"
 NOTE: ALL TRIM TO BE PAINTED P2.



J3 R.R. 1 TYP.
 ID.616 SCALE: 1/2" = 1'-0"

CLUB AND AMENITIES @
 ALTA ELLIOTT
 GILBERT, AZ
 WOOD PARTNERS



REVISIONS			
DR.	REV.	DATE	REMARKS

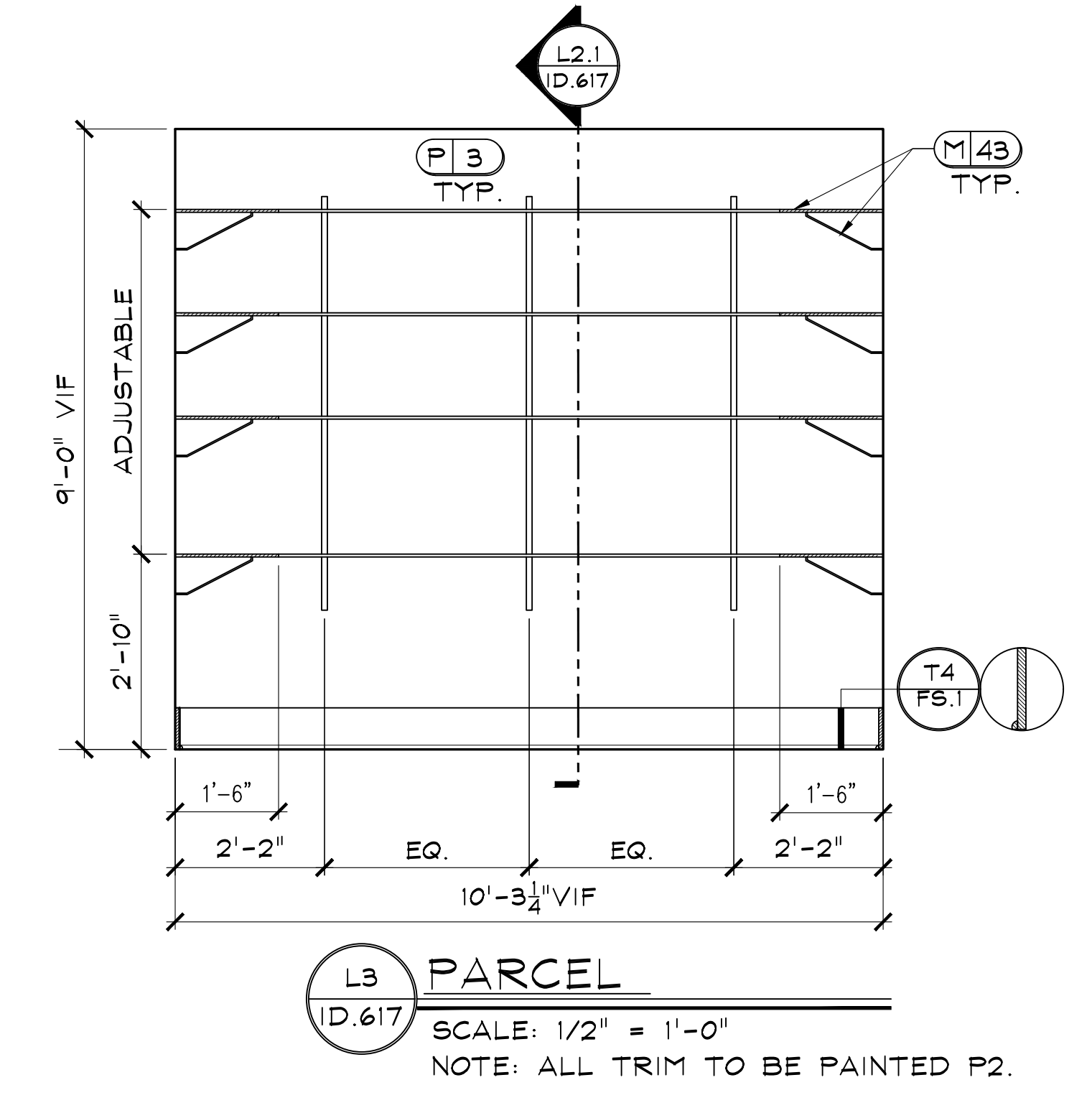
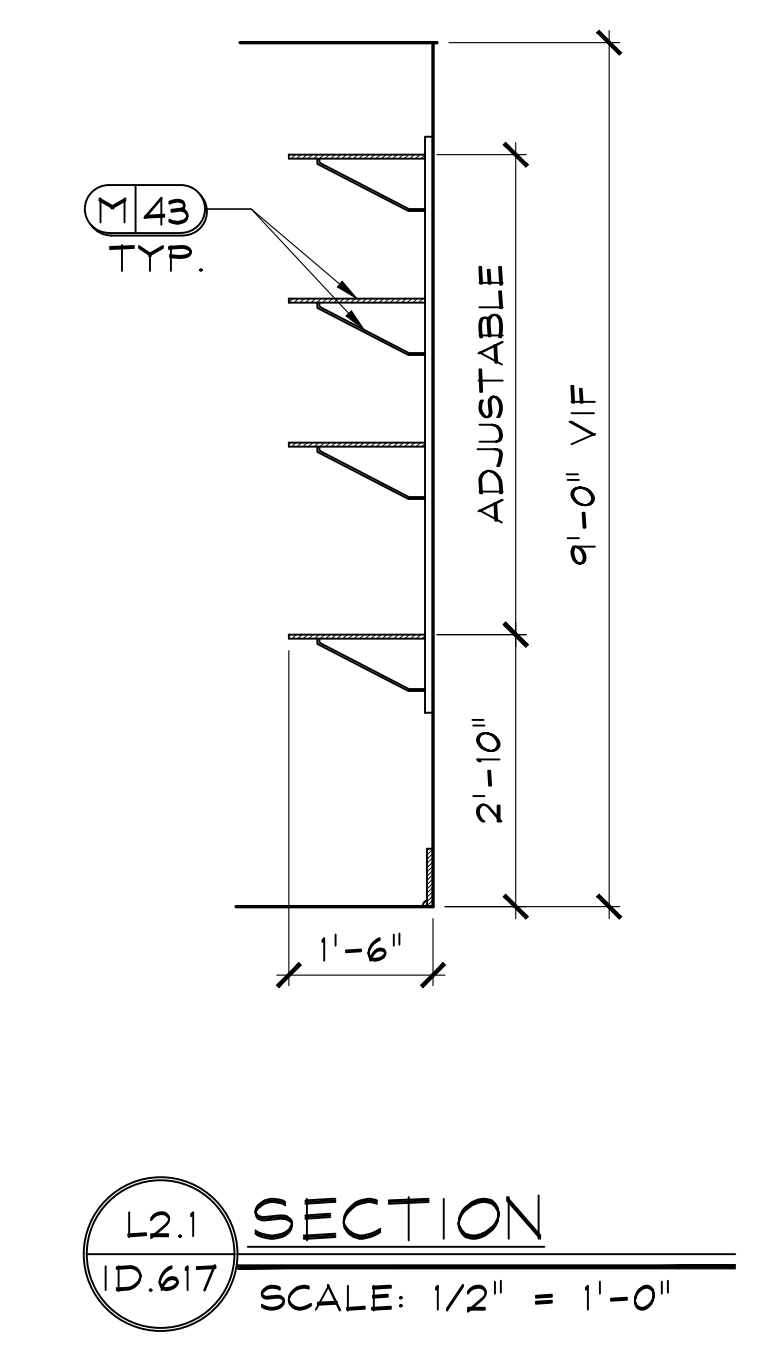
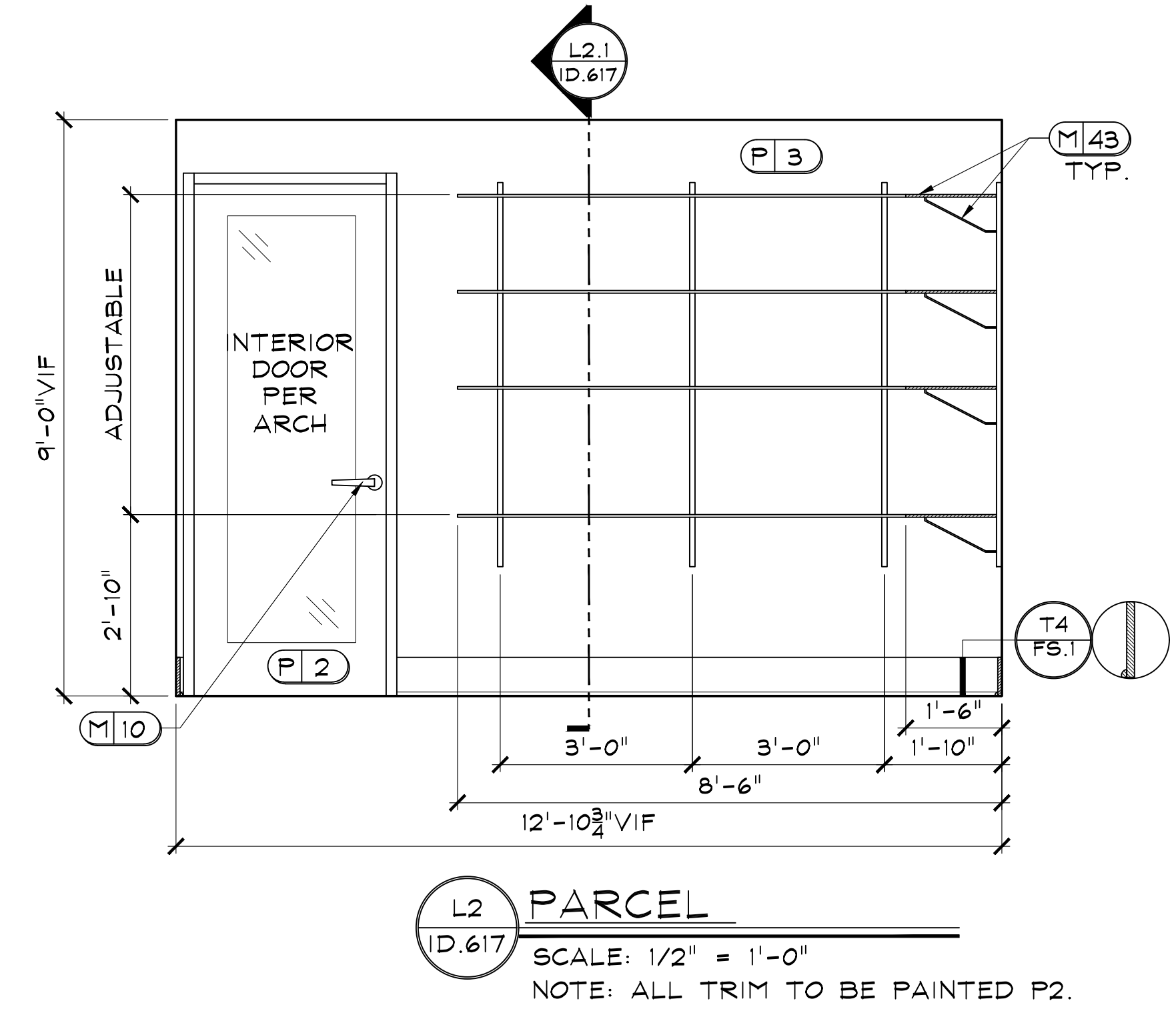
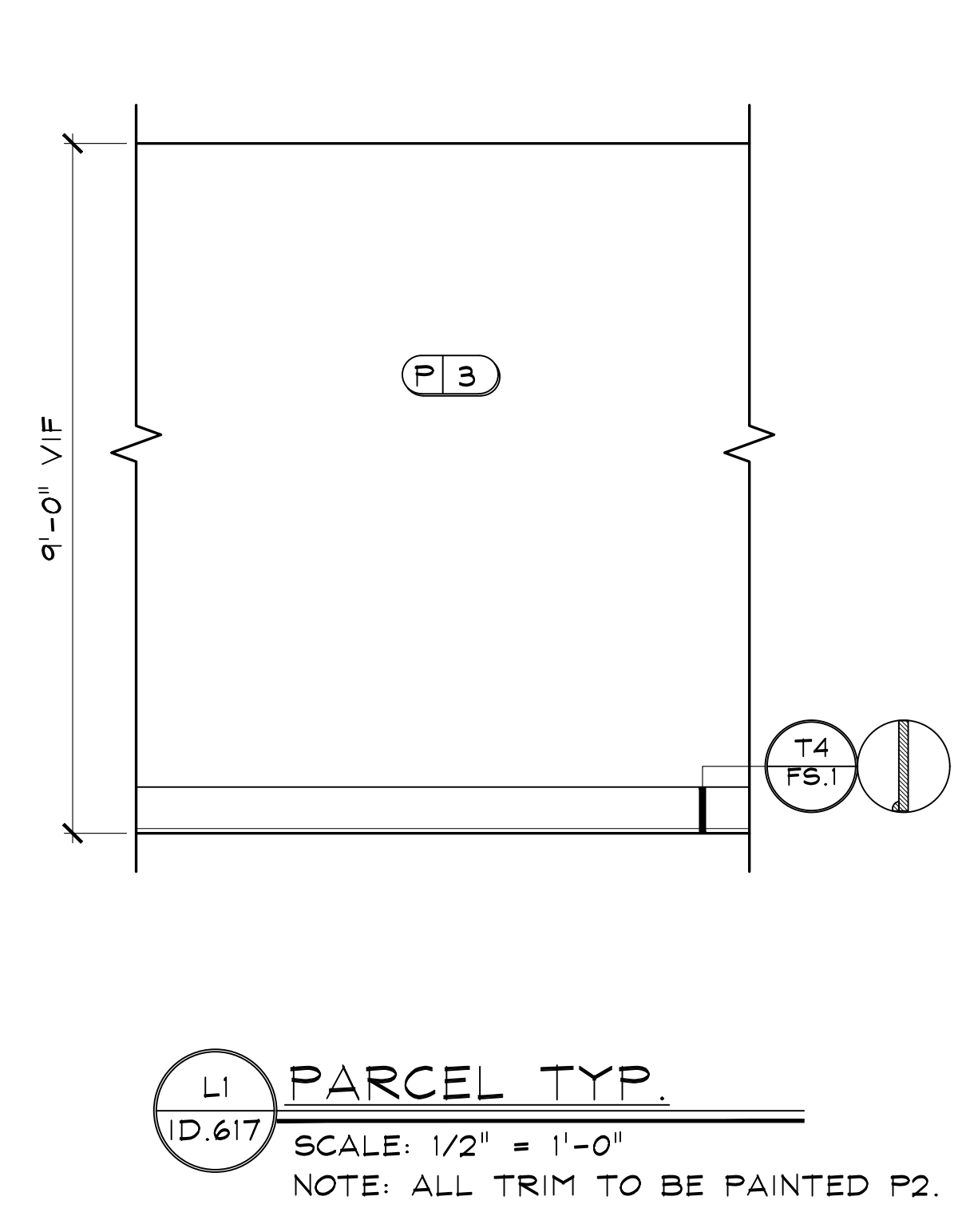
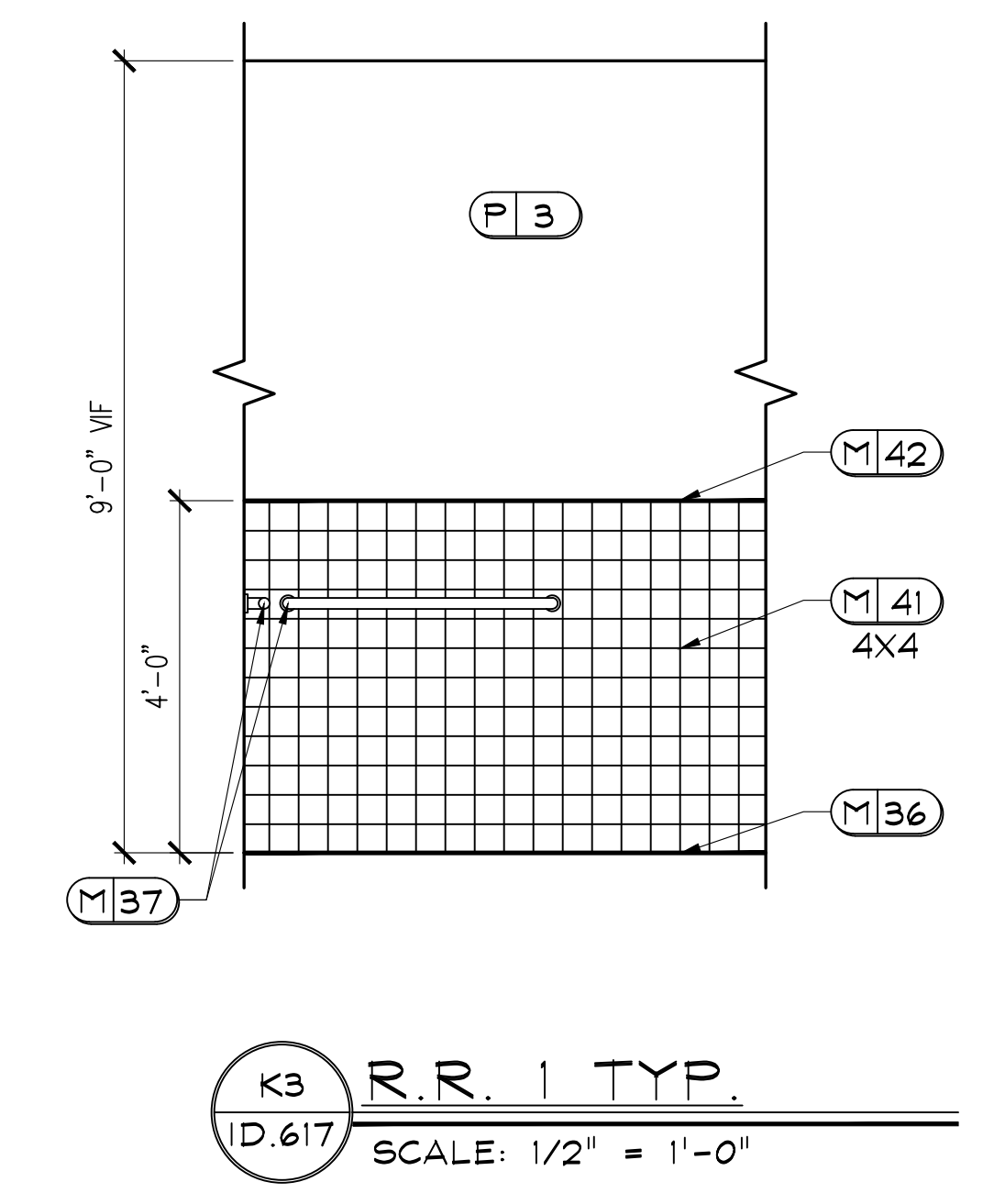
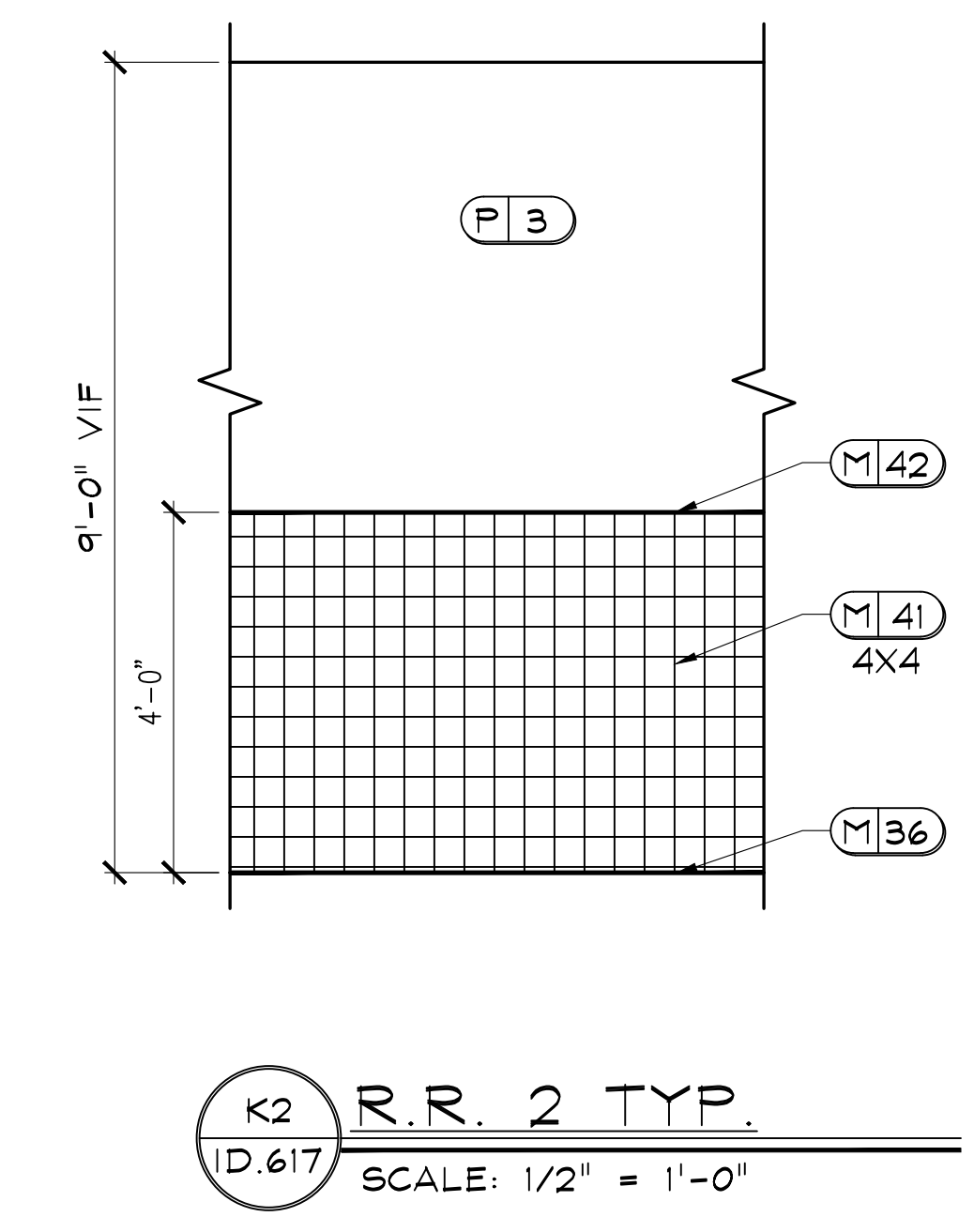
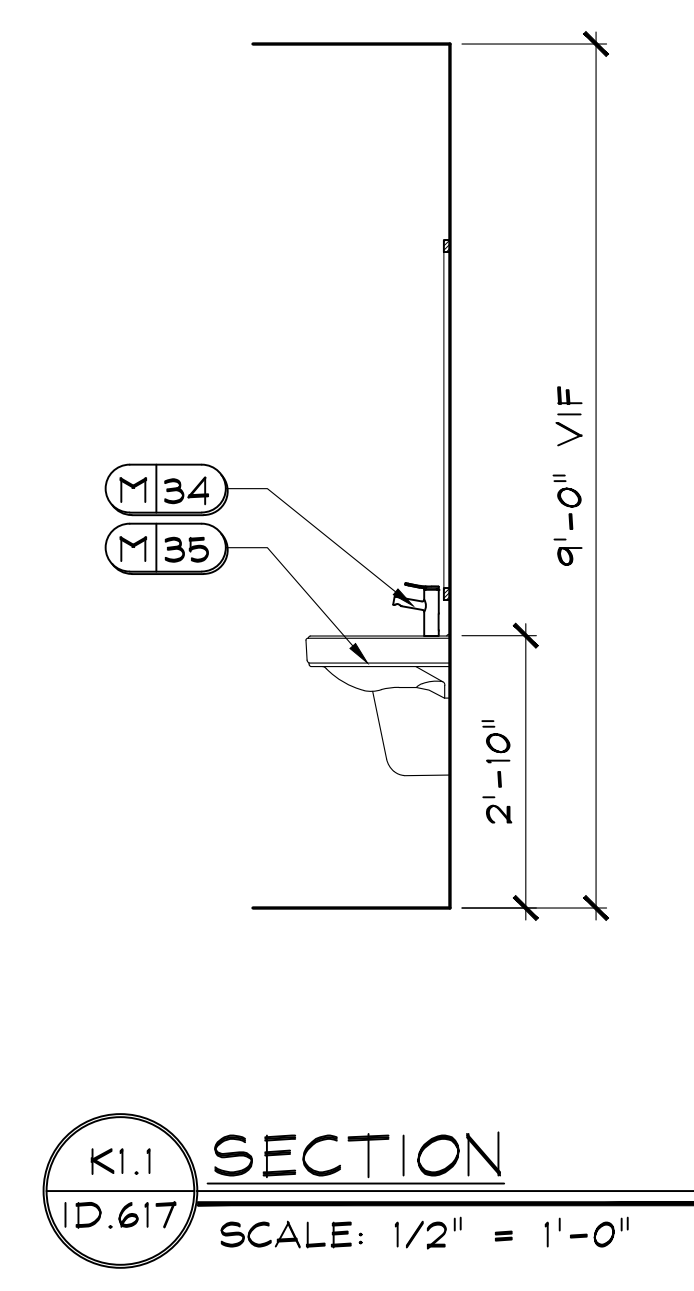
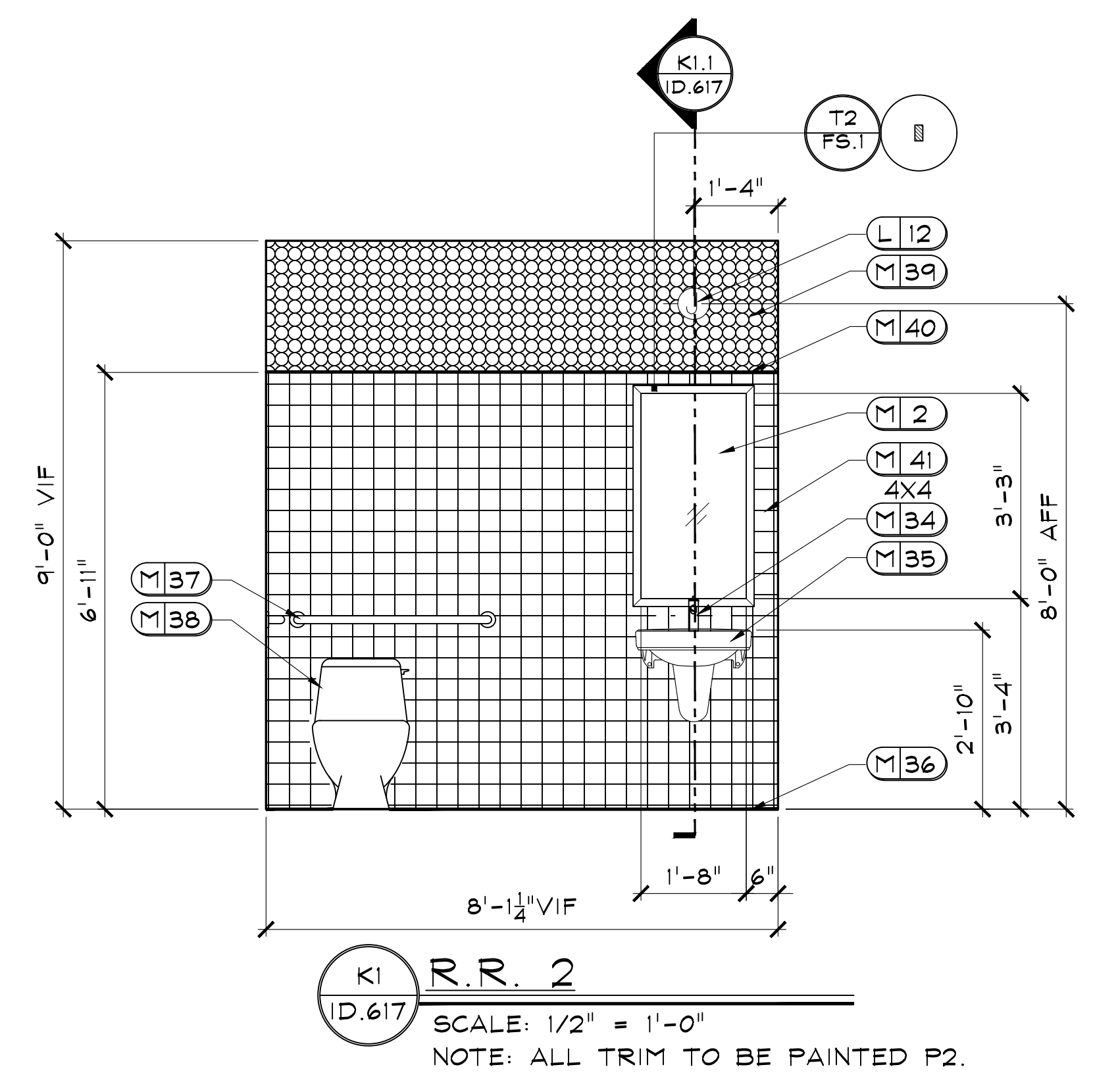
RELEASED FOR CONSTRUCTION
 BEGIN DATE: 03.04.22
 RELEASE DATE: 05.26.22
 DESIGNER: JM
 CAD DESIGNER: TP
 REVIEWED BY: JM, TP, MG

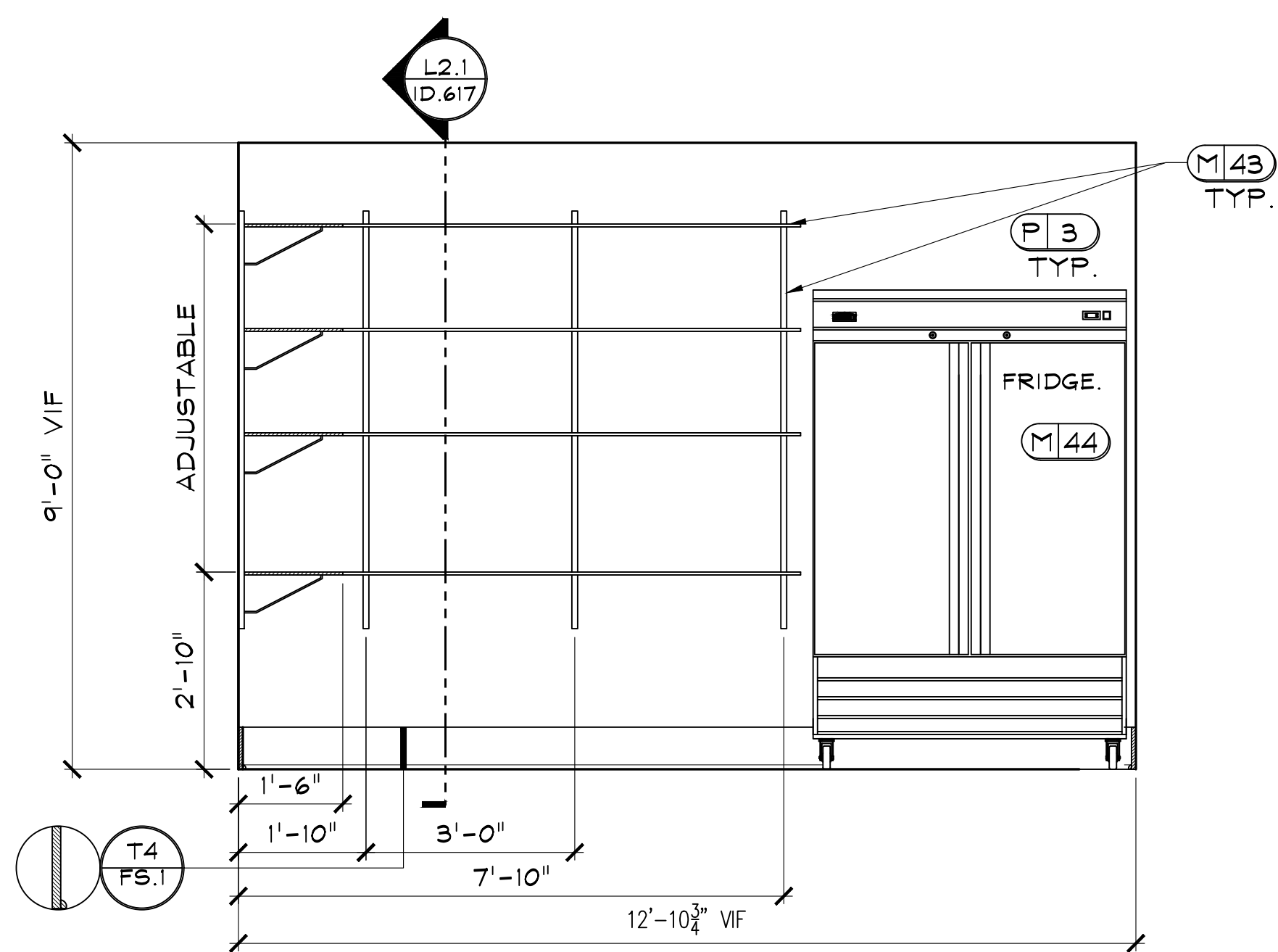
JOB #: 21180
 TITLE: INTERIOR ELEVATIONS & DETAILS
 SHEET: ID.616

REVISIONS		HR
DR.	REV.	DATE

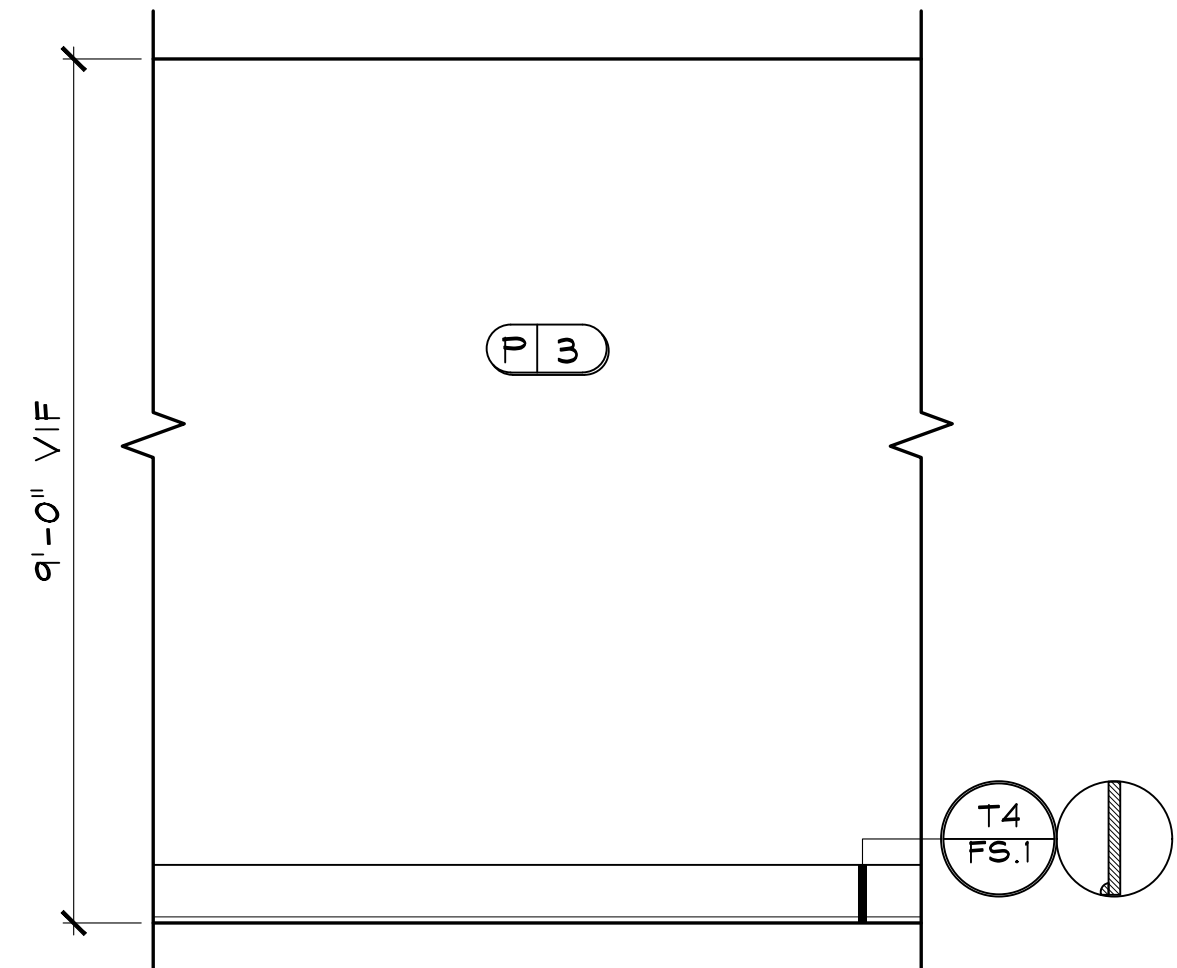
RELEASED FOR CONSTRUCTION
 BEGIN DATE: 03.04.22
 RELEASE DATE: 05.26.22
 DESIGNER: JM
 CAD DESIGNER: TP
 REVIEWED BY: JM, TP, MG

JOB # : 21180
 TITLE: INTERIOR ELEVATIONS & DETAILS
 SHEET: **ID.617**

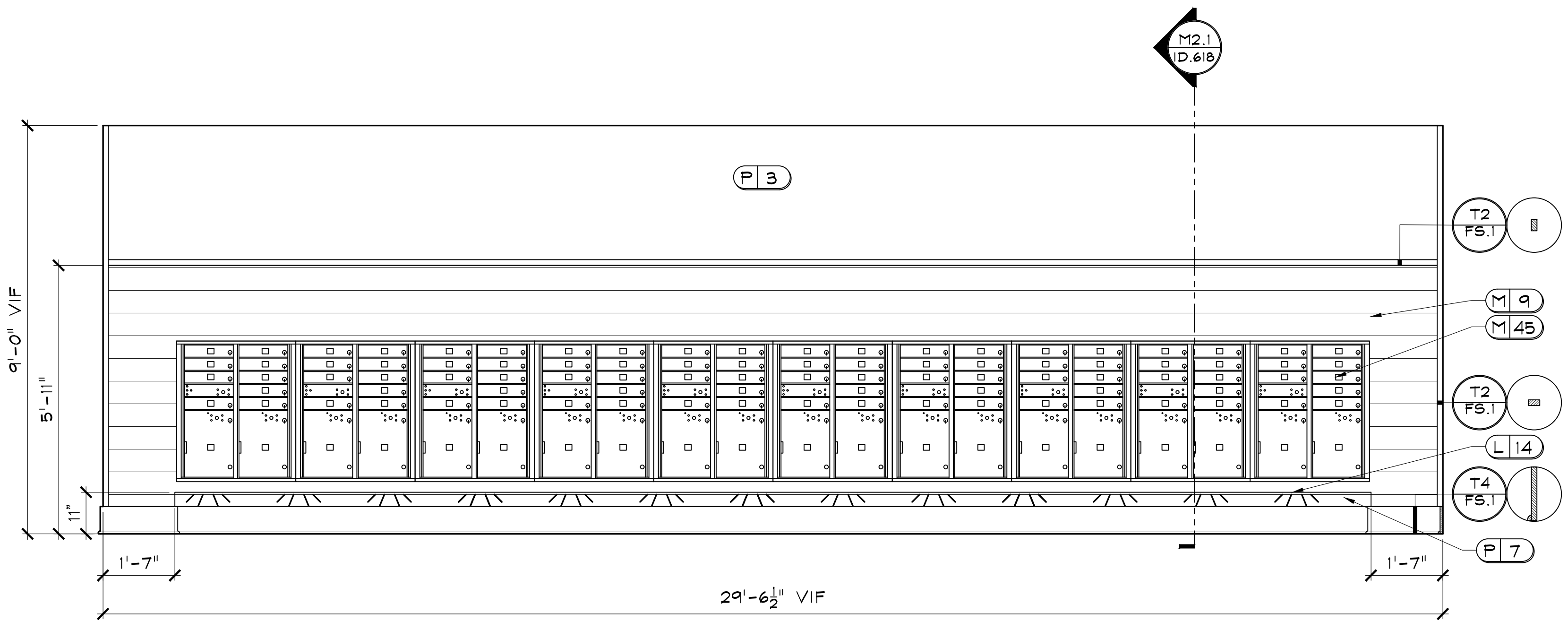




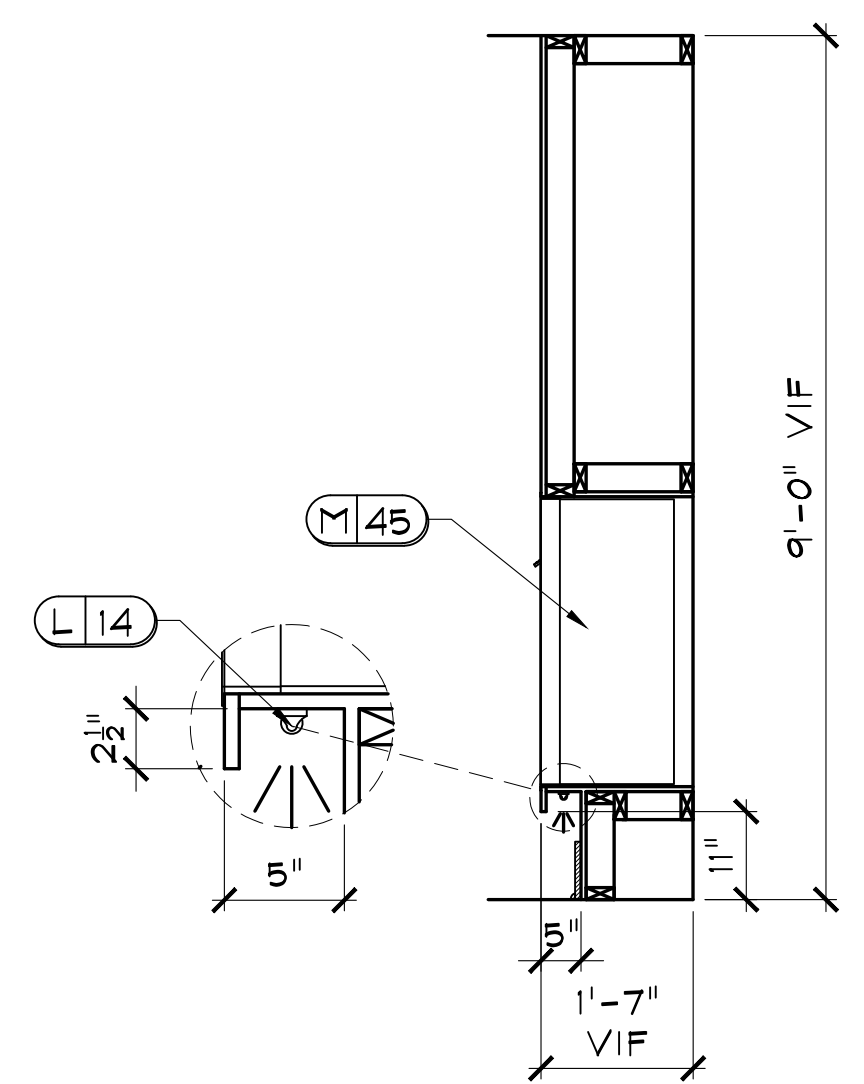
L4 PARCEL
 ID.618 SCALE: 1/2" = 1'-0"
 NOTE: ALL TRIM TO BE PAINTED P2.



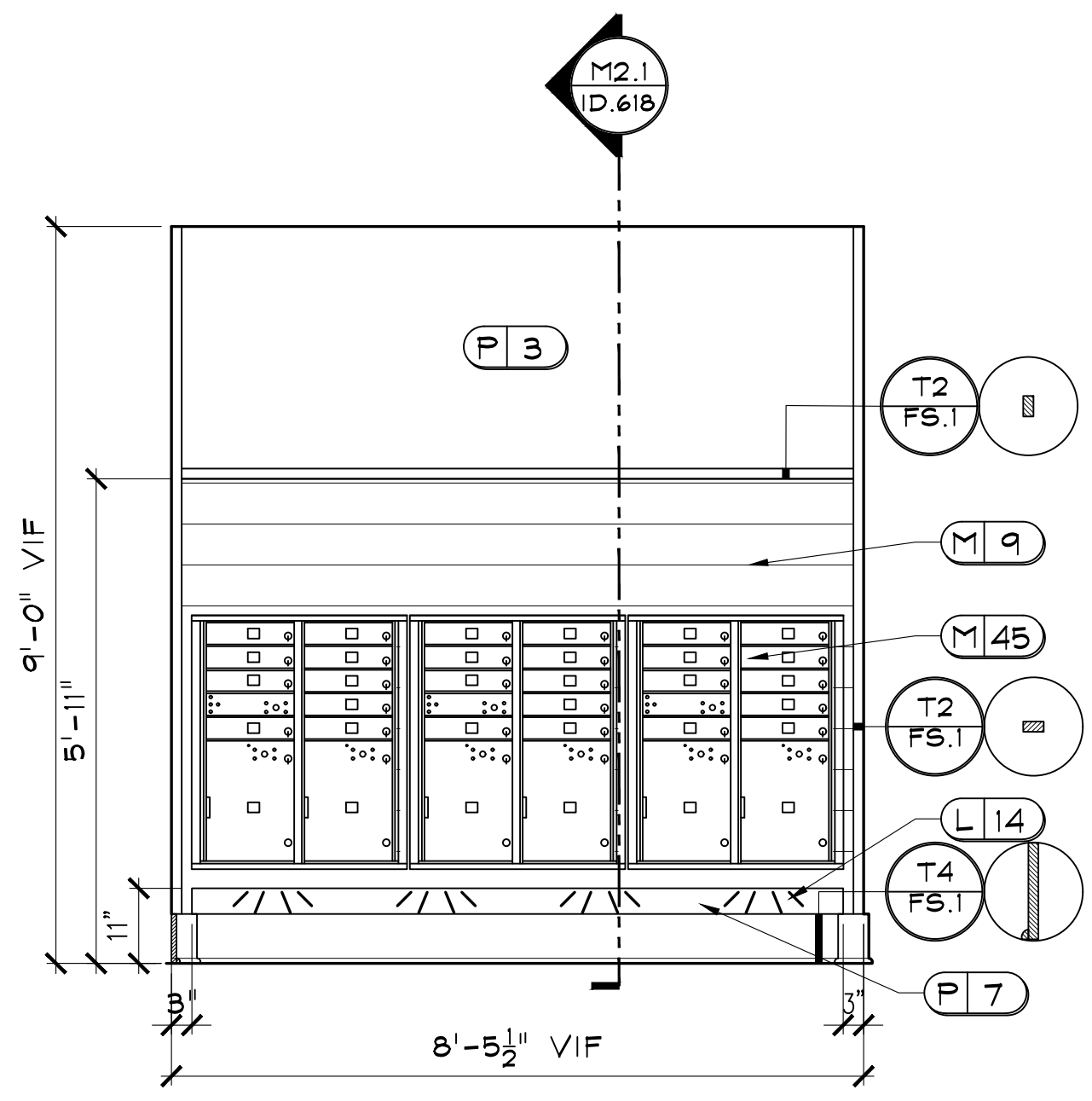
M1 MAIL CENTER TYP.
 ID.618 SCALE: 1/2" = 1'-0"
 NOTE: ALL TRIM TO BE PAINTED P2.



M2 MAIL CENTER
 ID.618 SCALE: 1/2" = 1'-0"
 NOTE: ALL TRIM TO BE PAINTED P7.



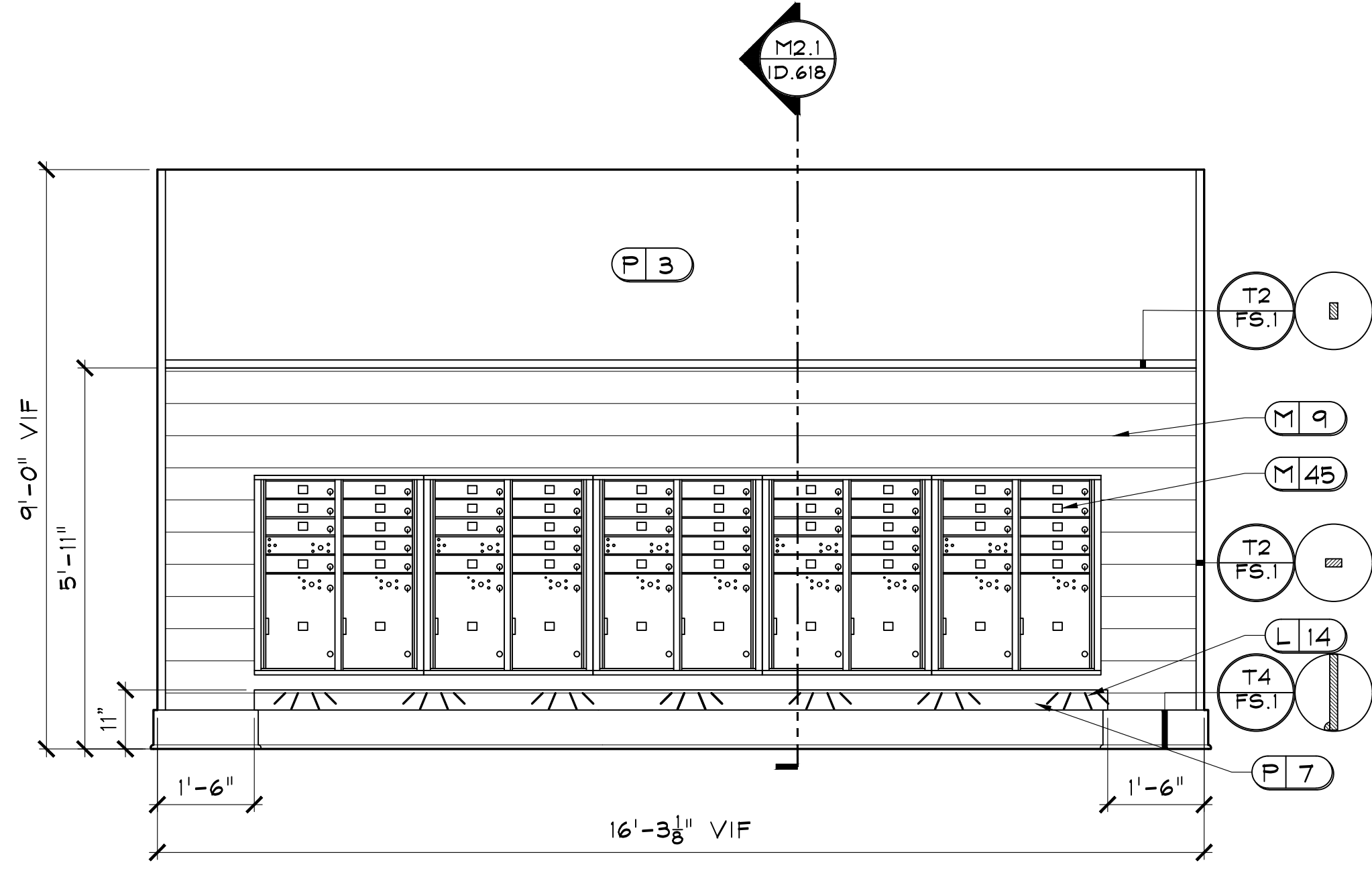
M2.1 SECTION
 ID.618 SCALE: 1/2" = 1'-0"



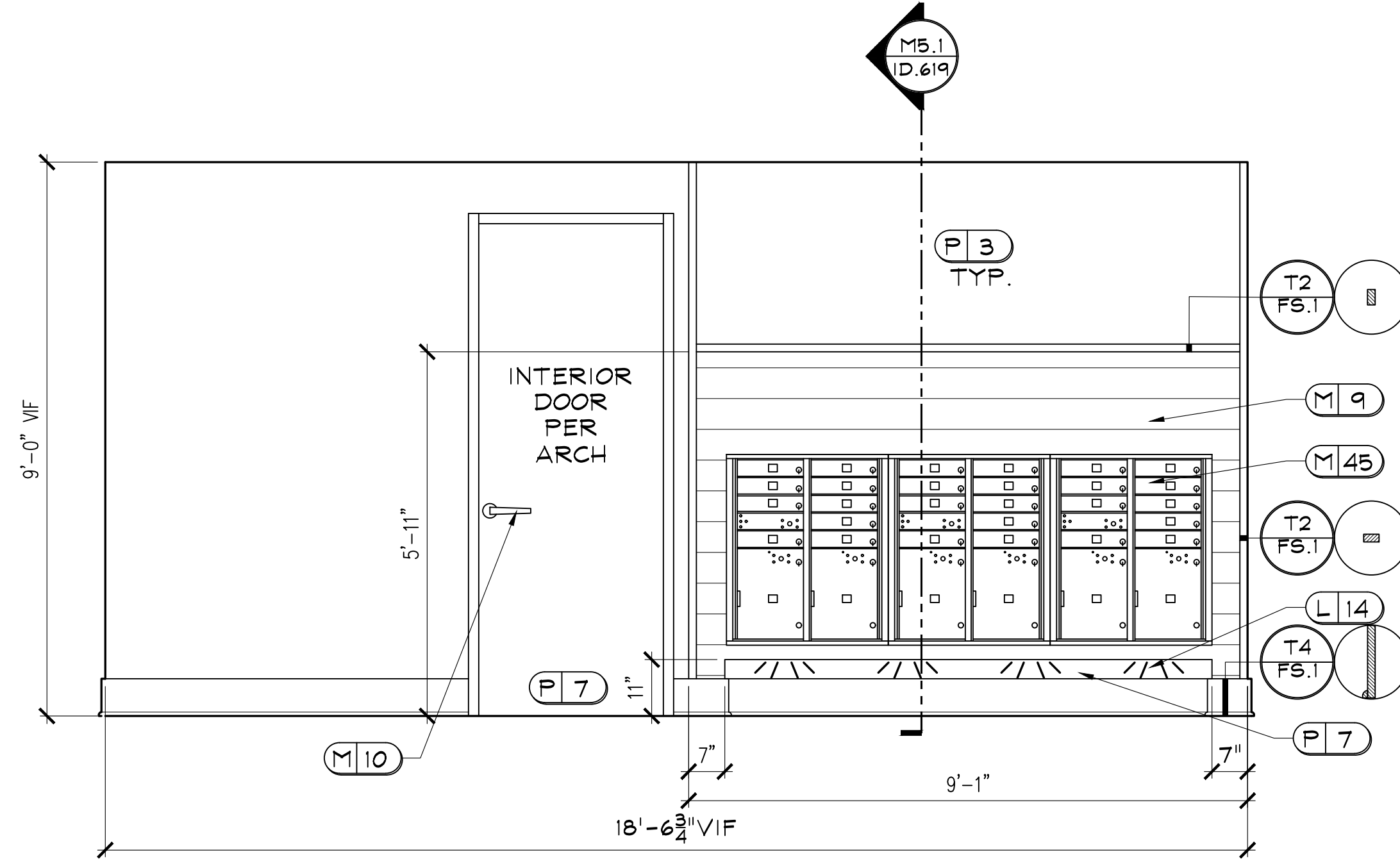
M3 MAIL CENTER
 ID.618 SCALE: 1/2" = 1'-0"
 NOTE: ALL TRIM TO BE PAINTED P7.

REVISIONS			
DR	REV.	DATE	REMARKS

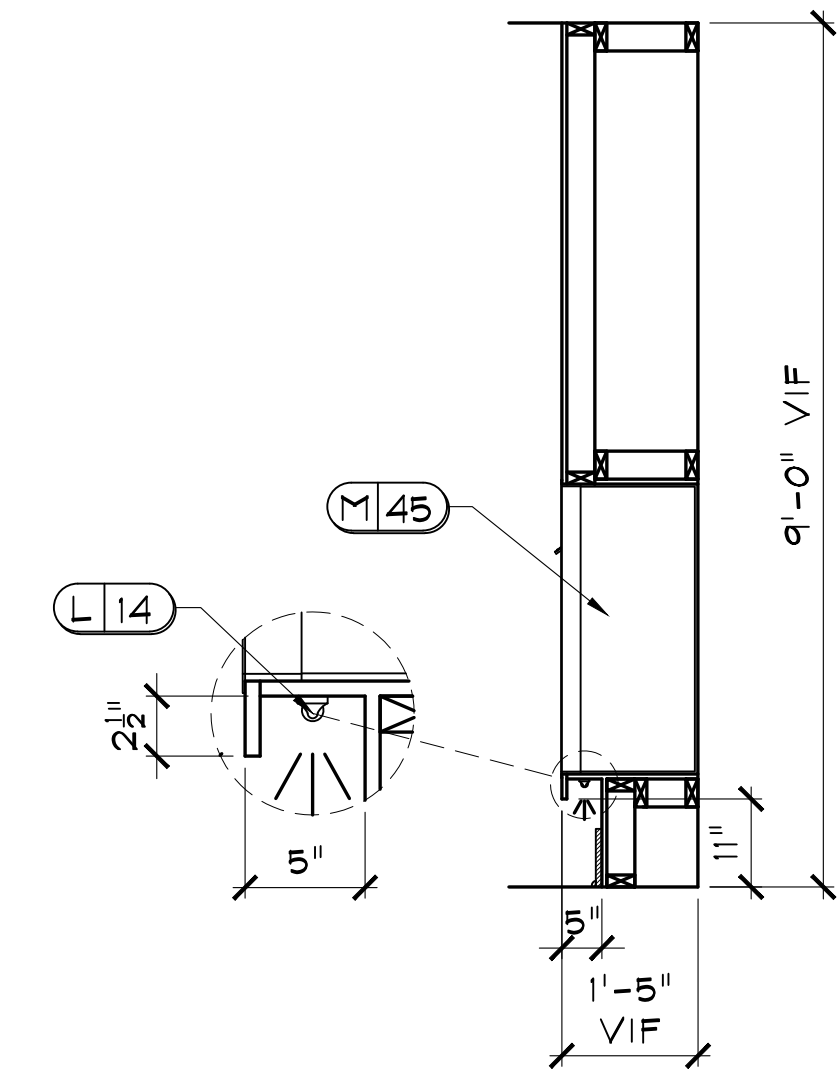
**CLUB AND AMENITIES @
 ALTA ELLIOTT
 GILBERT, AZ
 WOOD PARTNERS**



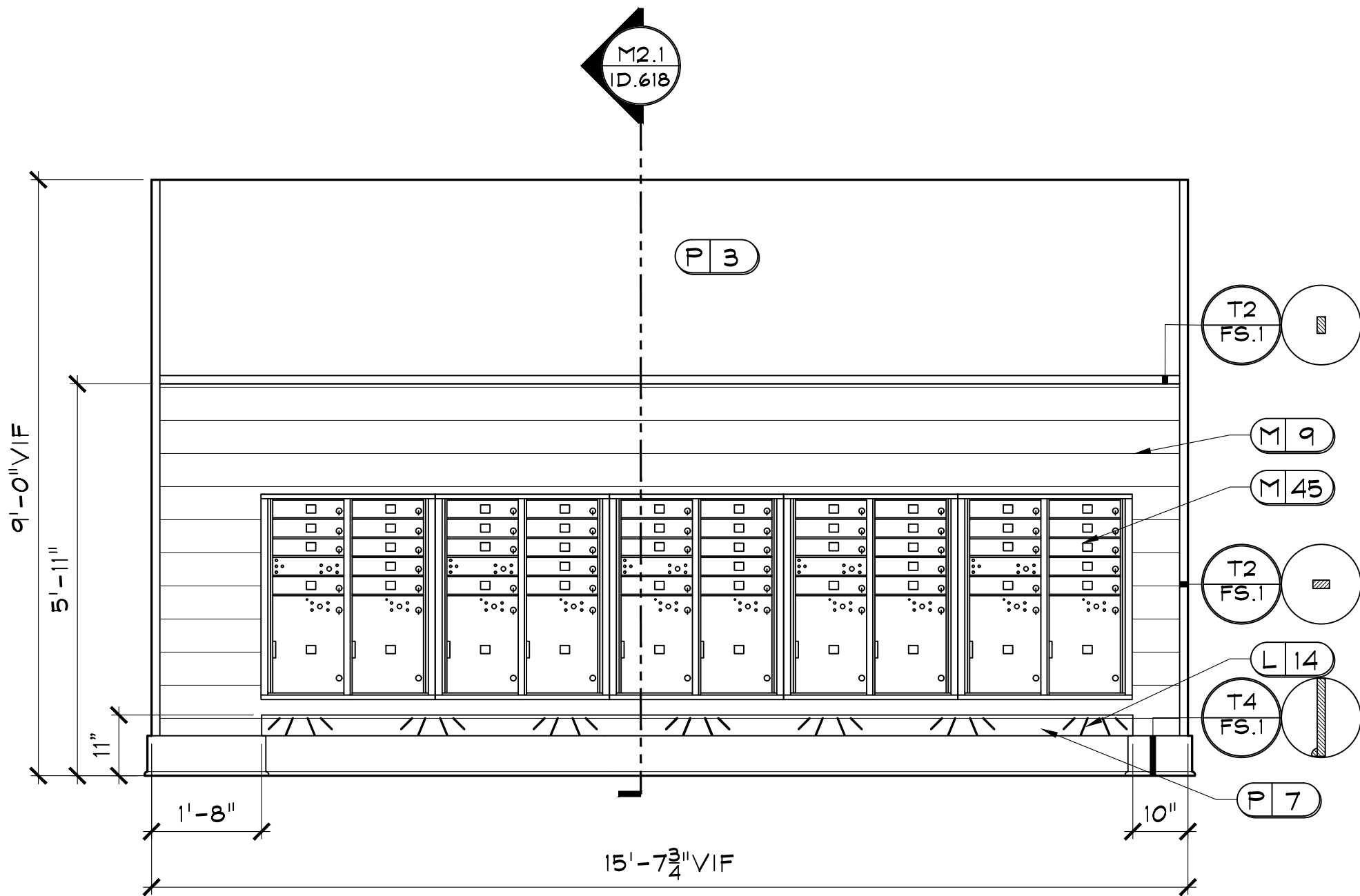
M4 MAIL CENTER
ID.619 SCALE: 1/2" = 1'-0"
NOTE: ALL TRIM TO BE PAINTED P7.



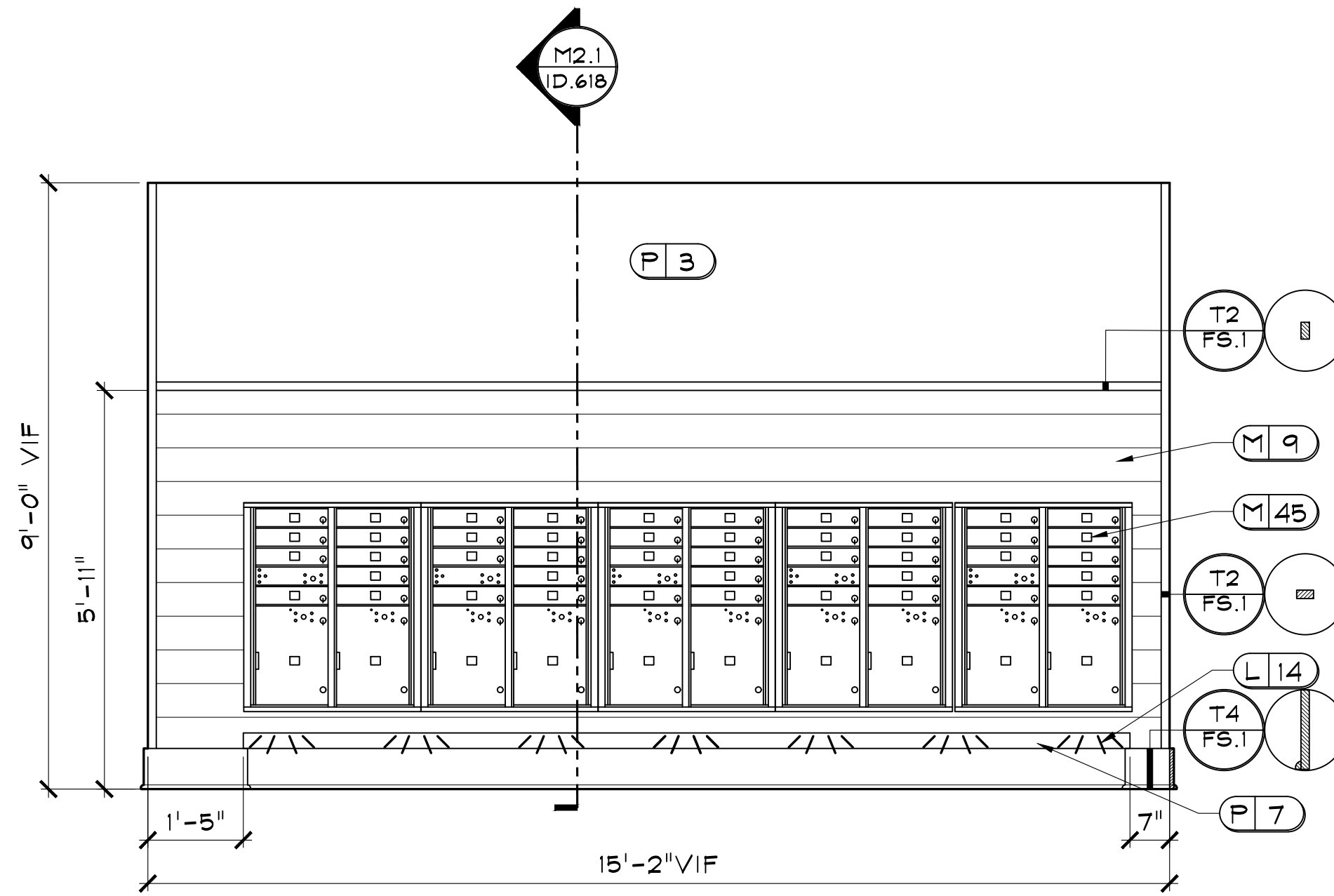
M5 MAIL CENTER
ID.619 SCALE: 1/2" = 1'-0"
NOTE: ALL TRIM TO BE PAINTED P7.



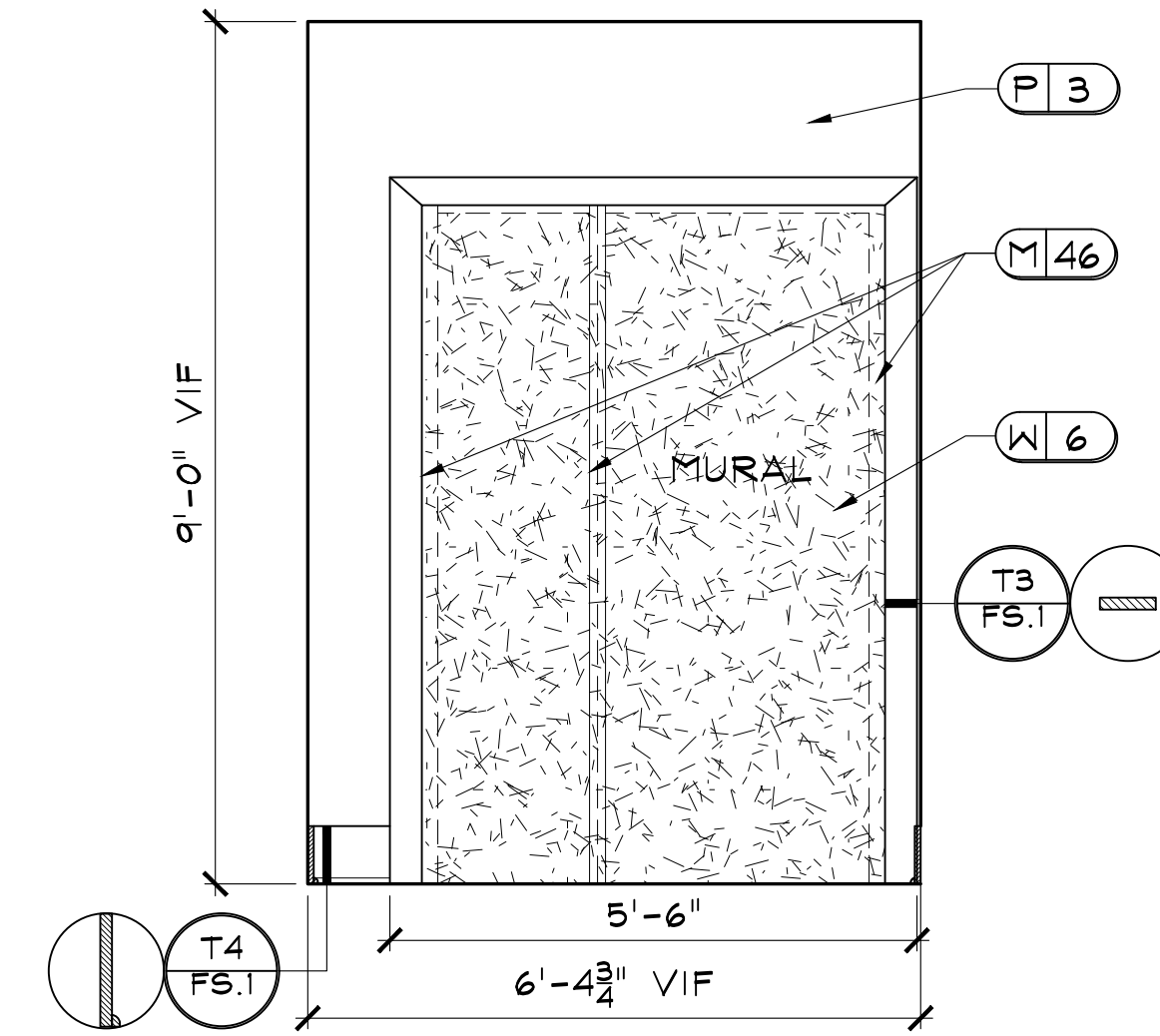
M5.1 SECTION
ID.619 SCALE: 1/2" = 1'-0"



M6 MAIL CENTER
ID.619 SCALE: 1/2" = 1'-0"
NOTE: ALL TRIM TO BE PAINTED P7.



M7 MAIL CENTER
ID.619 SCALE: 1/2" = 1'-0"
NOTE: ALL TRIM TO BE PAINTED P7.

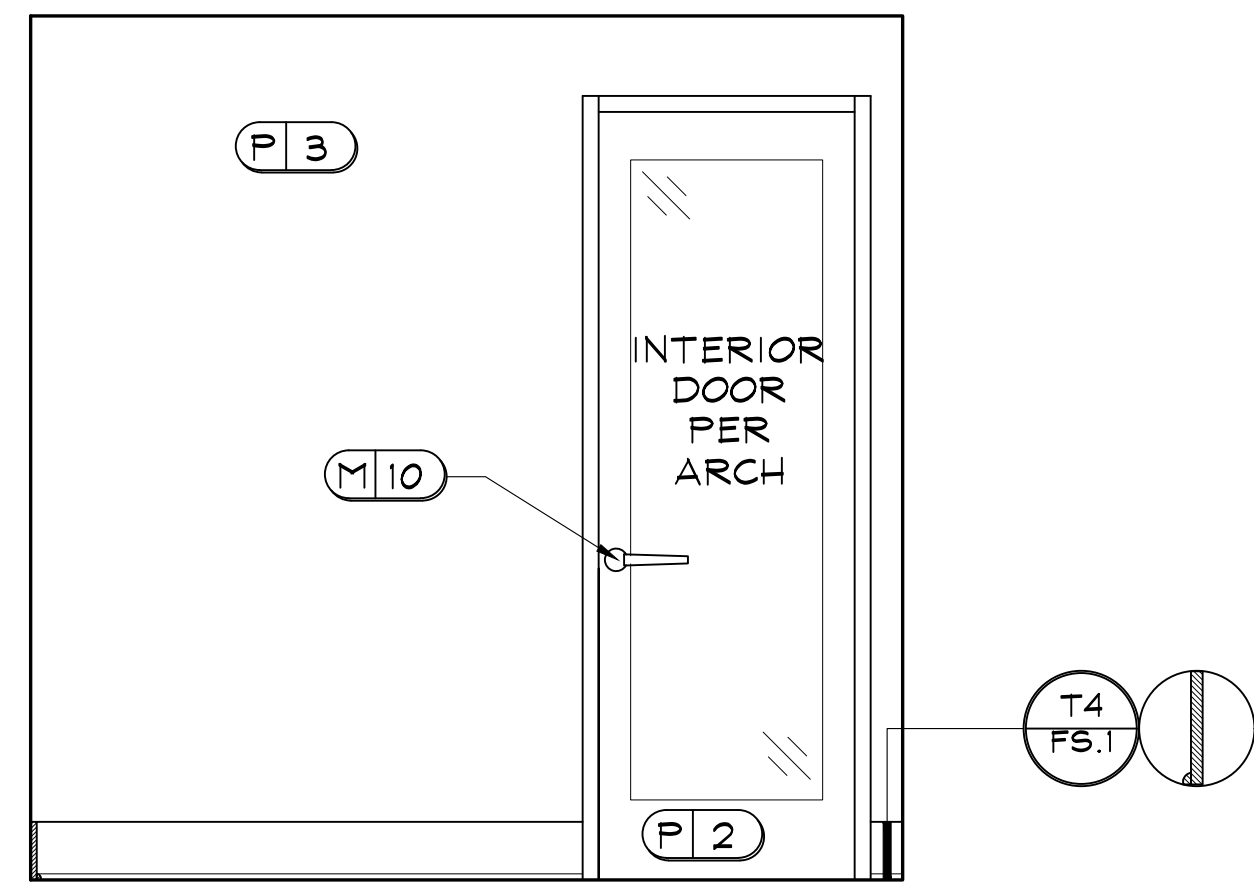


M8 MAIL CENTER
ID.619 SCALE: 1/2" = 1'-0"
NOTE: ALL TRIM TO BE PAINTED P7.

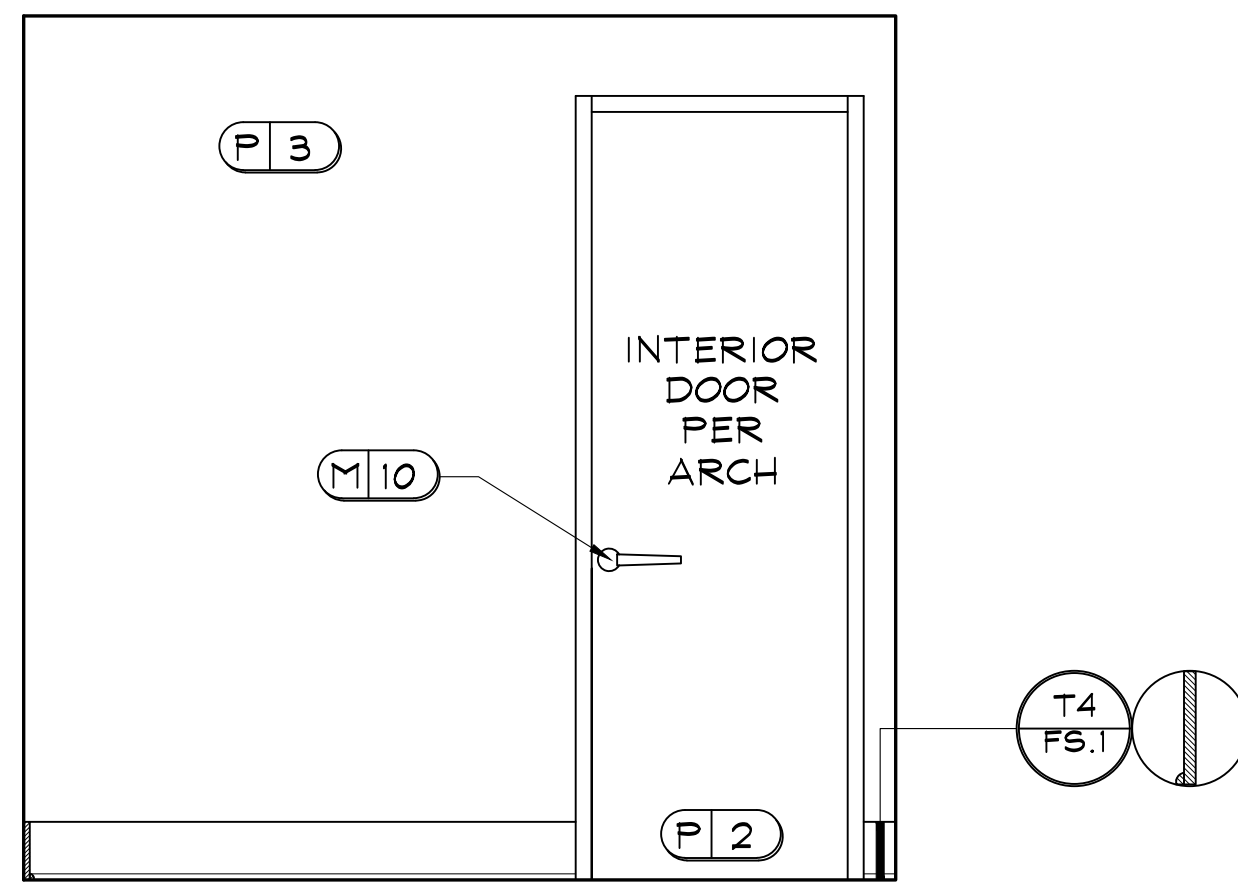
REVISIONS		DATE	REMARKS
DR	REV.		

RELEASED FOR CONSTRUCTION
BEGIN DATE: 03.04.22
RELEASE DATE: 05.26.22
DESIGNER: JM
CAD DESIGNER: TP
REVIEWED BY: JM, TP, MG


JOB #: 21180
TITLE: INTERIOR ELEVATIONS & DETAILS
SHEET: ID.619



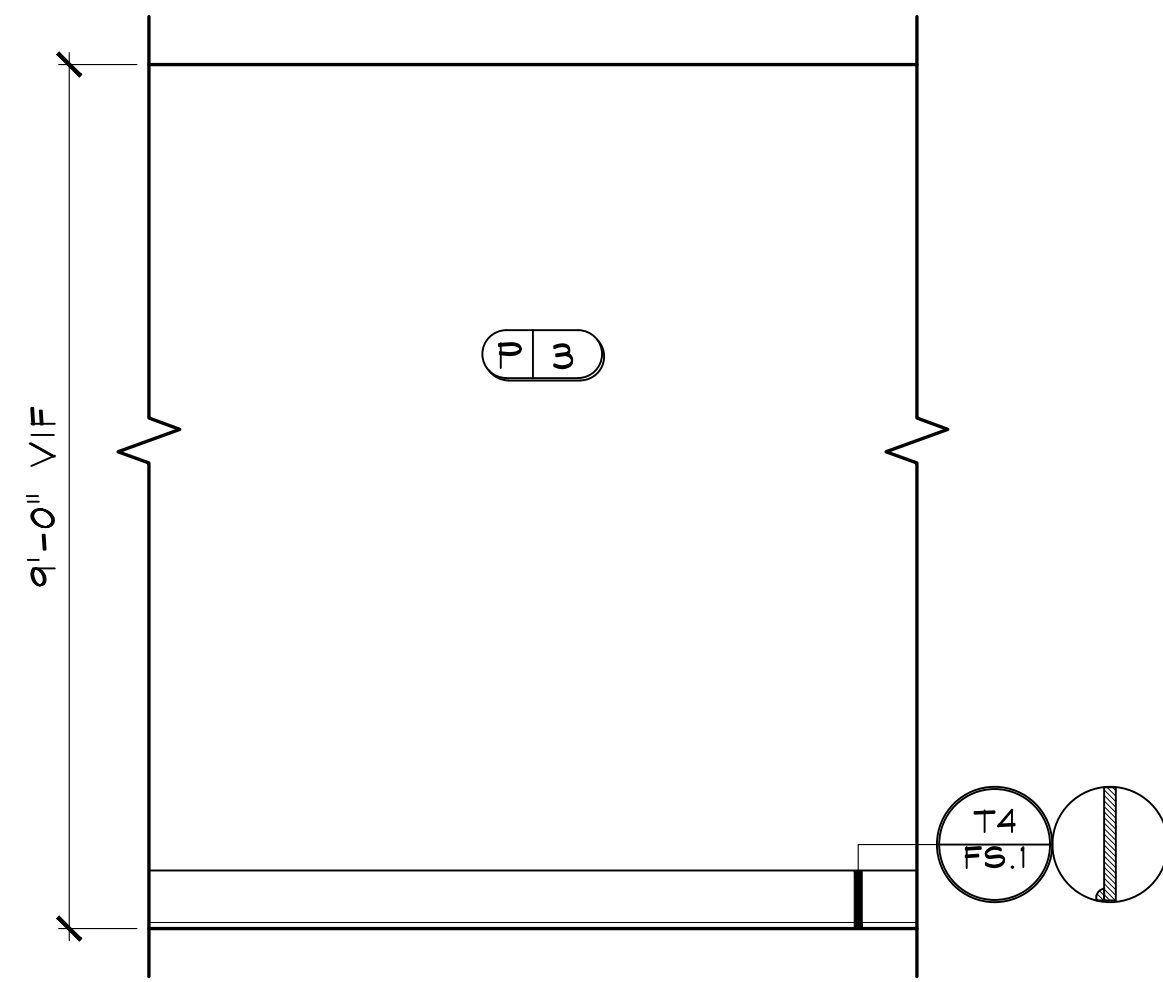
M9 MAIL CENTER
 D.620 SCALE: 1/2" = 1'-0"
 NOTE: ALL TRIM TO BE PAINTED P7.



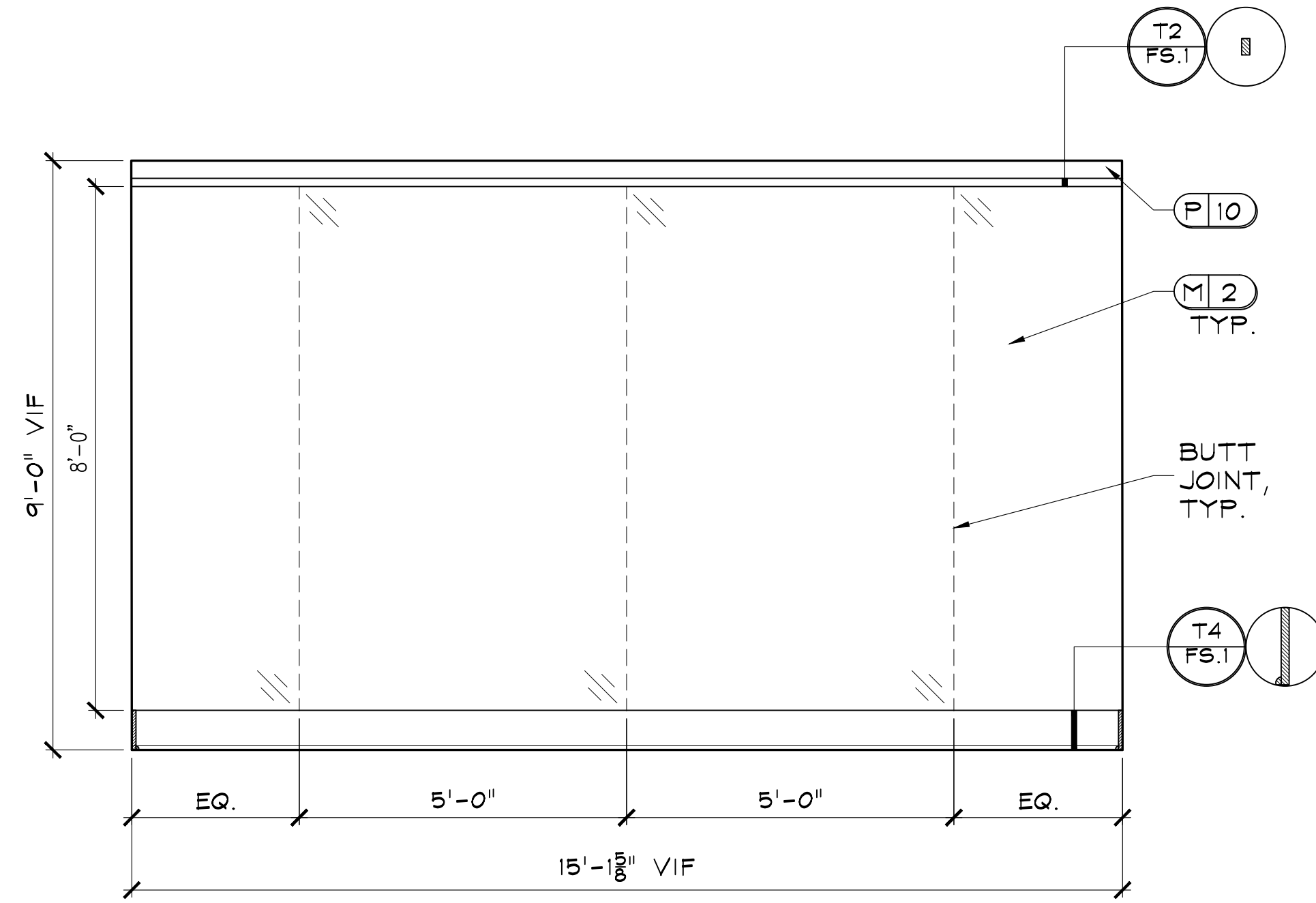
M10 MAIL CENTER
 D.620 SCALE: 1/2" = 1'-0"
 NOTE: ALL TRIM TO BE PAINTED P7.



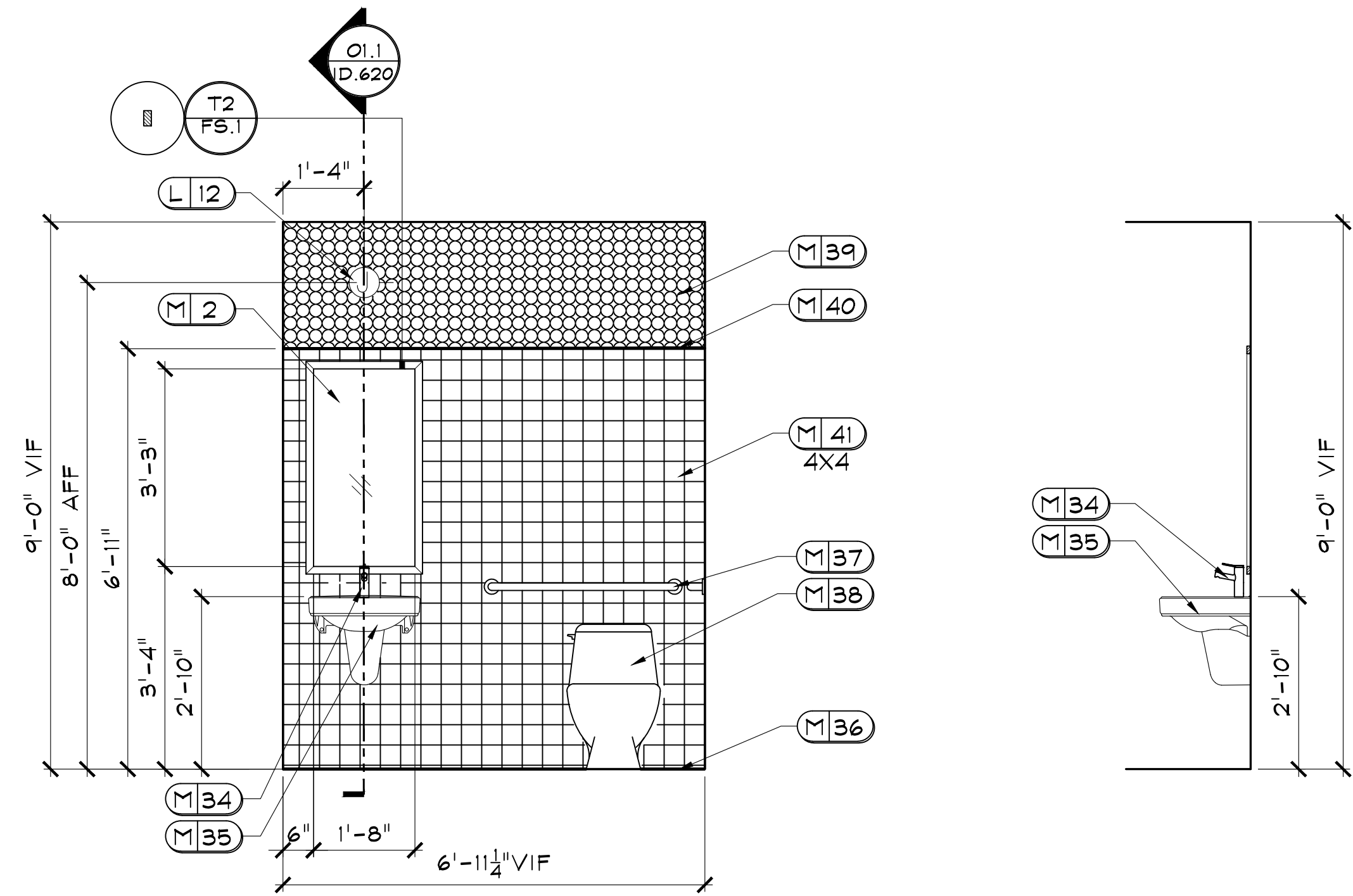
M11 MAIL CENTER
 D.620 SCALE: 1/2" = 1'-0"
 NOTE: ALL TRIM TO BE PAINTED P7.



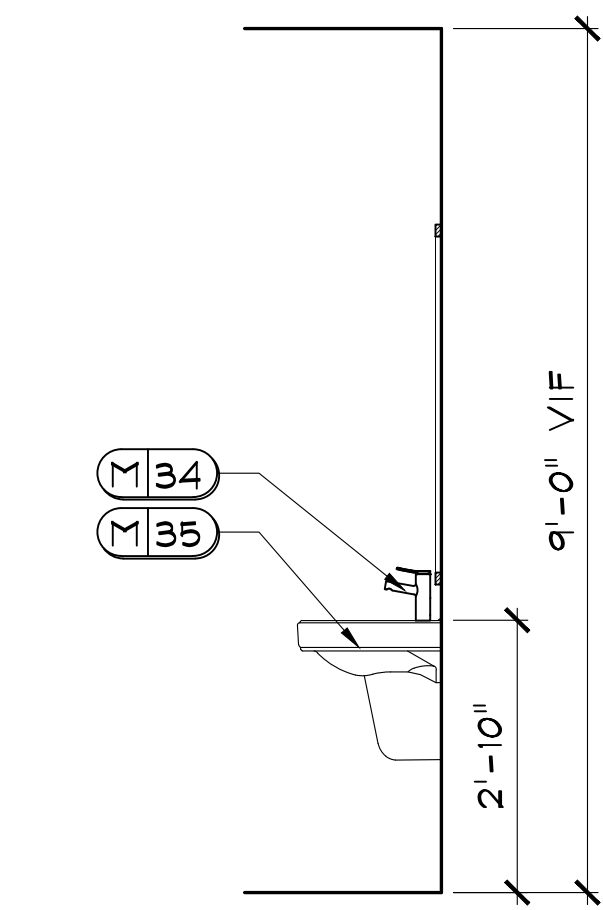
N1 MICRO FITNESS TYP.
 D.620 SCALE: 1/2" = 1'-0"
 NOTE: ALL TRIM TO BE PAINTED P2.



N2 MICRO FITNESS
 D.620 SCALE: 1/2" = 1'-0"
 NOTE: ALL TRIM TO BE PAINTED P2.



O1 R.R. 3
 D.620 SCALE: 1/2" = 1'-0"
 NOTE: ALL TRIM TO BE PAINTED P2.



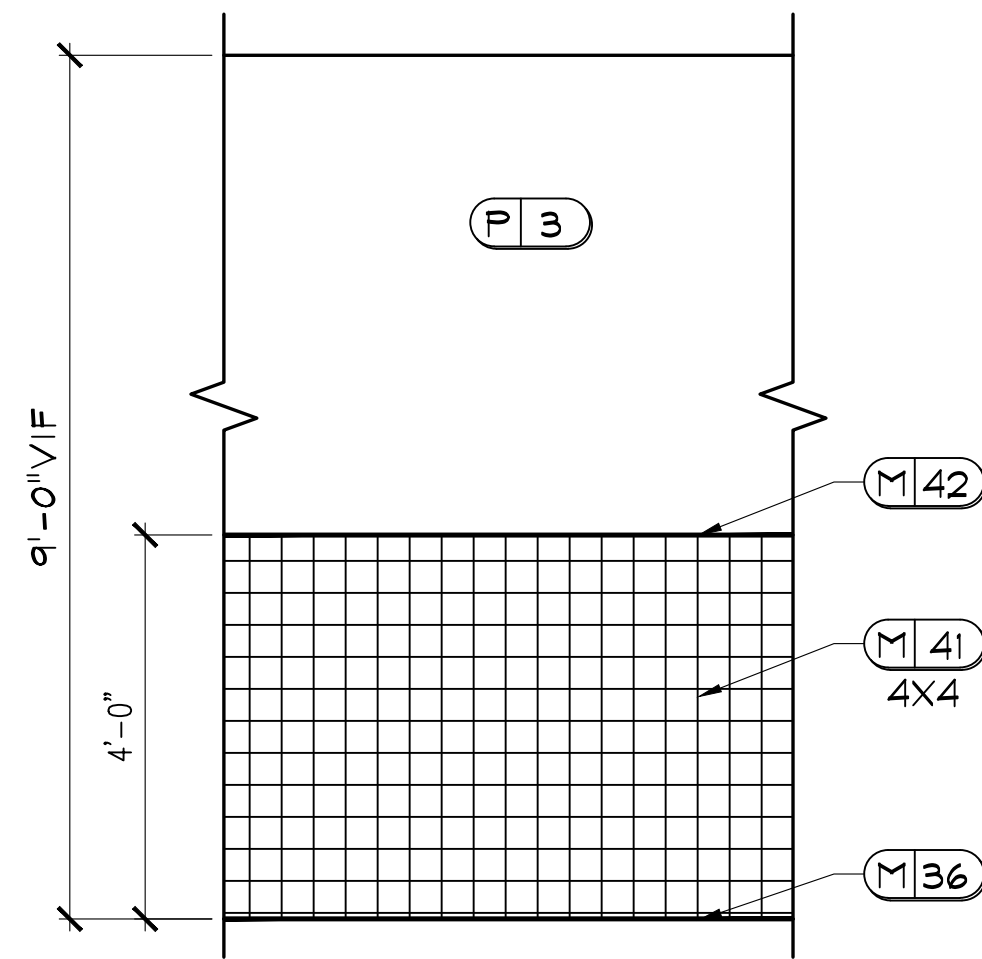
O1.1 SECTION
 D.620 SCALE: 1/2" = 1'-0"

**CLUB AND AMENITIES @
 ALTA ELLIOTT
 GILBERT, AZ
 WOOD PARTNERS**

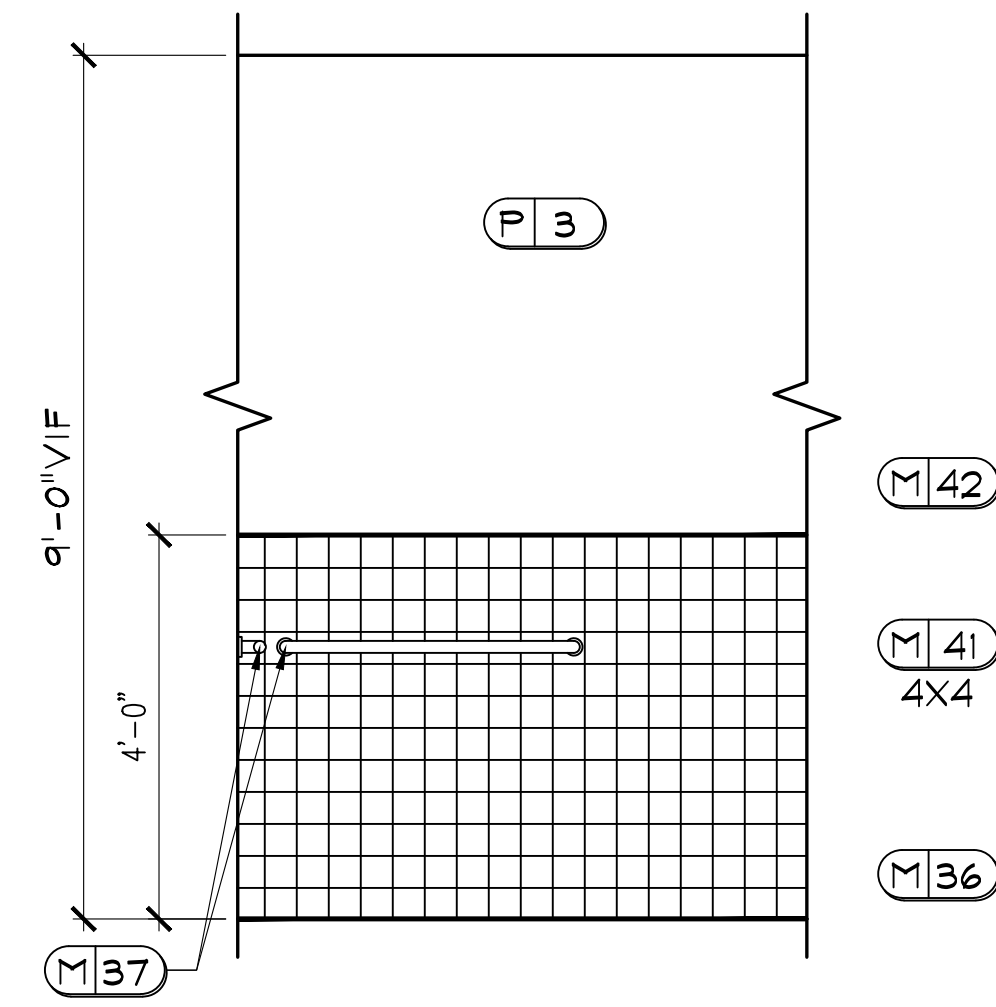
DR.	REV.	DATE	REMARKS

RELEASED FOR CONSTRUCTION
 BEGIN DATE: 03.04.22
 RELEASE DATE: 05.26.22
 DESIGNER: JM
 CAD DESIGNER: TP
 REVIEWED BY: JM, TP, MG

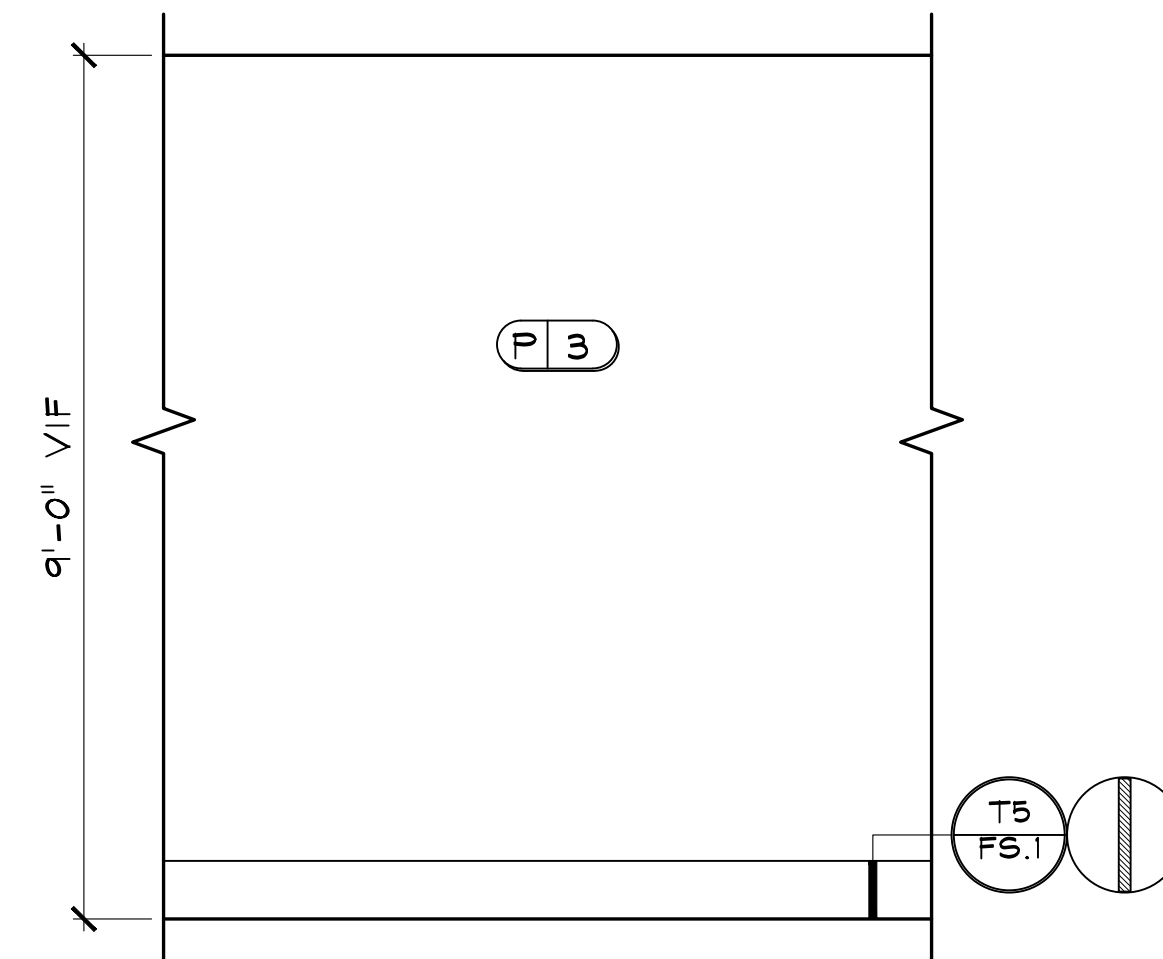
P:\2021-PROJ\21-180\ELEVATIONS\21180-ELEV.dwg May 25, 2022 - 5:50pm



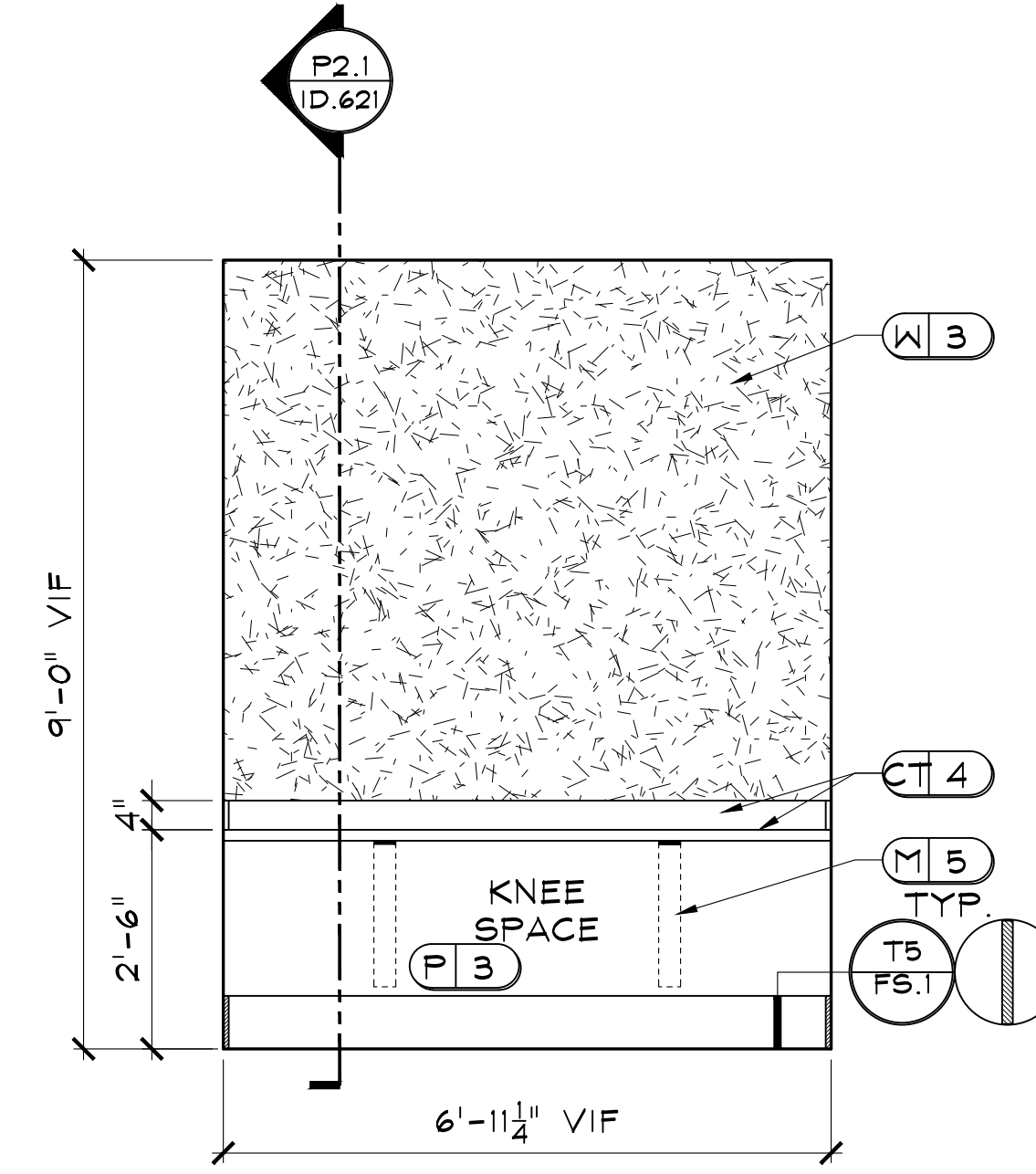
02 R.R. 3 TYP.
ID.621 SCALE: 1/2" = 1'-0"



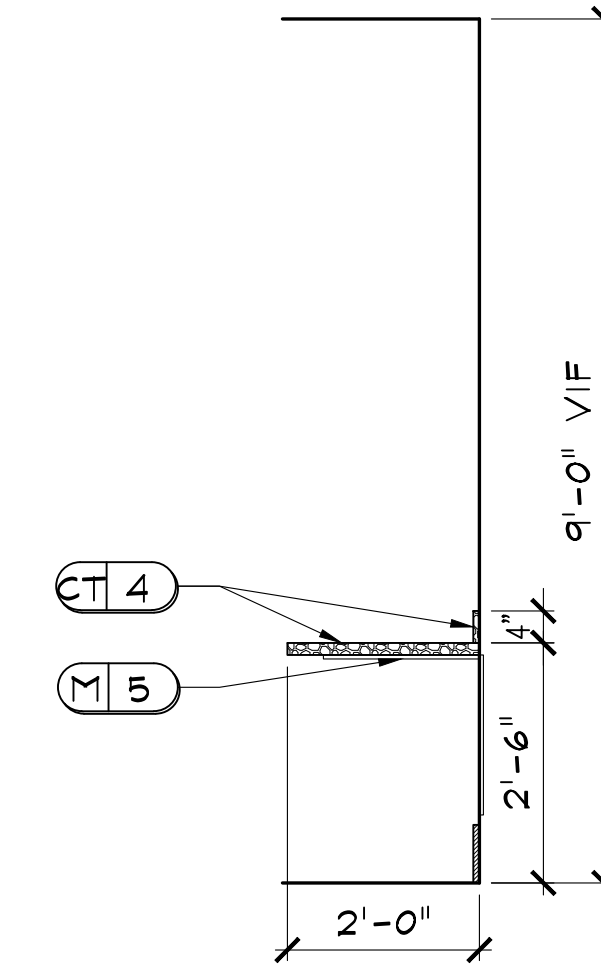
03 R.R. 3
ID.621 SCALE: 1/2" = 1'-0"



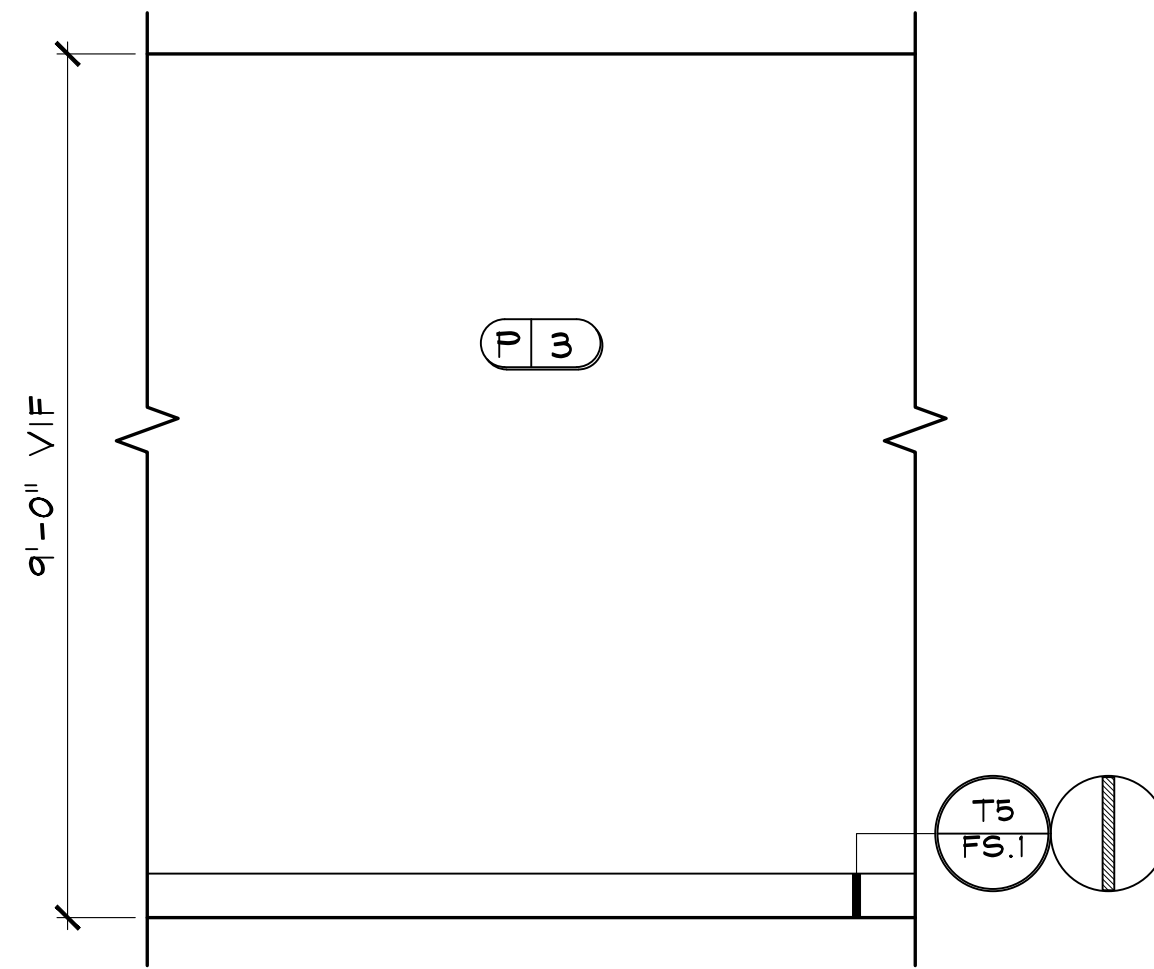
P1 MICRO OFFICE 1 TYP.
ID.621 SCALE: 1/2" = 1'-0"
NOTE: ALL TRIM TO BE PAINTED P2.



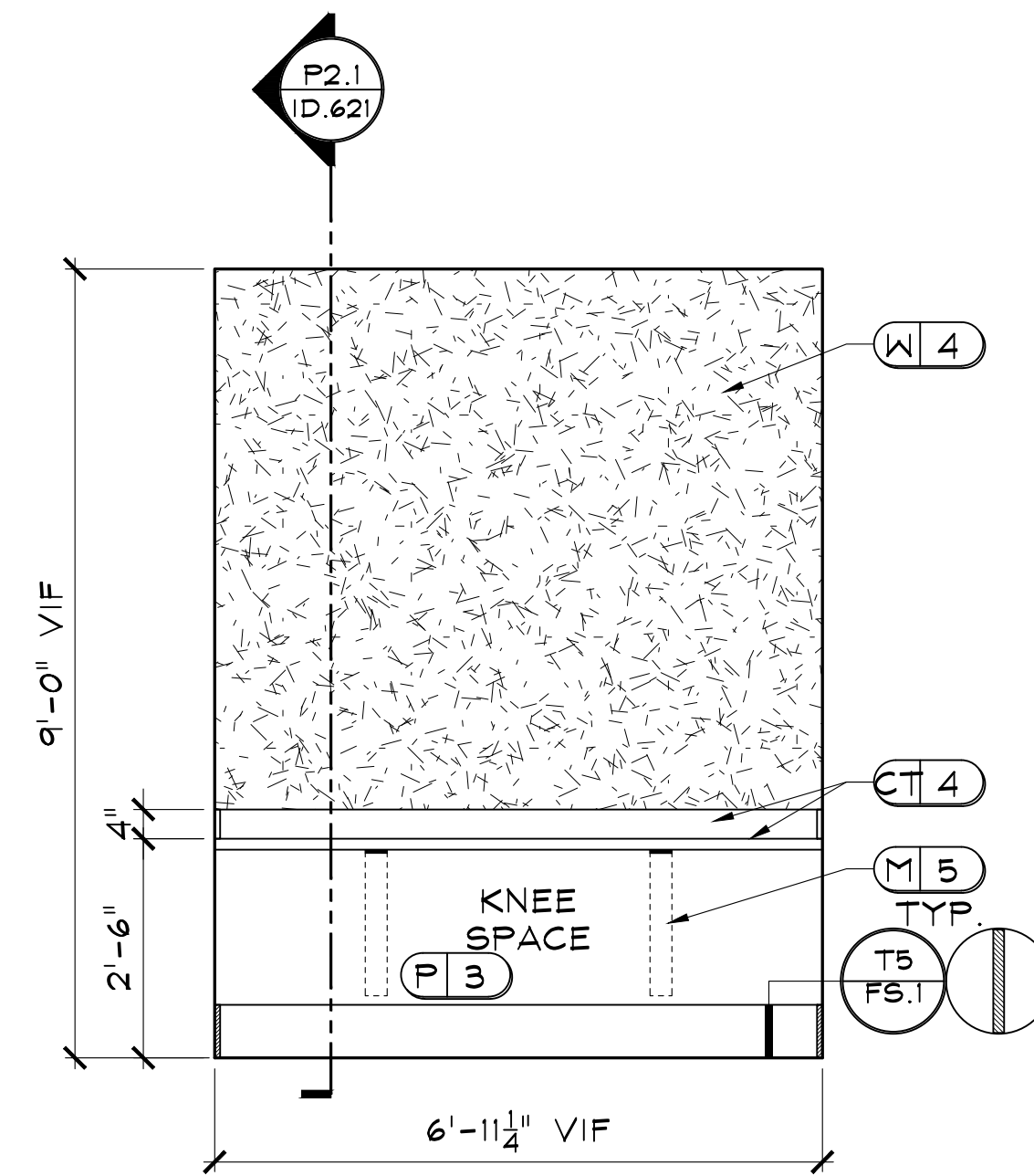
P2 MICRO OFFICE 1
ID.621 SCALE: 1/2" = 1'-0"
NOTE: 1) ALL TRIM TO BE PAINTED P2.
2) USE HIDDEN SUPPORT BRACKET M5 FOR SUPPORT AS NEEDED, MUST BE INSTALLED PRIOR TO INSTALLATION OF DRYWALL AND WITH REQUIRED BLOCKING.
3) WALL TO BE SMOOTH FINISH.



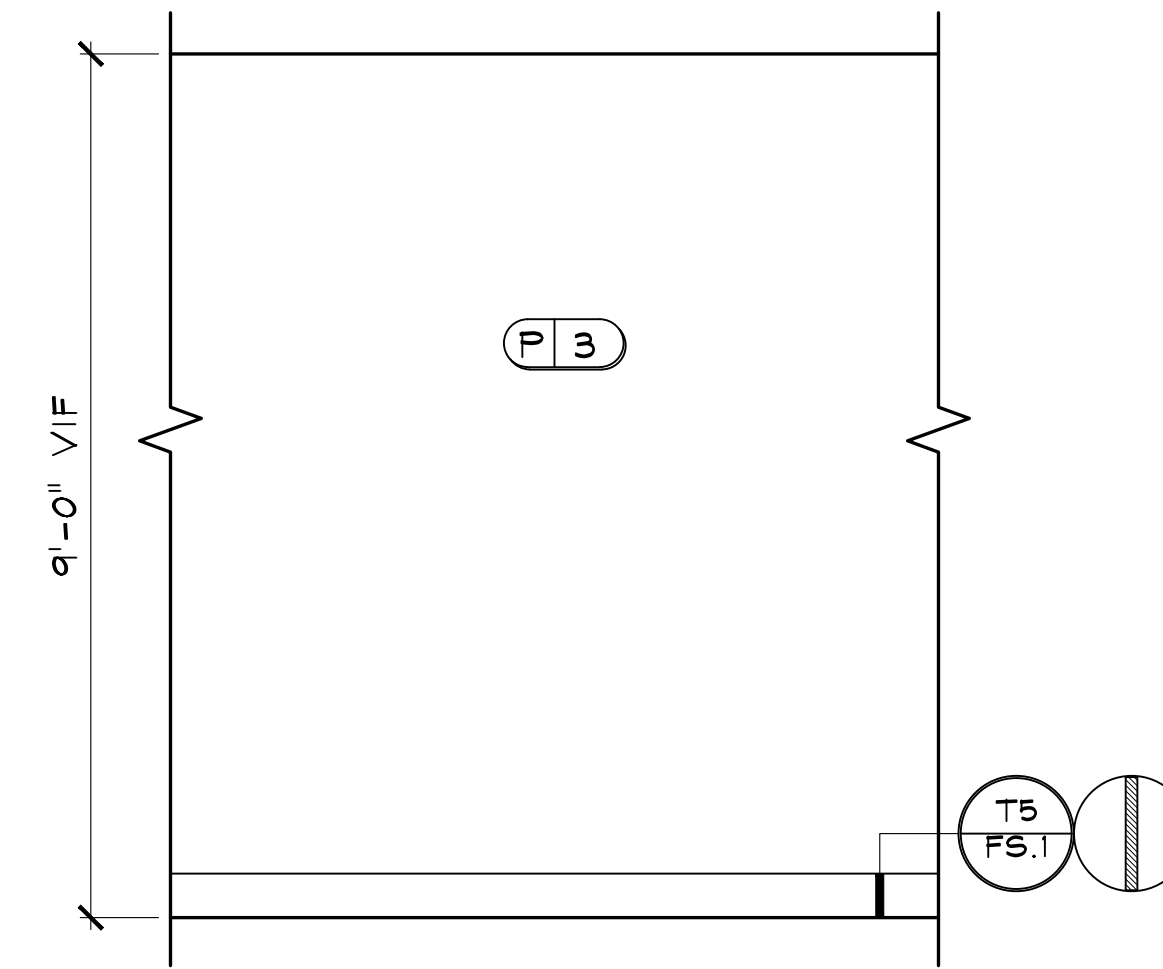
P2.1 SECTION
ID.621 SCALE: 1/2" = 1'-0"



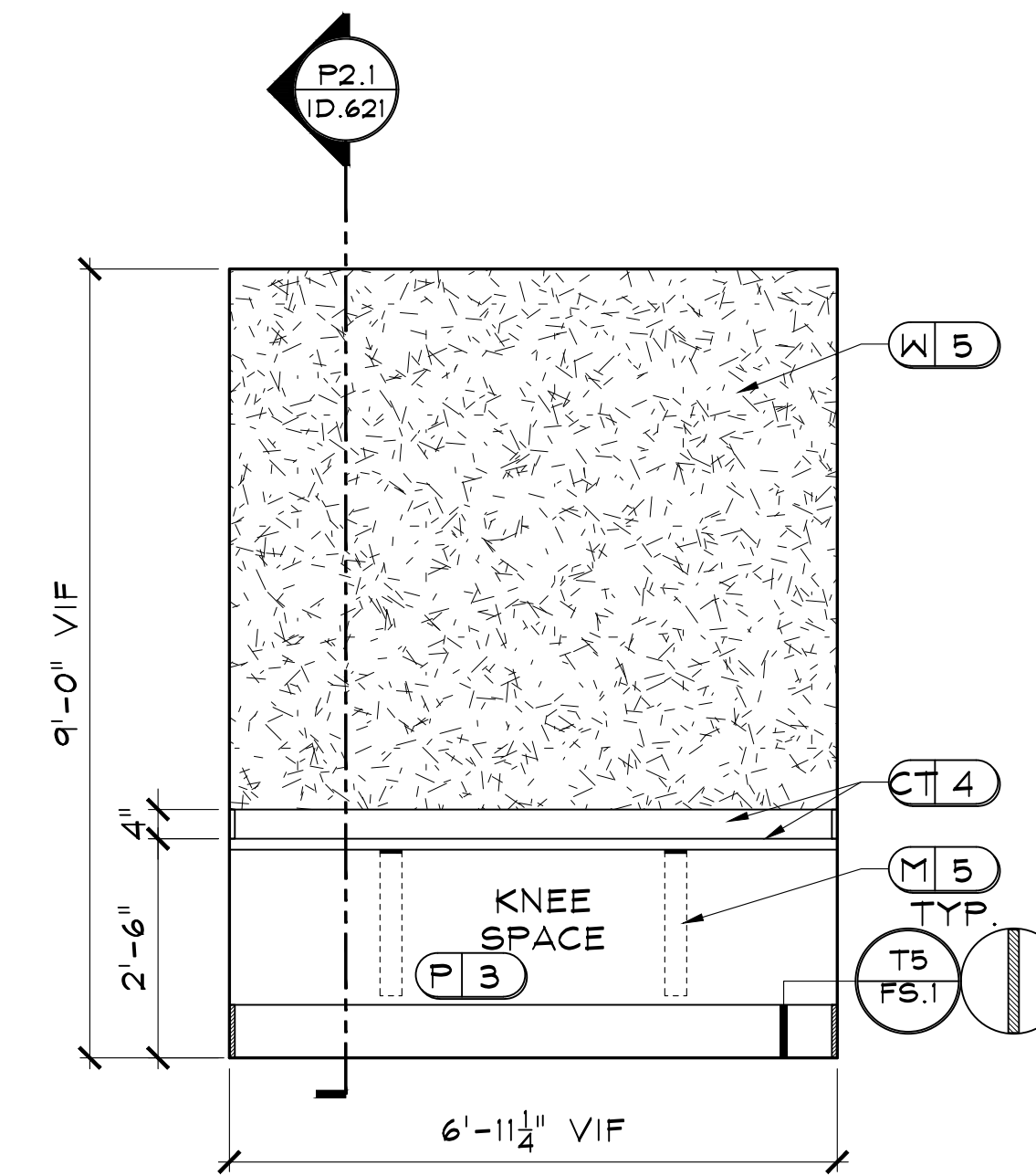
Q1 MICRO OFFICE 2 TYP.
ID.621 SCALE: 1/2" = 1'-0"
NOTE: ALL TRIM TO BE PAINTED P2.



Q2 MICRO OFFICE 2
ID.621 SCALE: 1/2" = 1'-0"
NOTE: 1) ALL TRIM TO BE PAINTED P2.
2) USE HIDDEN SUPPORT BRACKET M5 FOR SUPPORT AS NEEDED, MUST BE INSTALLED PRIOR TO INSTALLATION OF DRYWALL AND WITH REQUIRED BLOCKING.
3) WALL TO BE SMOOTH FINISH.



R1 MICRO OFFICE 3 TYP.
ID.621 SCALE: 1/2" = 1'-0"
NOTE: ALL TRIM TO BE PAINTED P2.



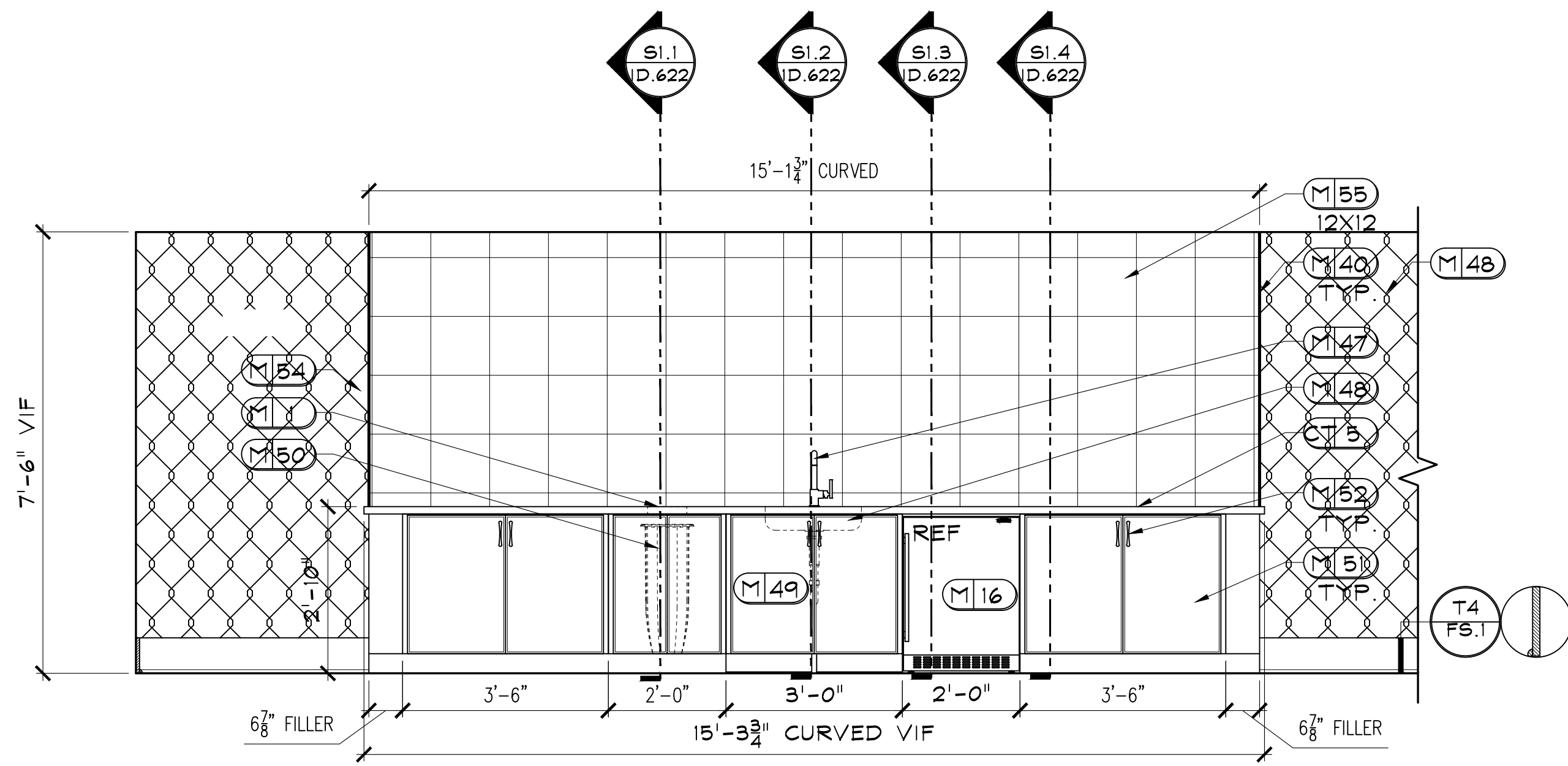
R2 MICRO OFFICE 3
ID.621 SCALE: 1/2" = 1'-0"
NOTE: 1) ALL TRIM TO BE PAINTED P2.
2) USE HIDDEN SUPPORT BRACKET M5 FOR SUPPORT AS NEEDED, MUST BE INSTALLED PRIOR TO INSTALLATION OF DRYWALL AND WITH REQUIRED BLOCKING.
3) WALL TO BE SMOOTH FINISH.

CLUB AND AMENITIES @
 ALTA ELLIOTT
 GILBERT, AZ
 WOOD PARTNERS

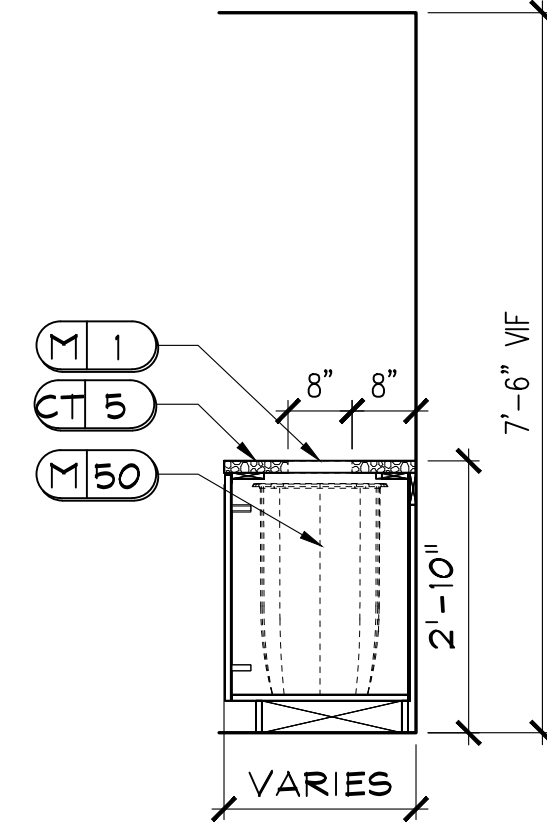
DR.	REV.	DATE	REMARKS

RELEASED FOR CONSTRUCTION
BEGIN DATE: 03.04.22
RELEASE DATE: 05.26.22
DESIGNER: JM
CAD DESIGNER: TP
REVIEWED BY: JM, TP, MG

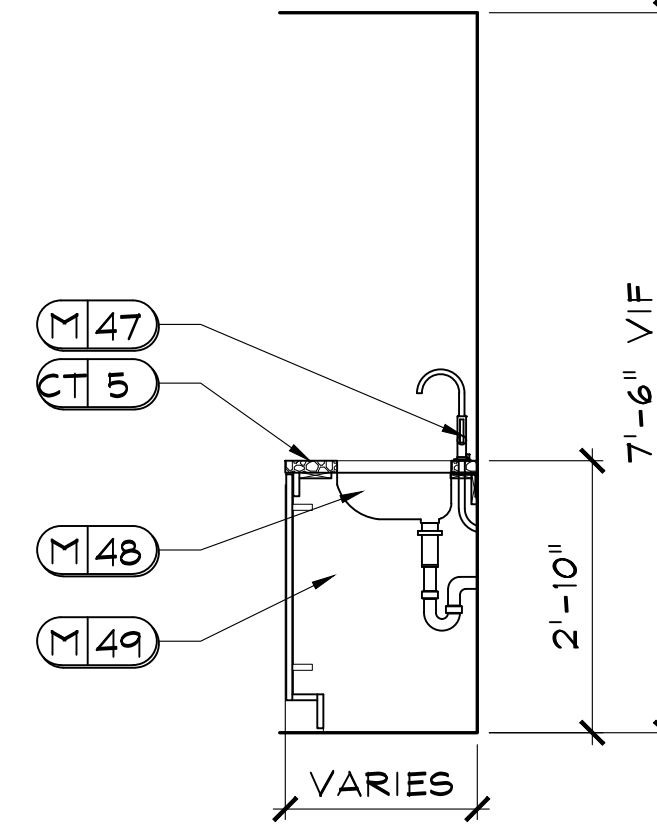
P:\2021-PROJ\21-WP\21180-ELEVATIONS\21180-ELEV.dwg May 25, 2022 - 5:50pm



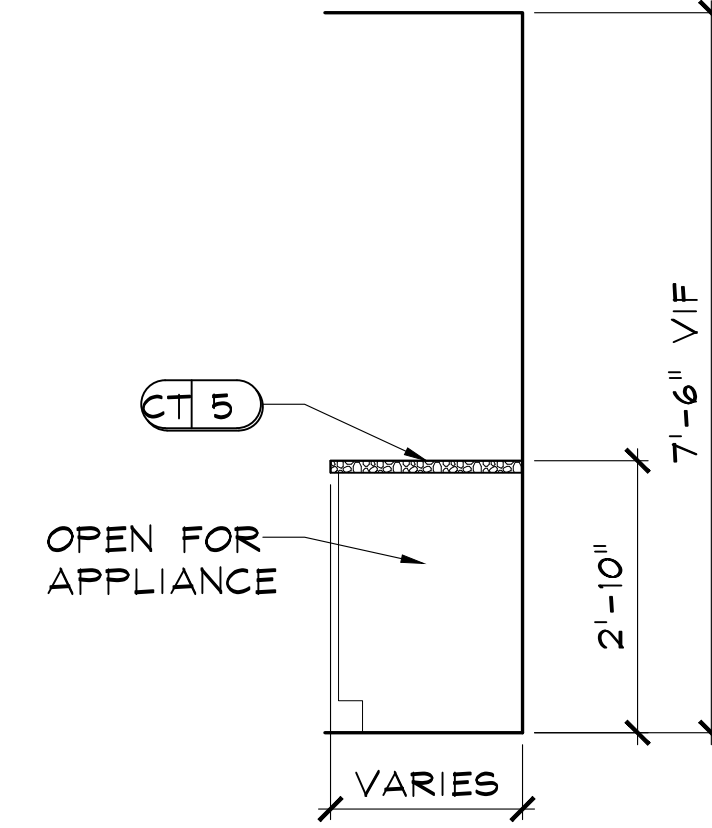
S1 SPEAKEASY
 ID.622 SCALE: 1/2" = 1'-0"
 NOTE: ALL TRIM TO BE PAINTED P11.



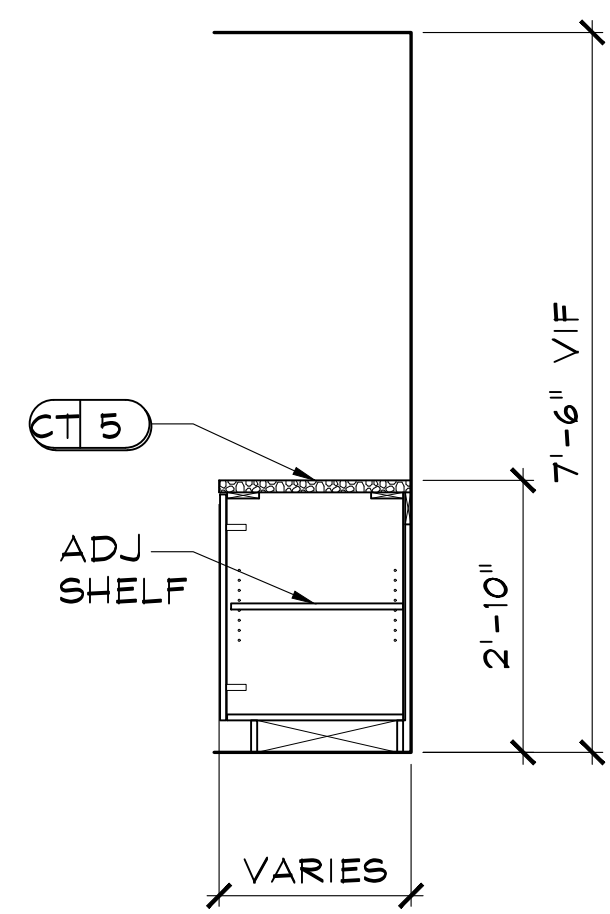
S1.1 SECTION
 ID.622 SCALE: 1/2" = 1'-0"



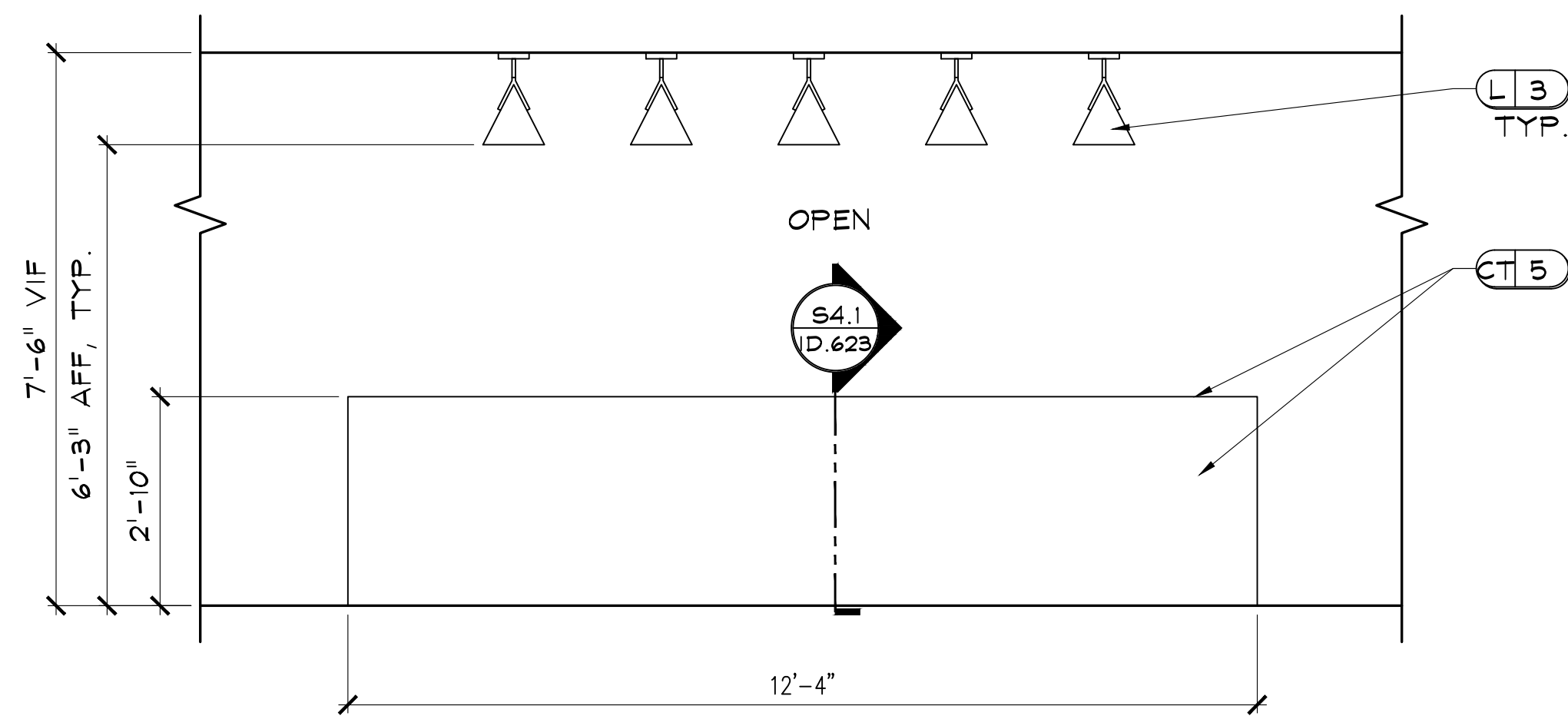
S1.2 SECTION
 ID.622 SCALE: 1/2" = 1'-0"



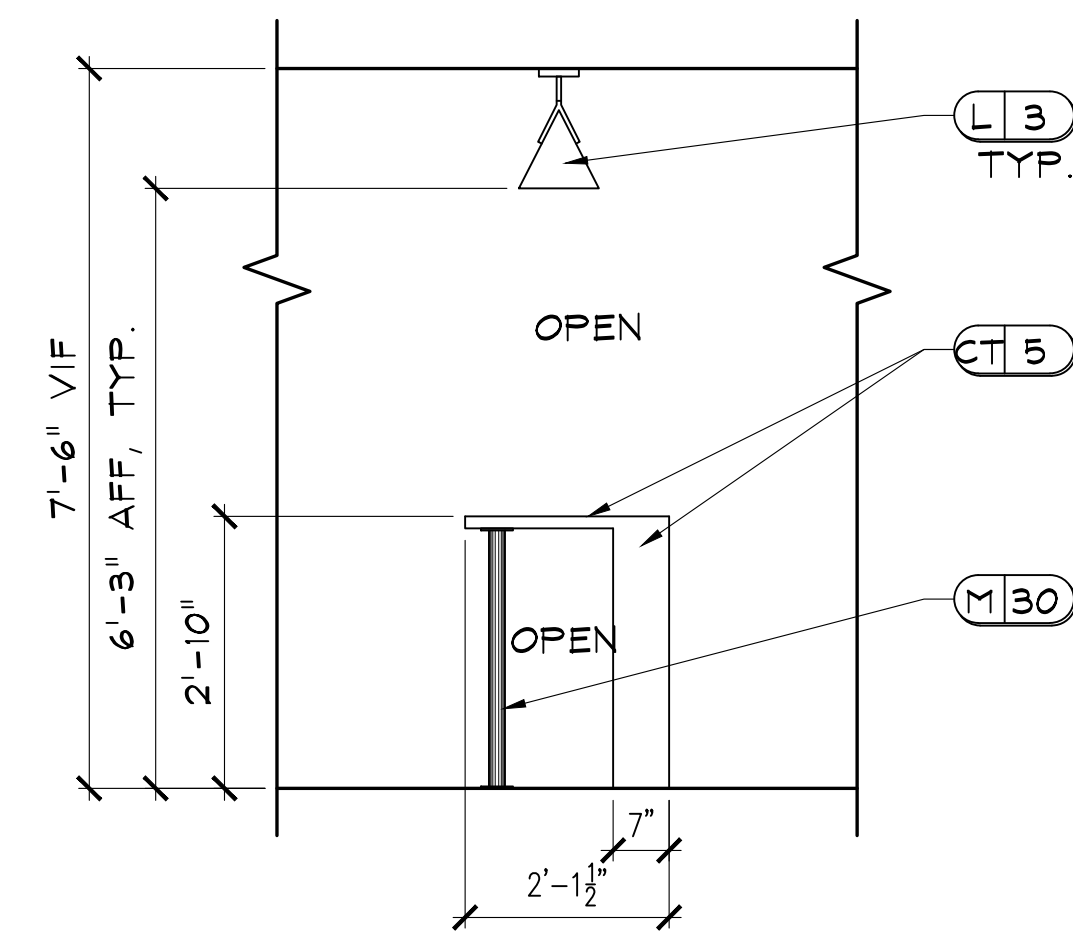
S1.3 SECTION
 ID.622 SCALE: 1/2" = 1'-0"



S1.4 SECTION
 ID.622 SCALE: 1/2" = 1'-0"



S2 SPEAKEASY
 ID.622 SCALE: 1/2" = 1'-0"
 NOTE: REFER TO ID.200B FOR LIGHTING LOCATIONS.



S3 SPEAKEASY
 ID.622 SCALE: 1/2" = 1'-0"
 NOTE: 1) REFER TO ID.200B FOR LIGHTING LOCATIONS.
 2) OPPOSITE IS MIRROR IMAGE.

INTERIOR DESIGN: SPACE PLANNING, MARKETING
 3025 CANTON MEADOWS PARKWAY STE. 200
 PHONE: 770-429-3200 FAX: 770-429-3201
 EMAIL: EMAIL@DESIGNENVIRONMENTS.COM

DEi
 DESIGN
 ENVIRONMENTS

CLUB AND AMENITIES @
 ALTA ELLIOTT
 GILBERT, AZ
 WOOD PARTNERS

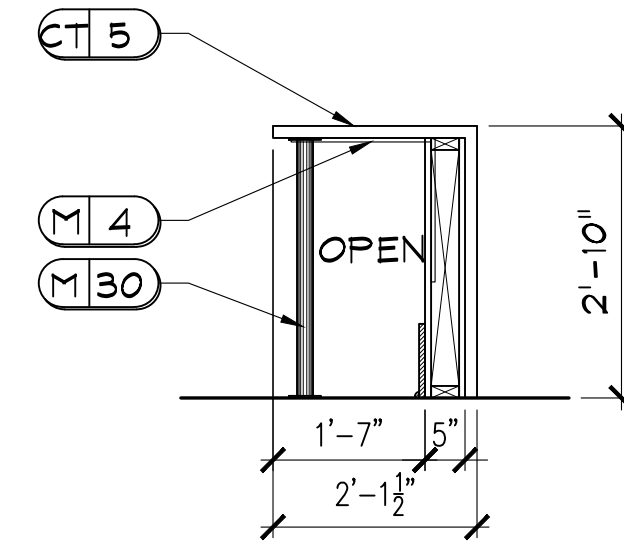
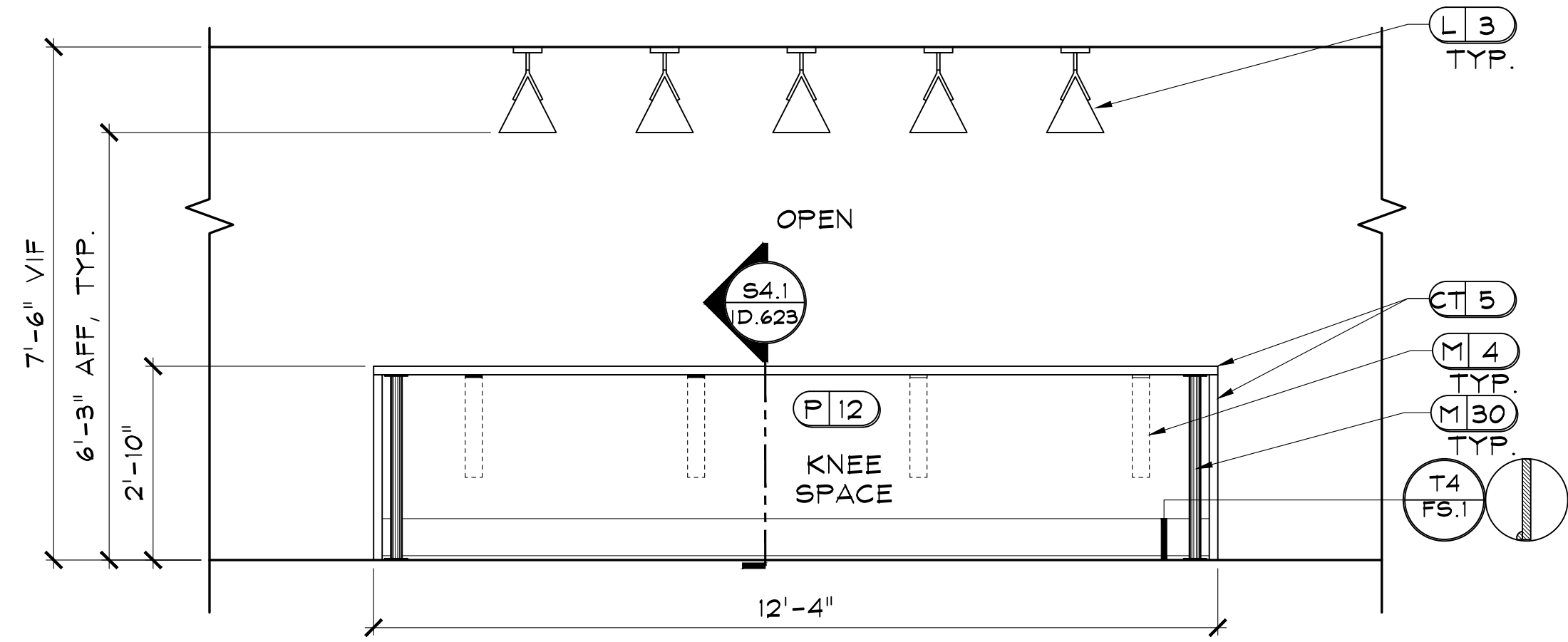
DR.	REV.	DATE	REMARKS

RELEASED FOR CONSTRUCTION
 BEGIN DATE: 03.04.22
 RELEASE DATE: 05.26.22
 DESIGNER: JM
 CAD DESIGNER: TP
 REVIEWED BY: JM, TP, MG

JOB #: 21180
 TITLE: INTERIOR ELEVATIONS & DETAILS
 SHEET: ID.622

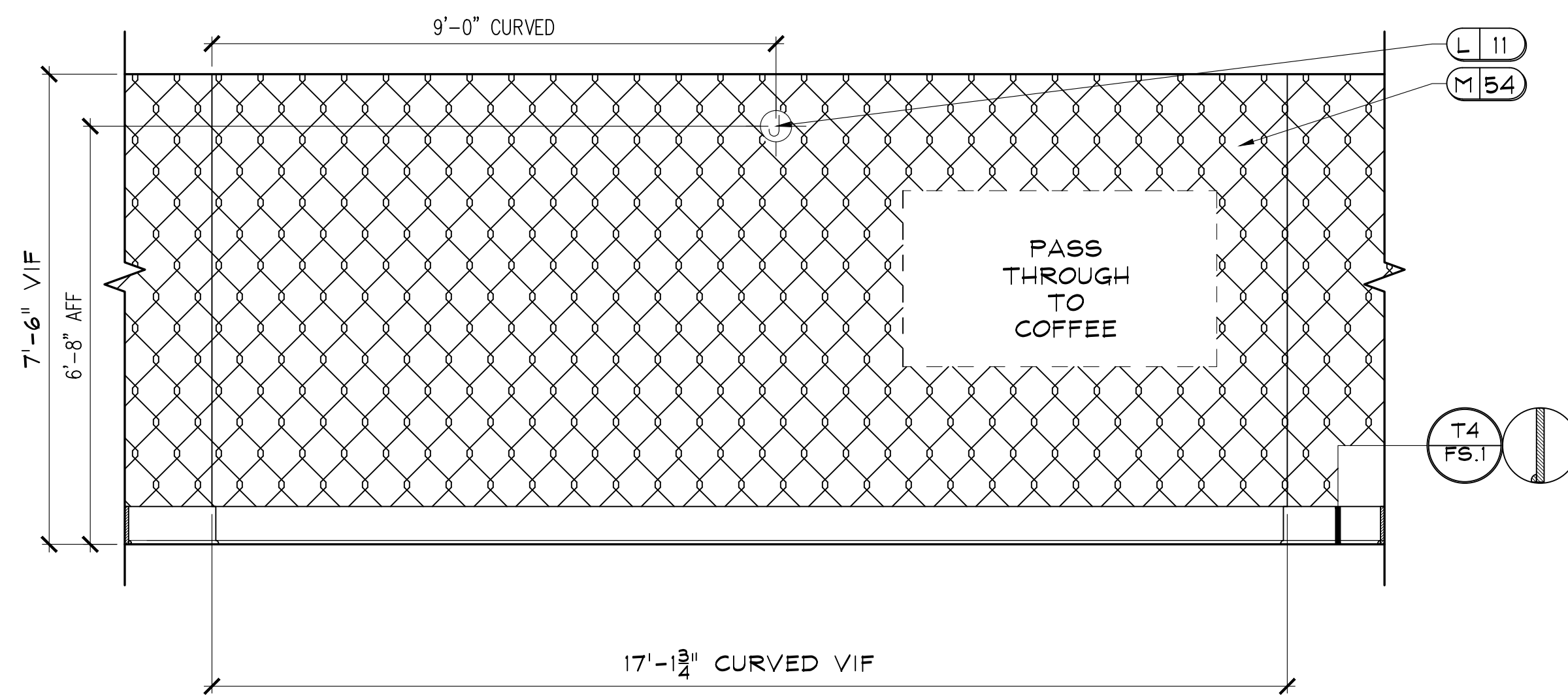
P:\2021-2022\PROJ\21-WP\21180\ELEVATIONS\21180-ELEV.dwg May 25, 2022 - 5:50pm

CLUB AND AMENITIES @
ALTA ELLIOTT
GILBERT, AZ
WOOD PARTNERS

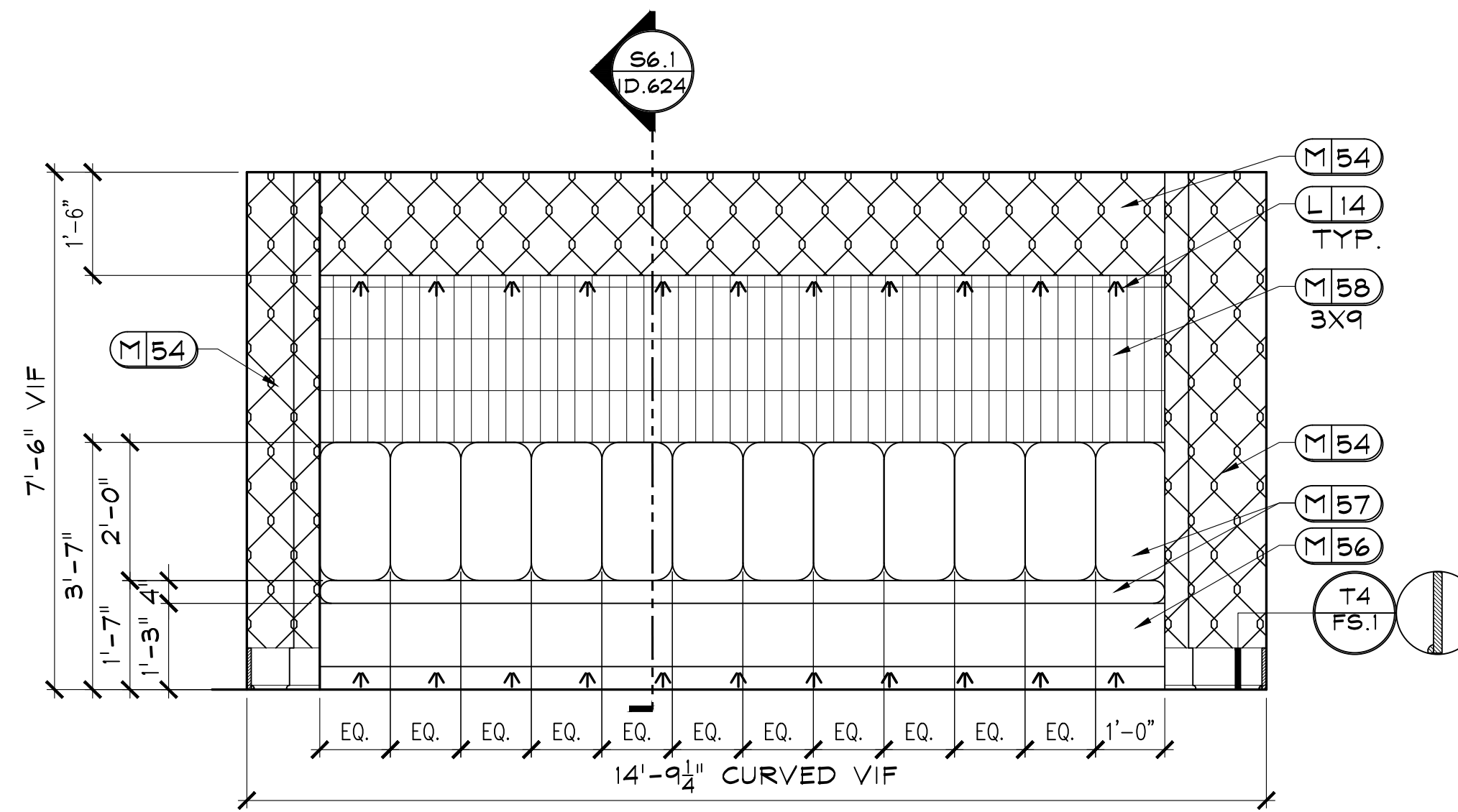


S4 SPEAKEASY
 ID.623 SCALE: 1/2" = 1'-0"
 NOTE: 1) ALL TRIM TO BE PAINTED P11.
 2) USE HIDDEN SUPPORT BRACKET M4 FOR SUPPORT AS NEEDED, MUST BE INSTALLED PRIOR TO INSTALLATION OF DRYWALL AND WITH REQUIRED BLOCKING.
 3) REFER TO ID.200B FOR LIGHTING LOCATIONS.

S4.1 SECTION
 ID.623 SCALE: 1/4" = 1'-0"



S5 SPEAKEASY
 ID.623 SCALE: 1/2" = 1'-0"
 NOTE: ALL TRIM TO BE PAINTED P11.

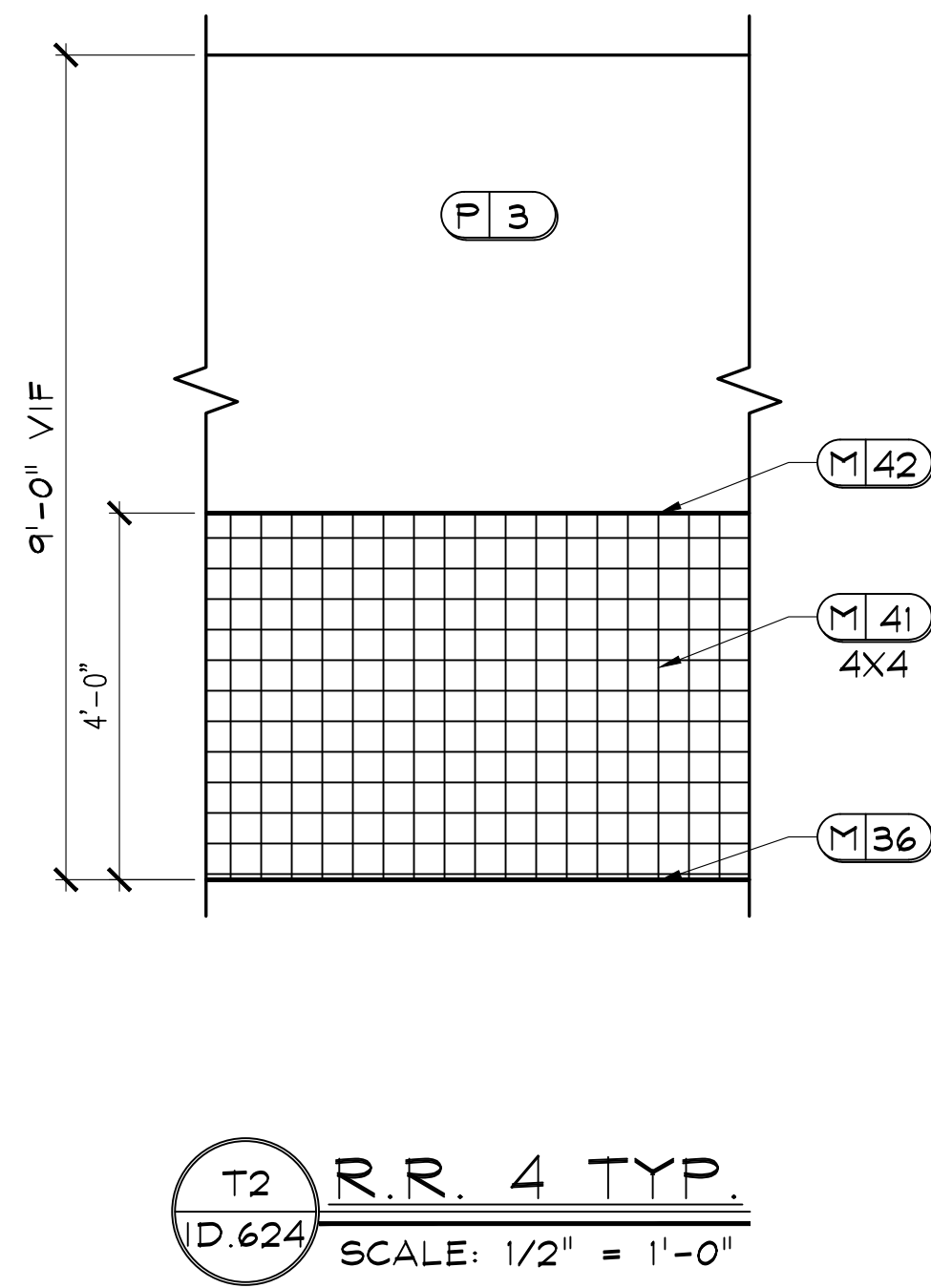


S6 SPEAKEASY
 ID.623 SCALE: 1/2" = 1'-0"
 NOTE: 1) ALL TRIM TO BE PAINTED P11.
 2) REFER TO ID.200B & ID.300B FOR LIGHTING LOCATIONS.

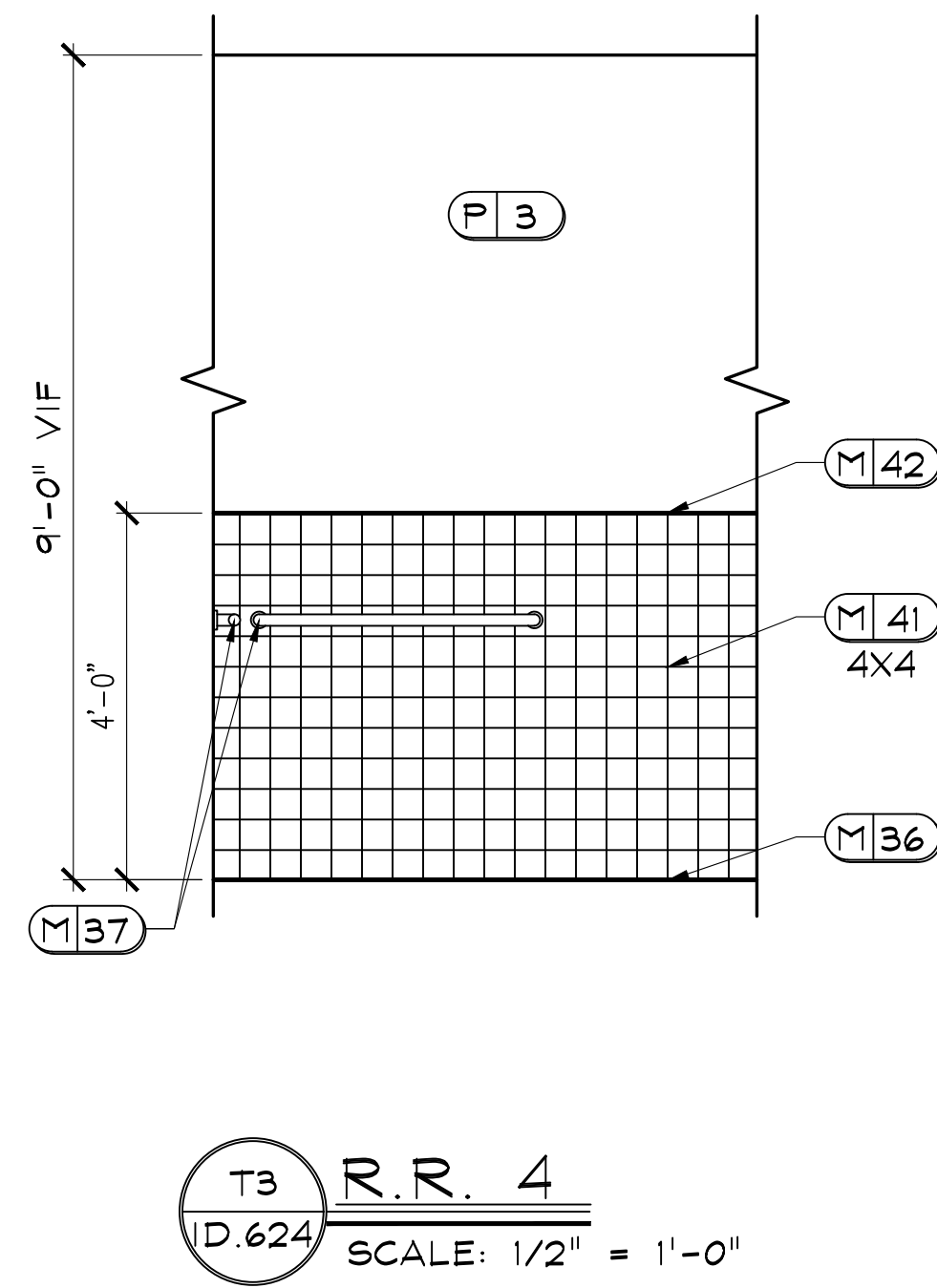
DR.	REV.	DATE	REMARKS
			IRS X

RELEASED FOR CONSTRUCTION
BEGIN DATE: 03.04.22
RELEASE DATE: 05.26.22
DESIGNER: JM
CAD DESIGNER: TP
REVIEWED BY: JM, TP, MG

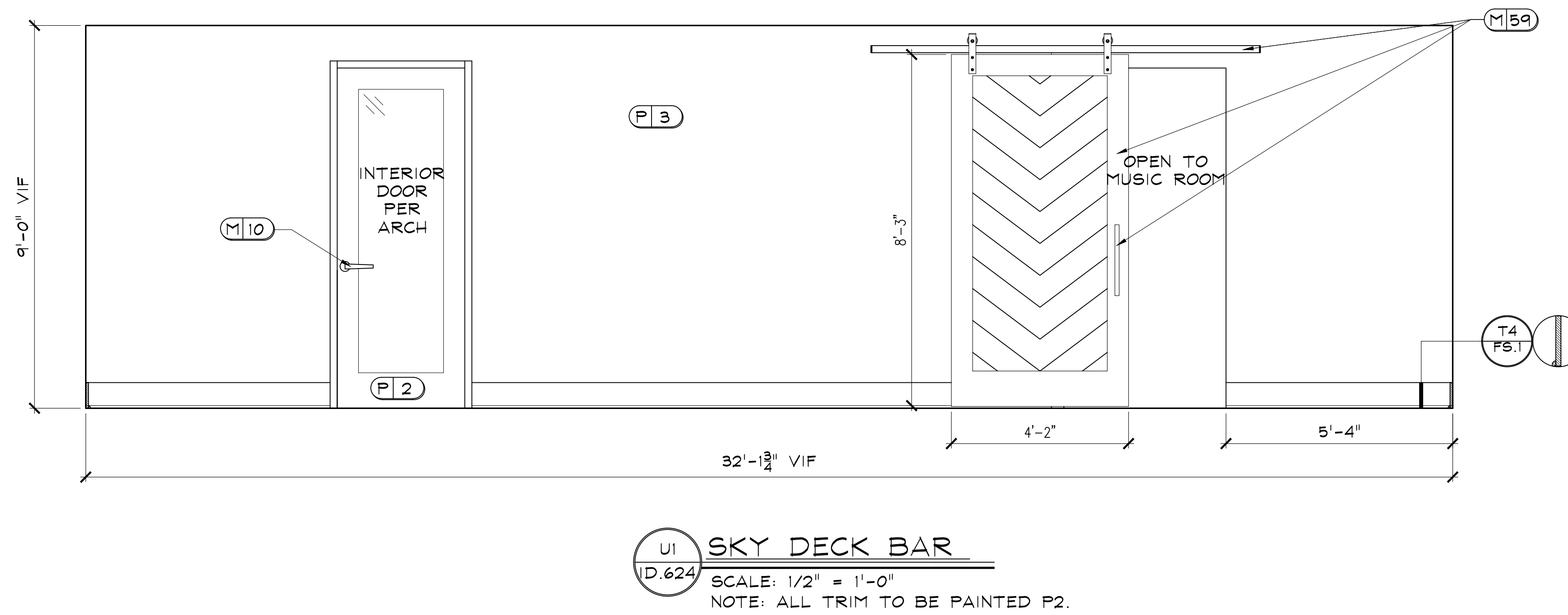
JOB # : 21180
TITLE: INTERIOR ELEVATIONS & DETAILS
SHEET: ID.623



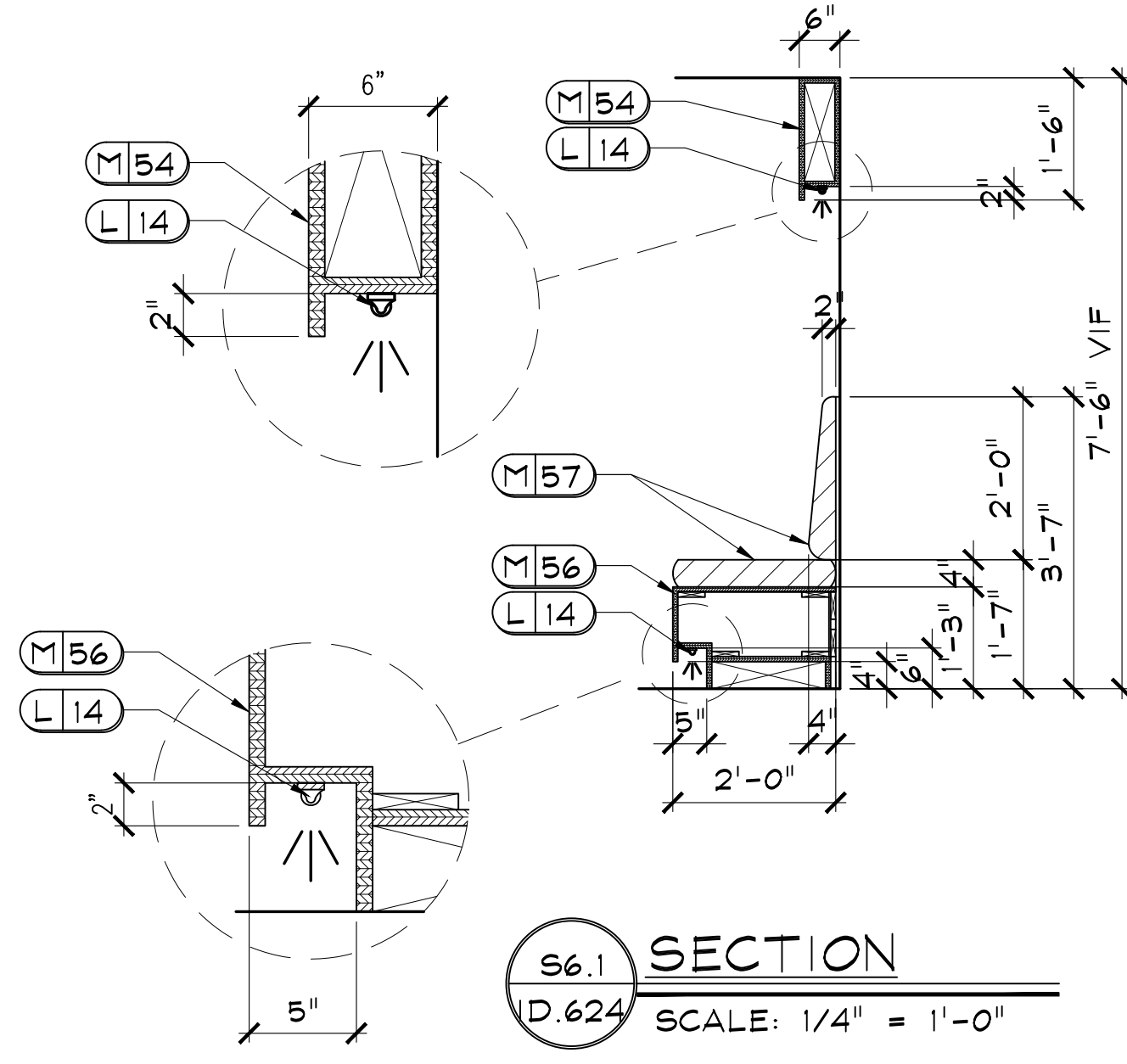
T2 R.R. 4 TYP.
D.624 SCALE: 1/2" = 1'-0"



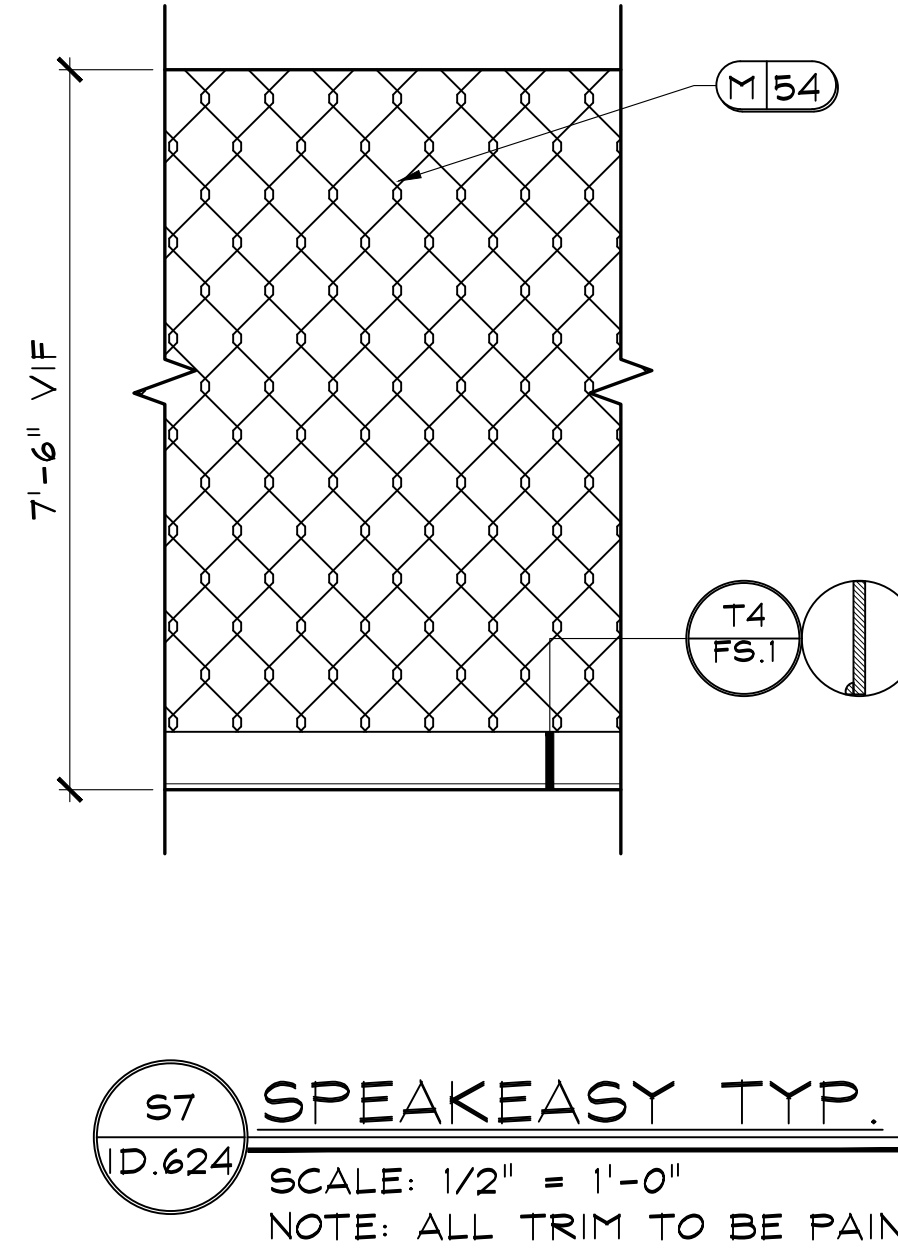
T3 R.R. 4
D.624 SCALE: 1/2" = 1'-0"



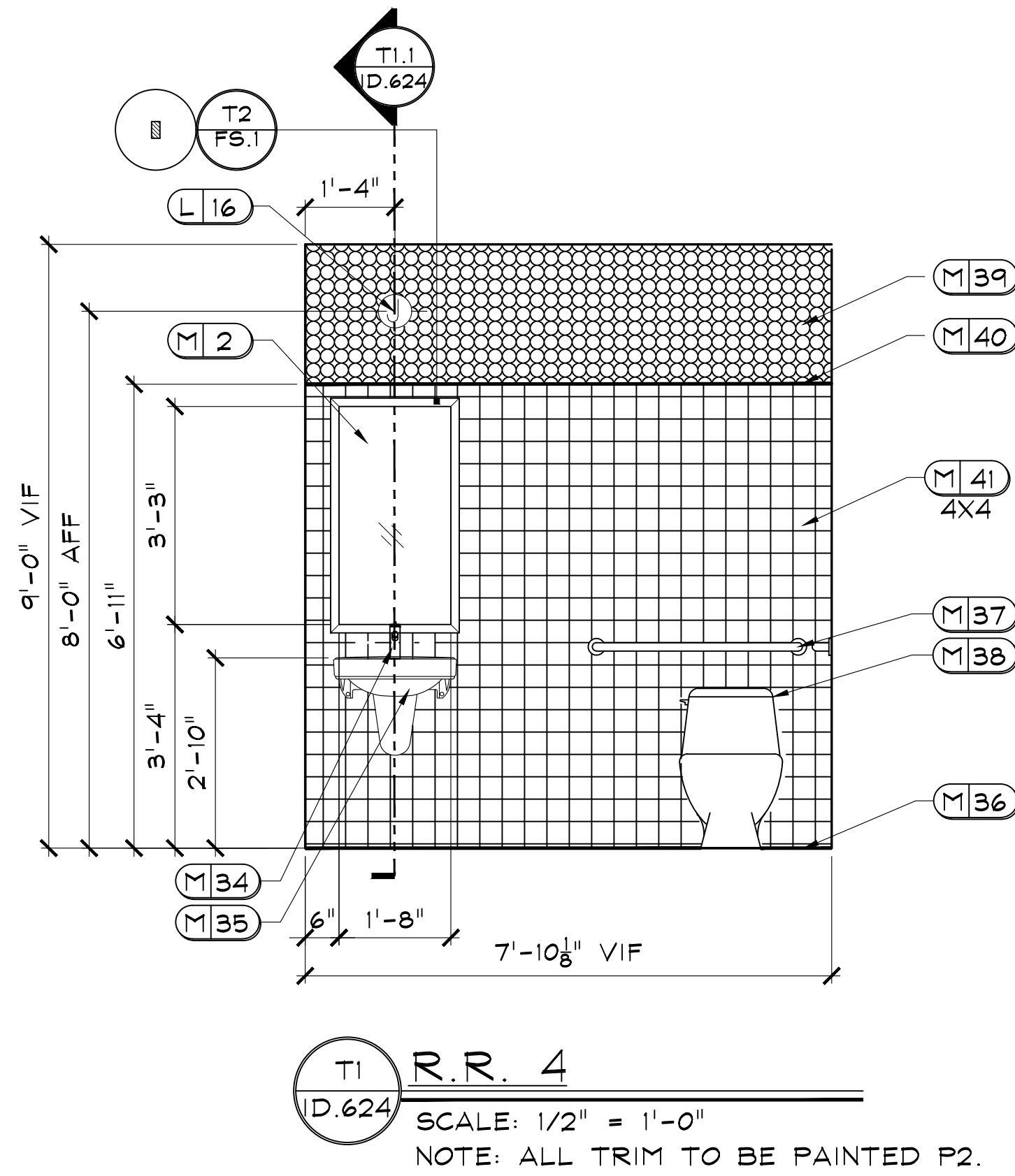
U1 SKY DECK BAR
D.624 SCALE: 1/2" = 1'-0"
NOTE: ALL TRIM TO BE PAINTED P2.



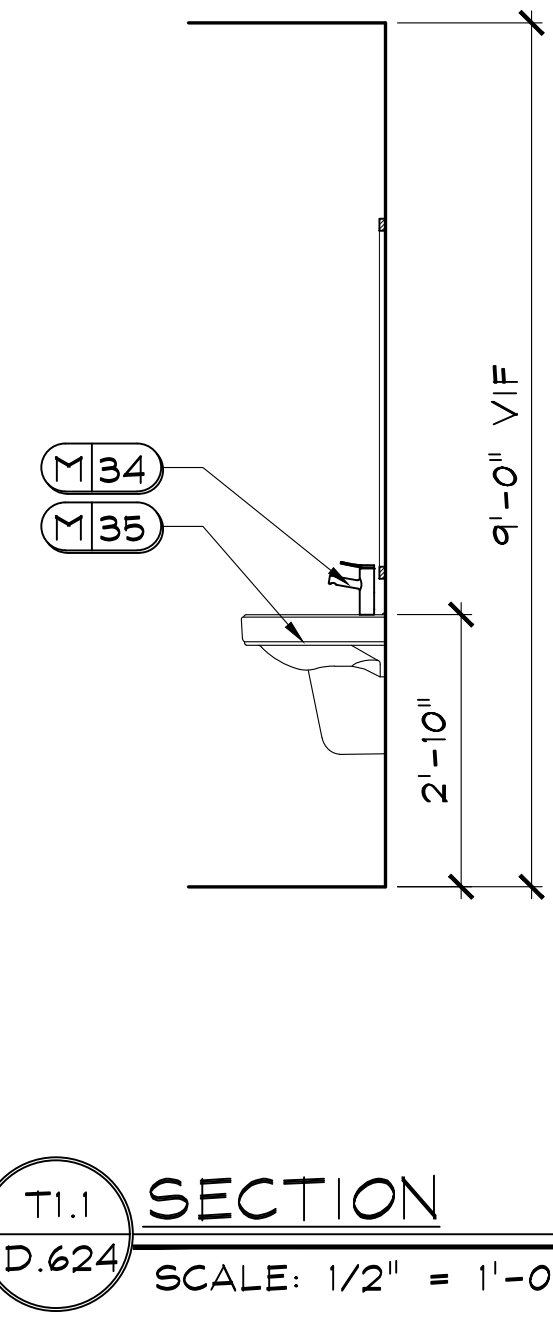
S6.1 SECTION
D.624 SCALE: 1/4" = 1'-0"



S7 SPEAKEASY TYP.
D.624 SCALE: 1/2" = 1'-0"
NOTE: ALL TRIM TO BE PAINTED P11.



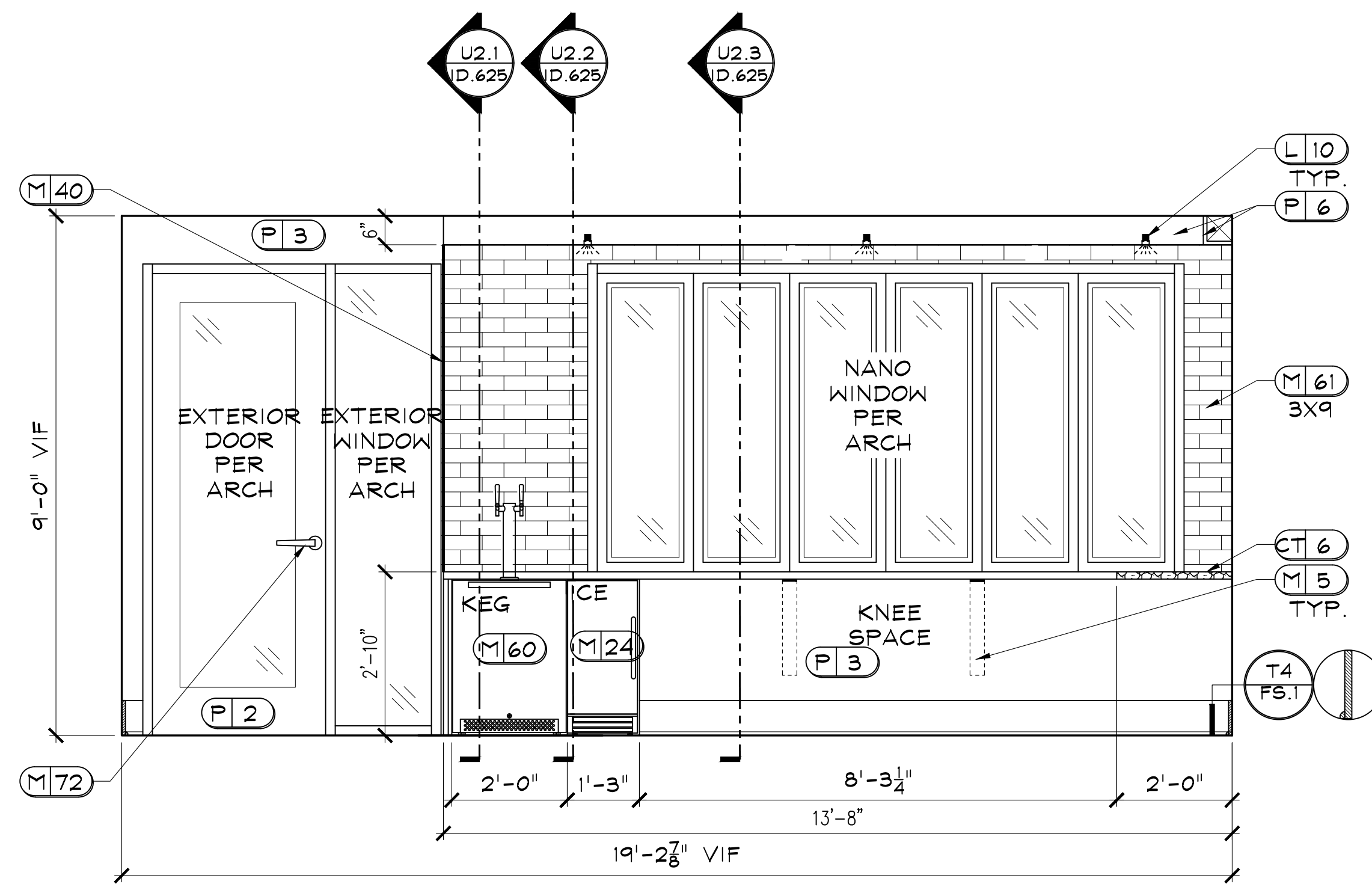
T1 R.R. 4
D.624 SCALE: 1/2" = 1'-0"
NOTE: ALL TRIM TO BE PAINTED P2.



T1.1 SECTION
D.624 SCALE: 1/2" = 1'-0"

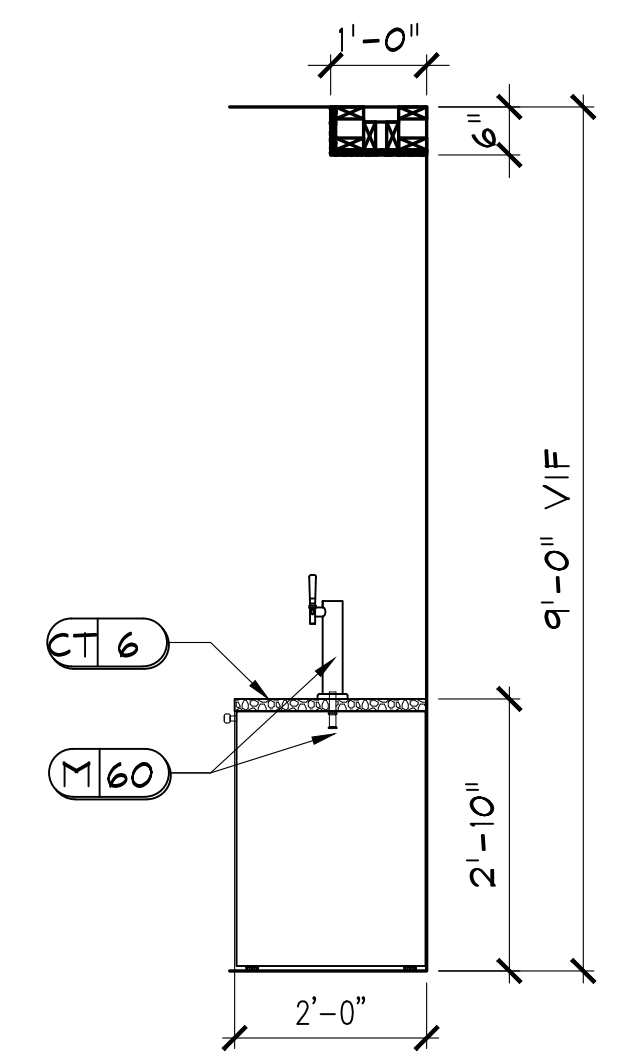
DR	REV.	DATE	REMARKS

CLUB AND AMENITIES @
ALTA ELLIOTT
GILBERT, AZ
WOOD PARTNERS

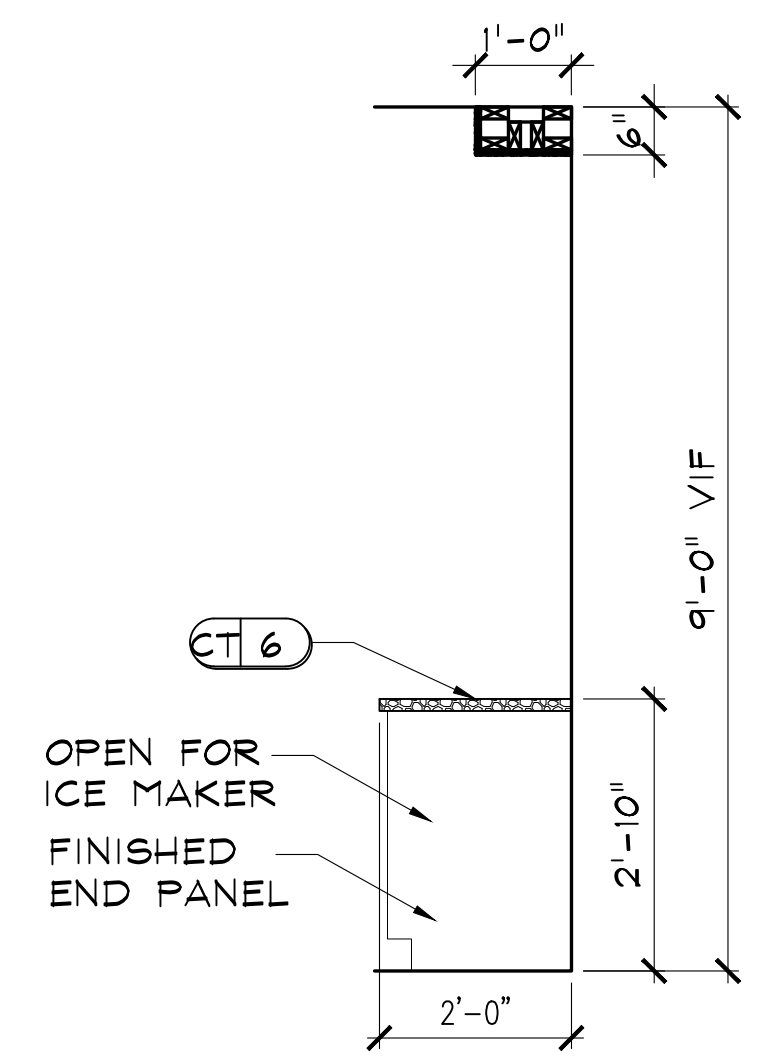


U2 SKY DECK BAR

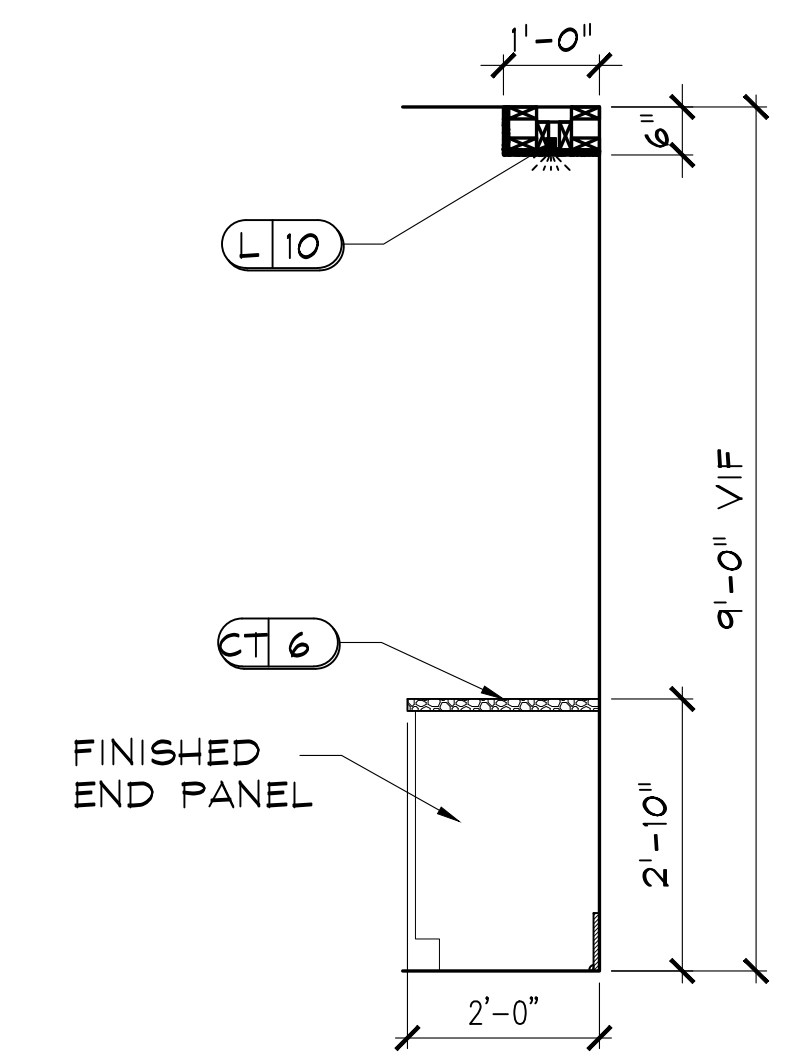
U2
ID.625
 SCALE: 1/2" = 1'-0"
 NOTE: 1) ALL TRIM TO BE PAINTED P2.
 2) REFER TO ID.201 FOR LIGHTING LOCATIONS.
 3) USE HIDDEN SUPPORT BRACKET M5 FOR SUPPORT AS NEEDED, MUST BE INSTALLED PRIOR TO INSTALLATION OF DRYWALL AND WITH REQUIRED BLOCKING.



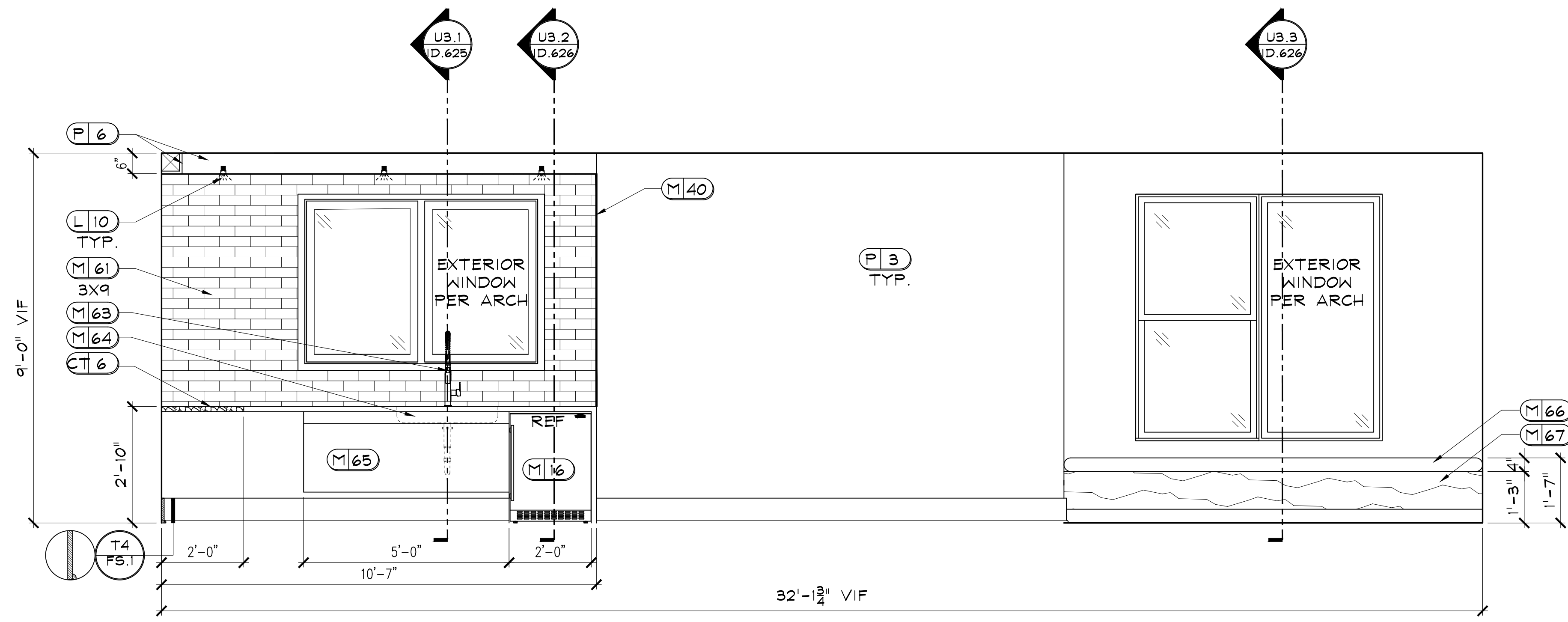
U2.1 SECTION
U2.1
ID.625
 SCALE: 1/2" = 1'-0"



U2.2 SECTION
U2.2
ID.625
 SCALE: 1/2" = 1'-0"

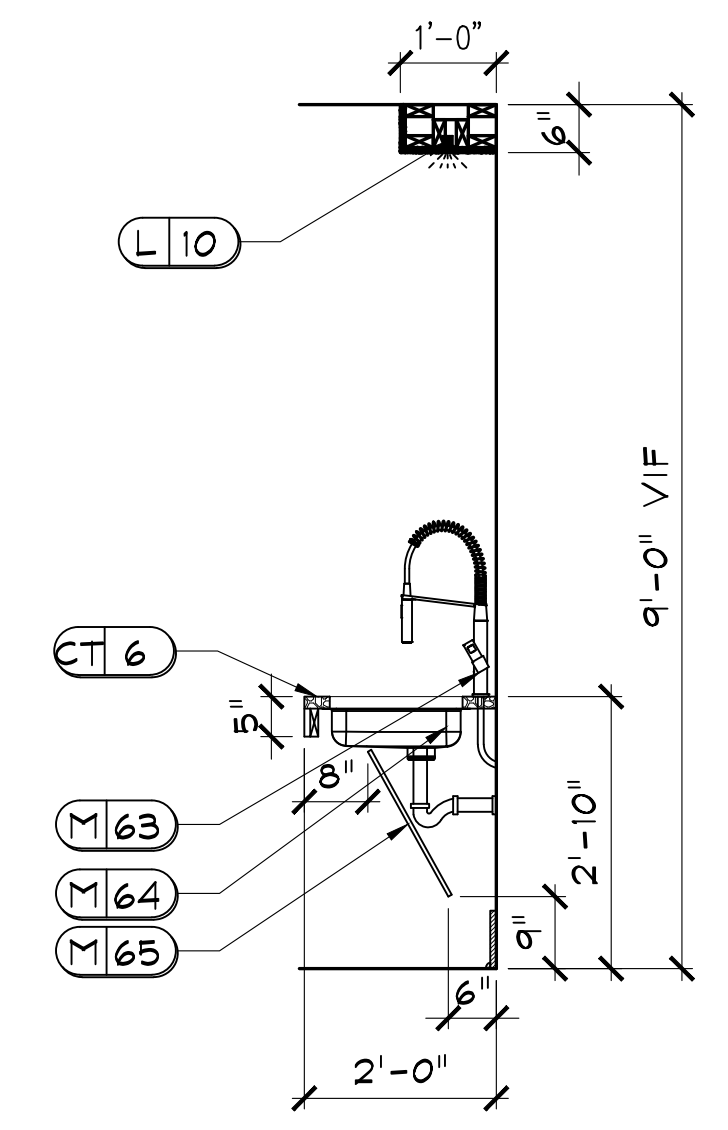


U2.3 SECTION
U2.3
ID.625
 SCALE: 1/2" = 1'-0"



U3 SKY DECK BAR

U3
ID.625
 SCALE: 1/2" = 1'-0"
 NOTE: 1) ALL TRIM TO BE PAINTED P2.
 2) REFER TO ID.201 FOR LIGHTING LOCATIONS.

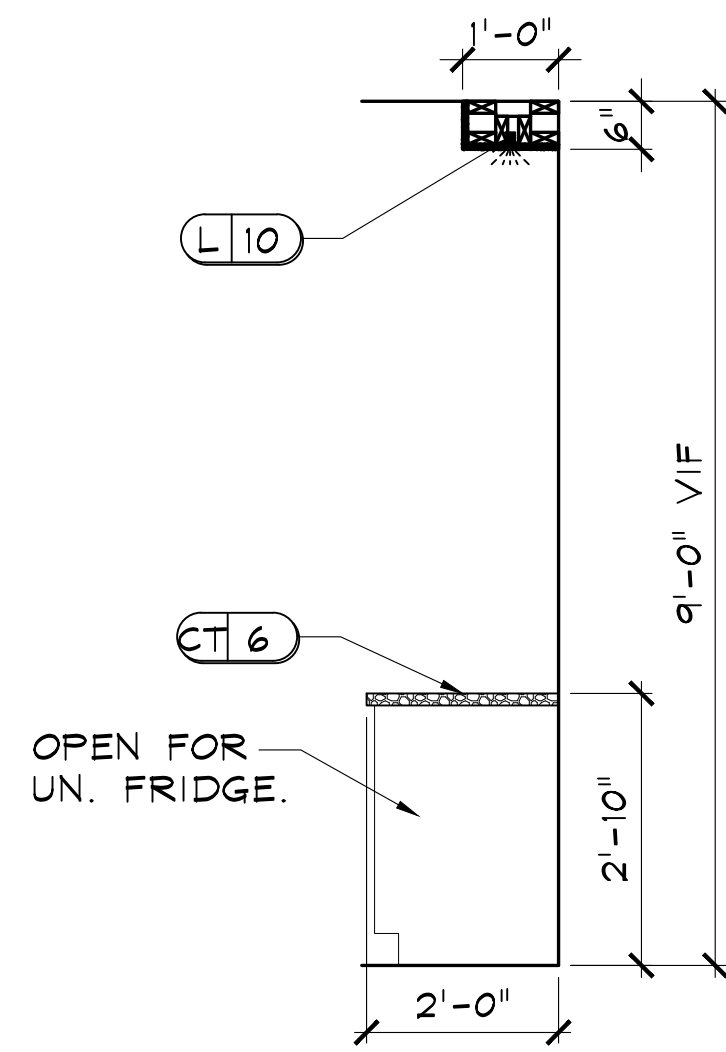


U3.1 SECTION
U3.1
ID.625
 SCALE: 1/2" = 1'-0"

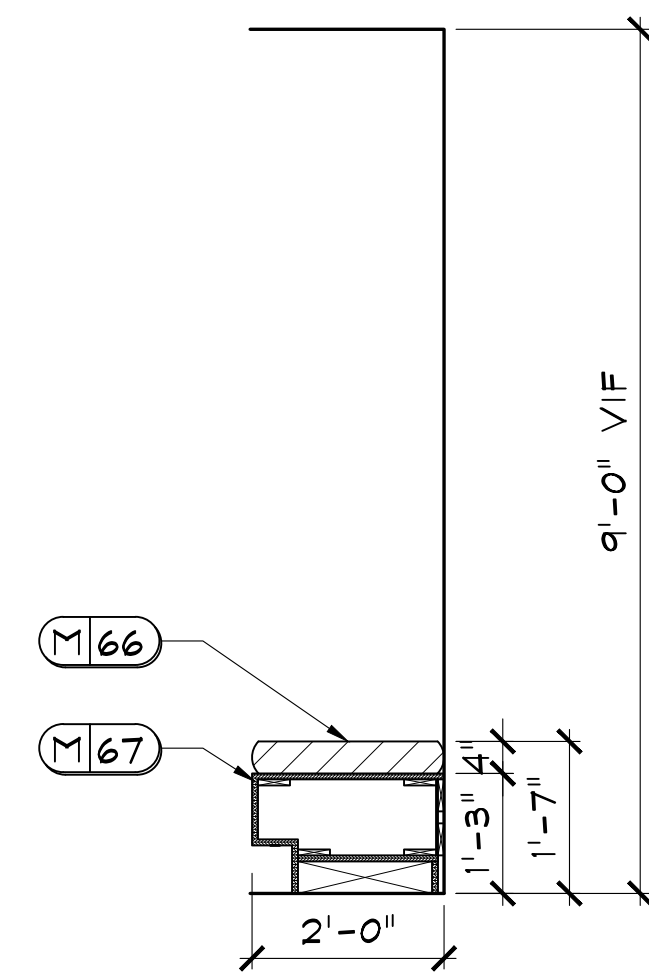
REVISIONS		
DR	REV.	DATE REMARKS

RELEASED FOR CONSTRUCTION
BEGIN DATE: 03.04.22
RELEASE DATE: 05.26.22
DESIGNER: JM
CAD DESIGNER: TP
REVIEWED BY: JM, TP, MG

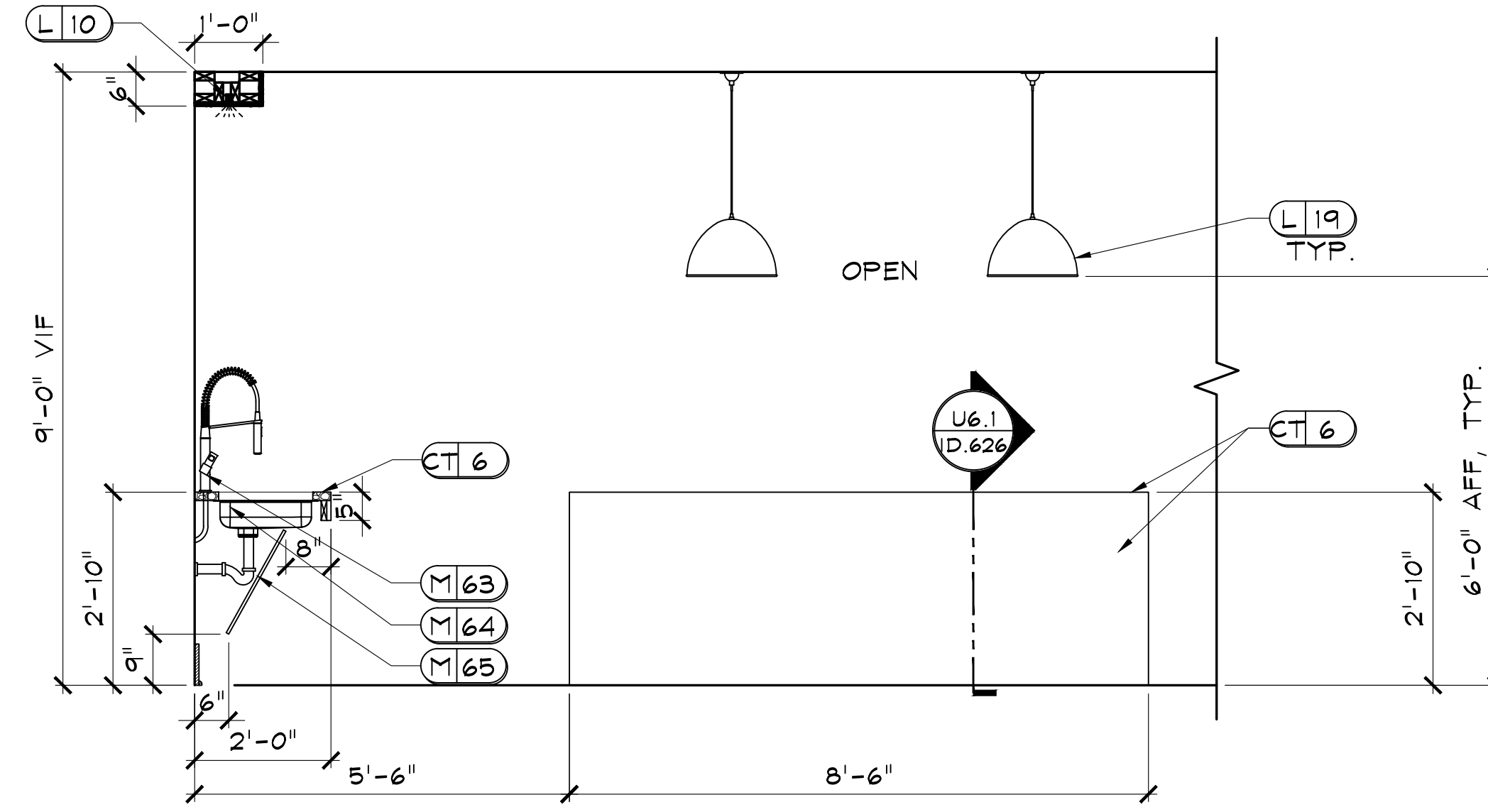
JOB # : 21180
INTERIOR ELEVATIONS & DETAILS
SHEET ID.625



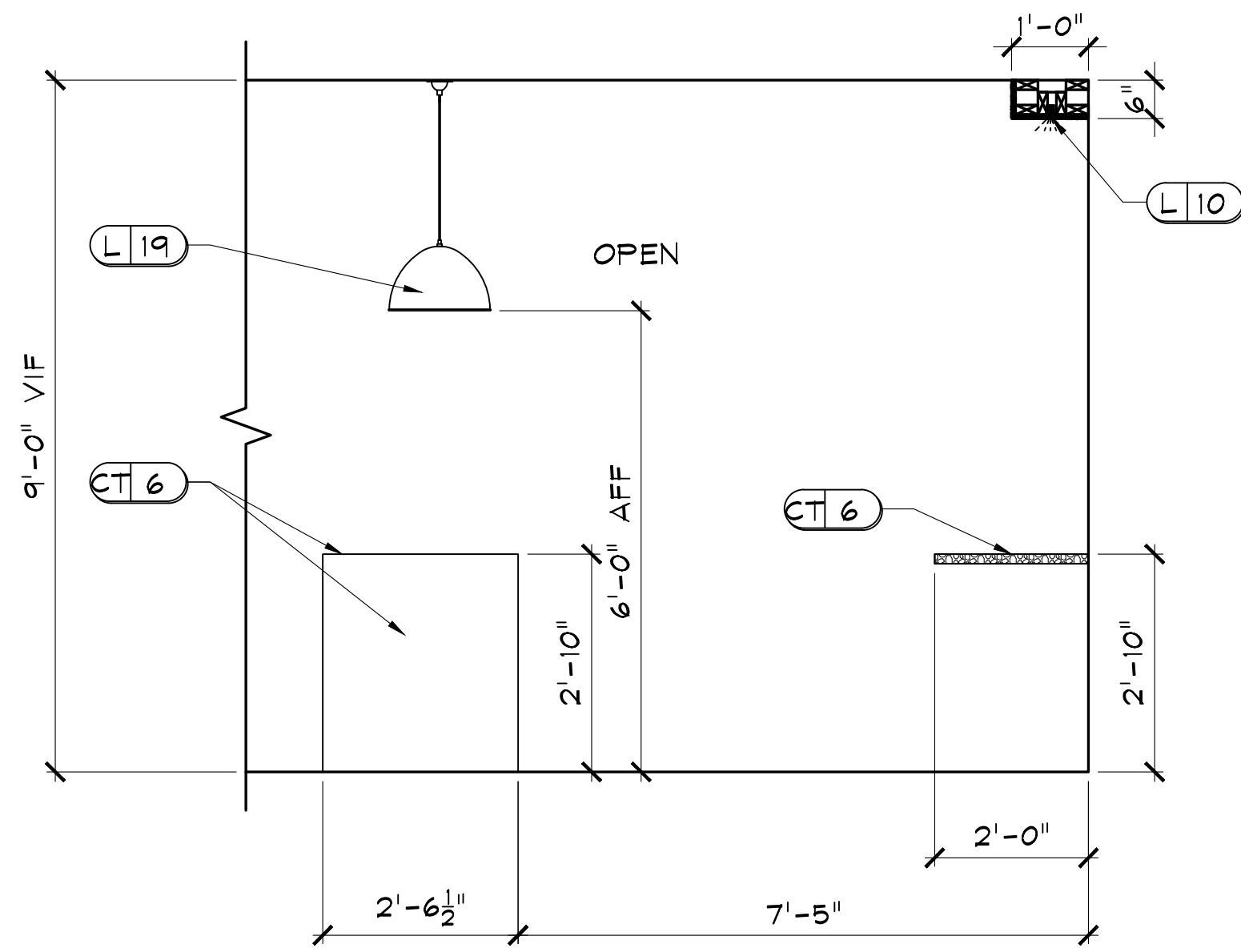
U3.2 SECTION
D.626 SCALE: 1/2" = 1'-0"



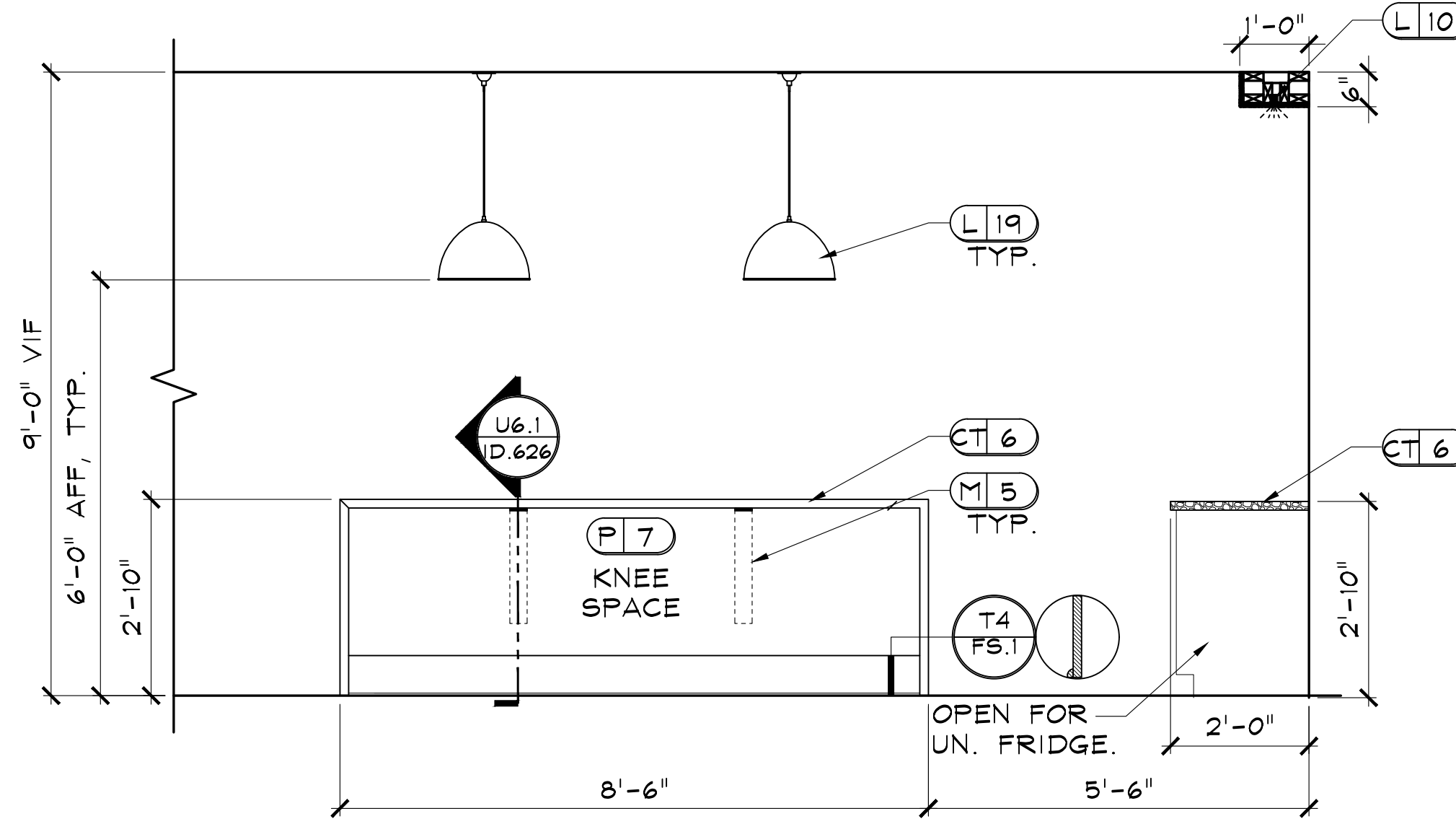
U3.3 SECTION
D.626 SCALE: 1/4" = 1'-0"



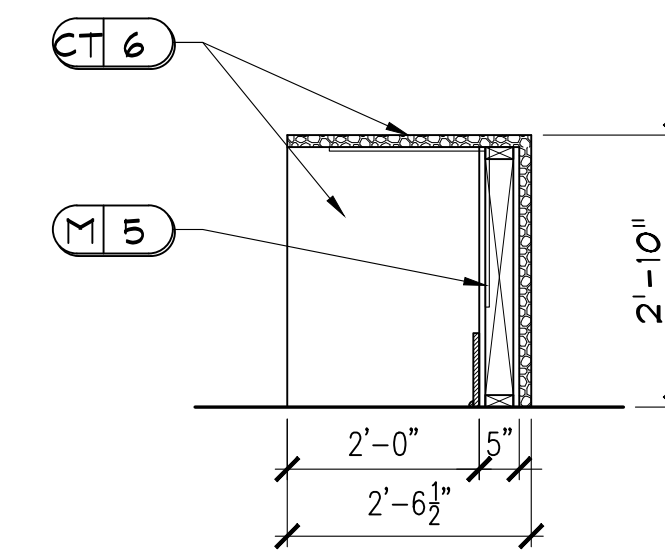
U4 SKY DECK BAR
D.626 SCALE: 1/2" = 1'-0"
NOTE: REFER TO ID.201 FOR LIGHTING LOCATIONS.



U5 SKY DECK BAR
D.626 SCALE: 1/2" = 1'-0"
NOTE: 1) REFER TO ID.201 FOR LIGHTING LOCATIONS.
2) OPPOSITE SIDE IS MIRROR IMAGE.



U6 SKY DECK BAR
D.626 SCALE: 1/2" = 1'-0"
NOTE: 1) ALL TRIM TO BE PAINTED P2.
2) REFER TO ID.201 FOR LIGHTING LOCATIONS.
3) USE HIDDEN SUPPORT BRACKET M5 FOR SUPPORT AS NEEDED, MUST BE INSTALLED PRIOR TO INSTALLATION OF DRYWALL AND WITH REQUIRED BLOCKING.



U6.1 SECTION
D.626 SCALE: 1/4" = 1'-0"

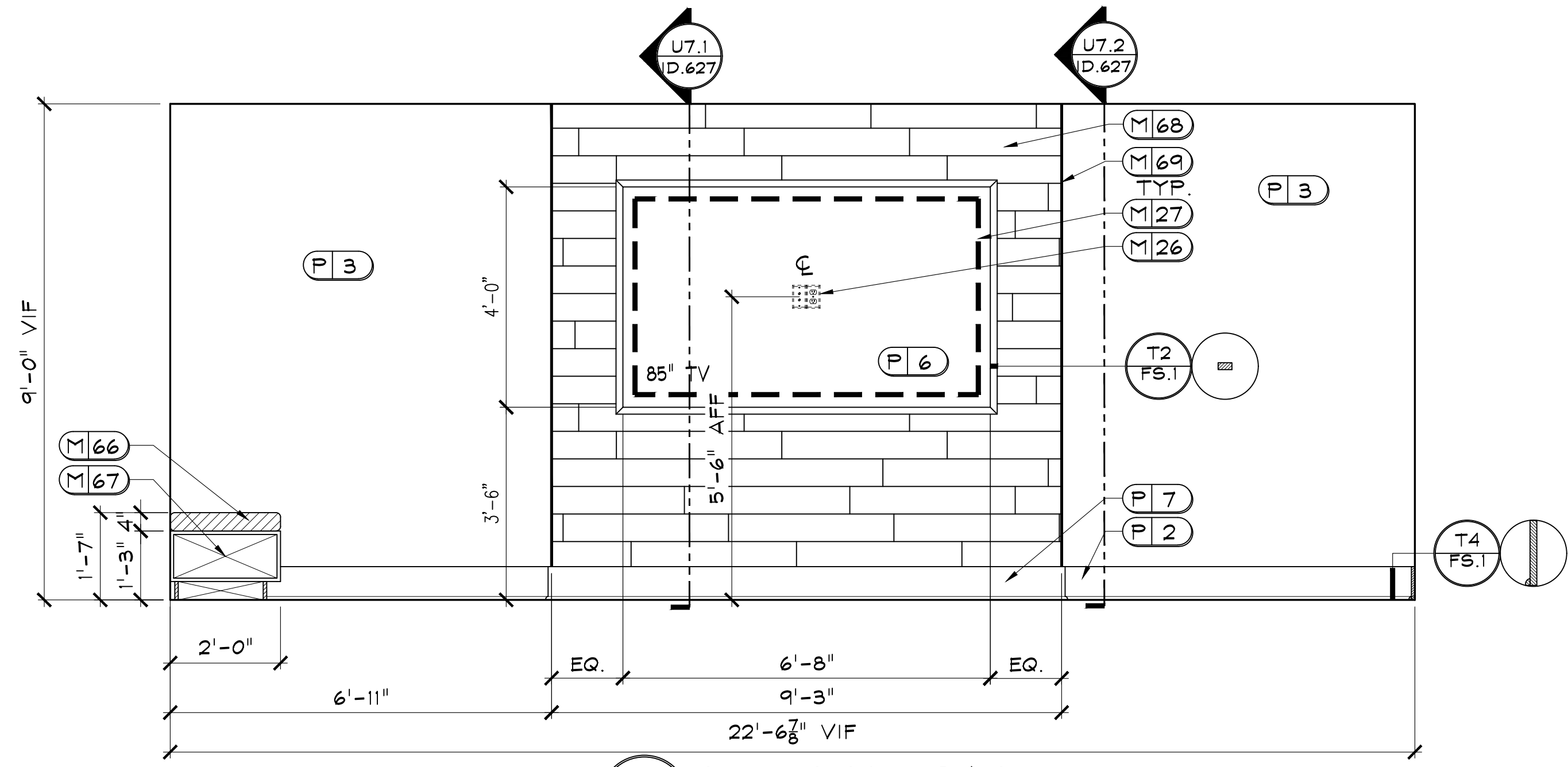
CLUB AND AMENITIES @
ALTA ELLIOTT
GILBERT, AZ
WOOD PARTNERS

DR	REV.	DATE	REMARKS
			IRS
			X

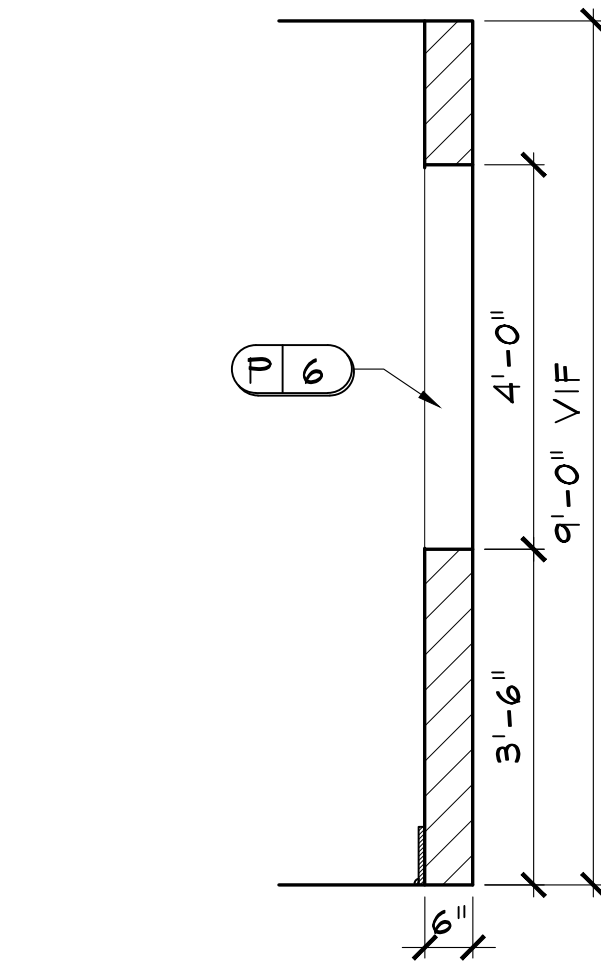
RELEASED FOR CONSTRUCTION
BEGIN DATE: 03.04.22
RELEASE DATE: 05.26.22
DESIGNER: JM
CAD DESIGNER: TP
REVIEWED BY: JM, TP, MG

JOB #: 21180
TITLE: INTERIOR ELEVATIONS & DETAILS
SHEET: **ID.626**

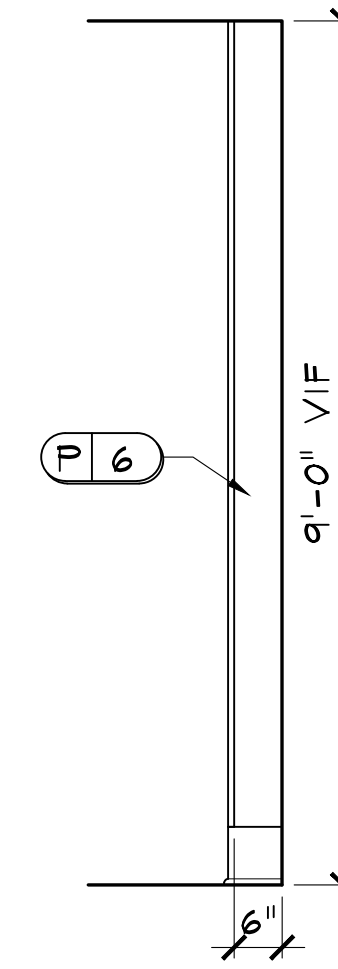
DEi
DESIGN ENVIRONMENTS
INTERIOR DESIGN, SPACE PLANNING, MARKETING
3025 CHASTAIN MEADOWS PARKWAY STE. 200
PHOENIX, AZ 85028
PHONE: 770-429-3200 FAX: 770-429-3201
E-MAIL: EMAIL@DESIGNENVIRONMENTS.COM
This Drawing is the property of Design Environments. It is to be used for the project and site for which it was prepared and may not be used without their written permission.



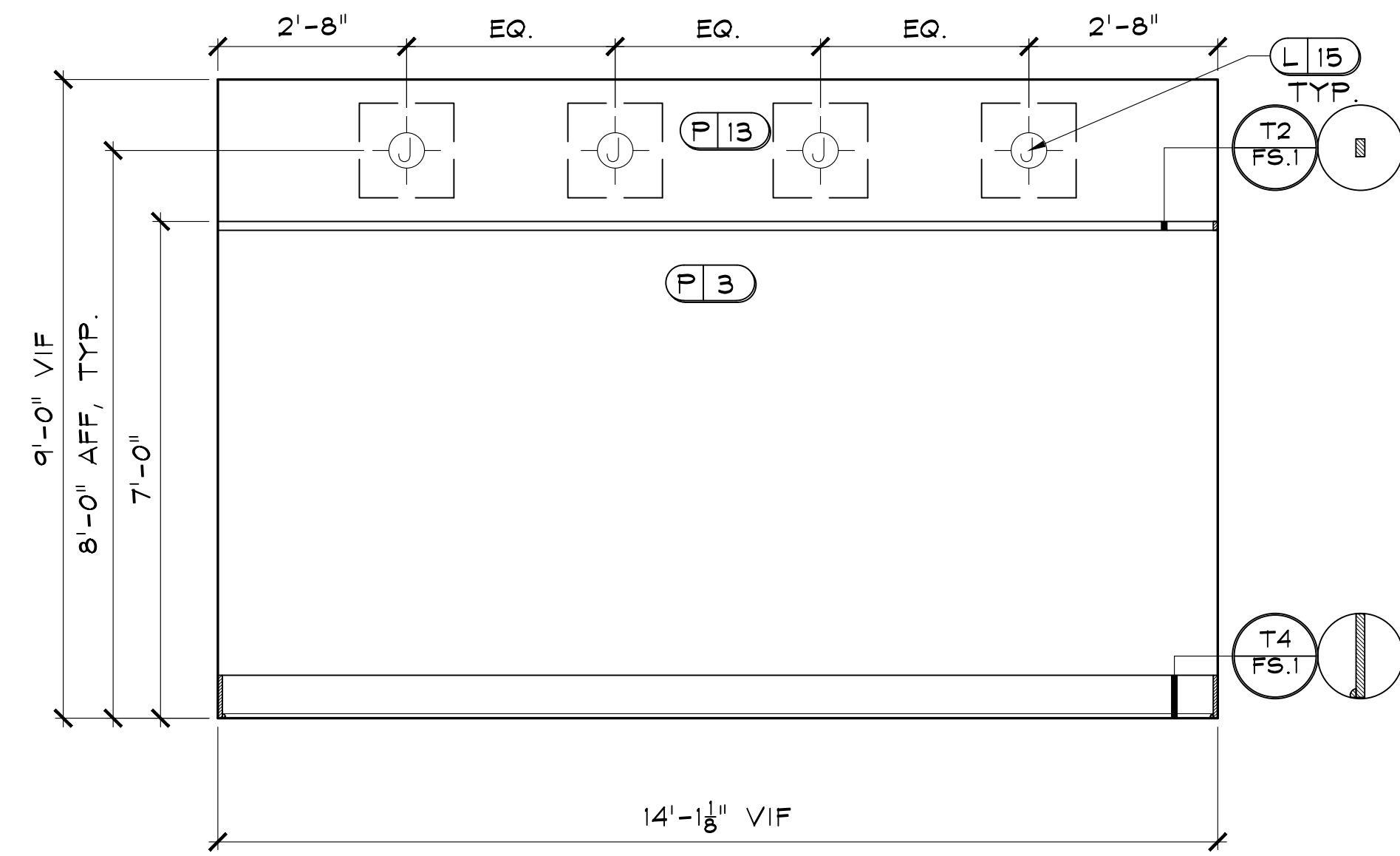
U7 SKY DECK BAR
 D.627 SCALE: 1/2" = 1'-0"
 NOTE: 1) ALL TRIM TO BE PAINTED P2 UNLESS OTHERWISE NOTED.
 2) T4/FS.1 ON TV WALL TO BE PAINTED P7.



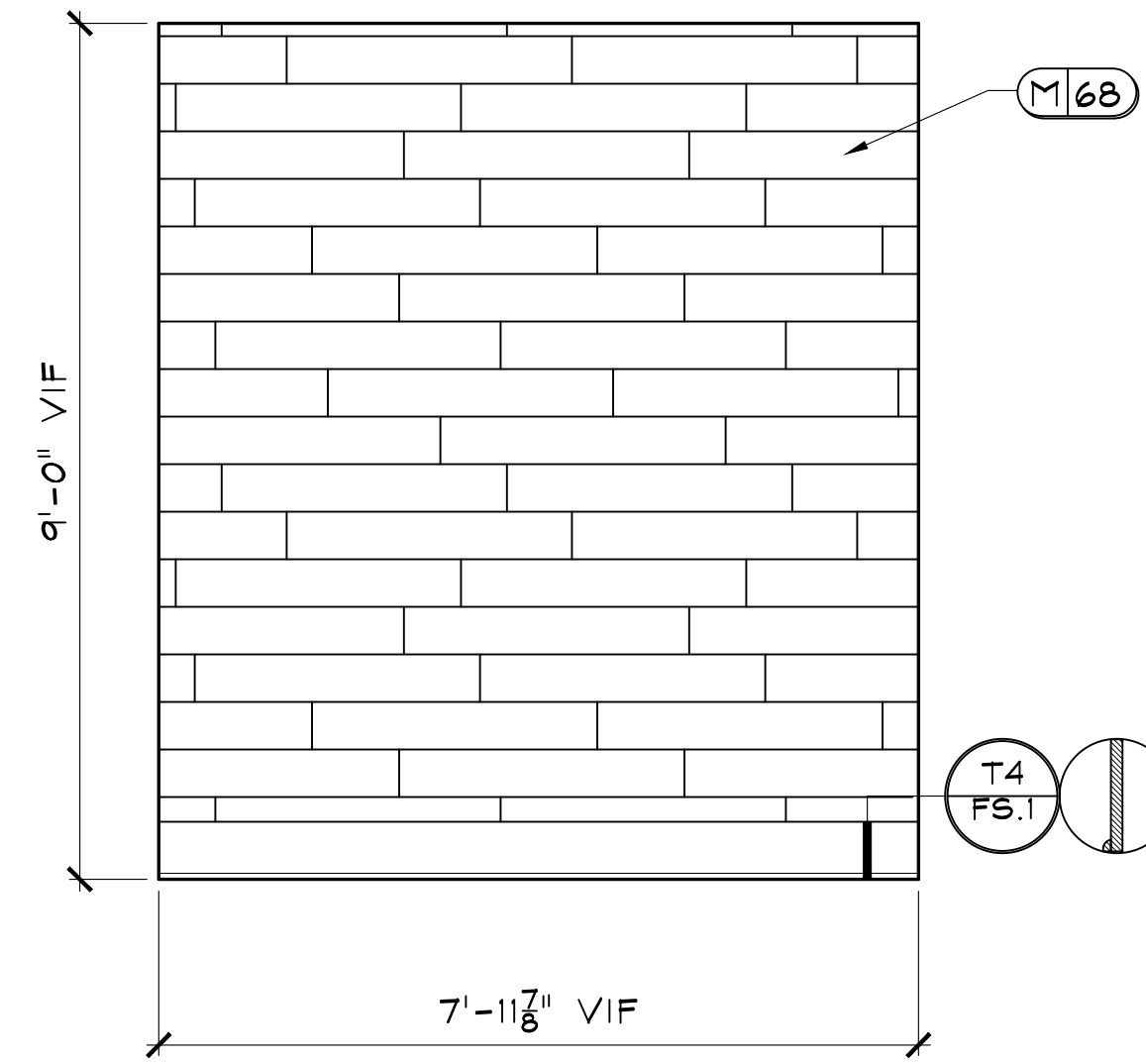
U7.1 SECTION
 D.627 SCALE: 1/4" = 1'-0"



U7.2 SECTION
 D.627 SCALE: 1/4" = 1'-0"

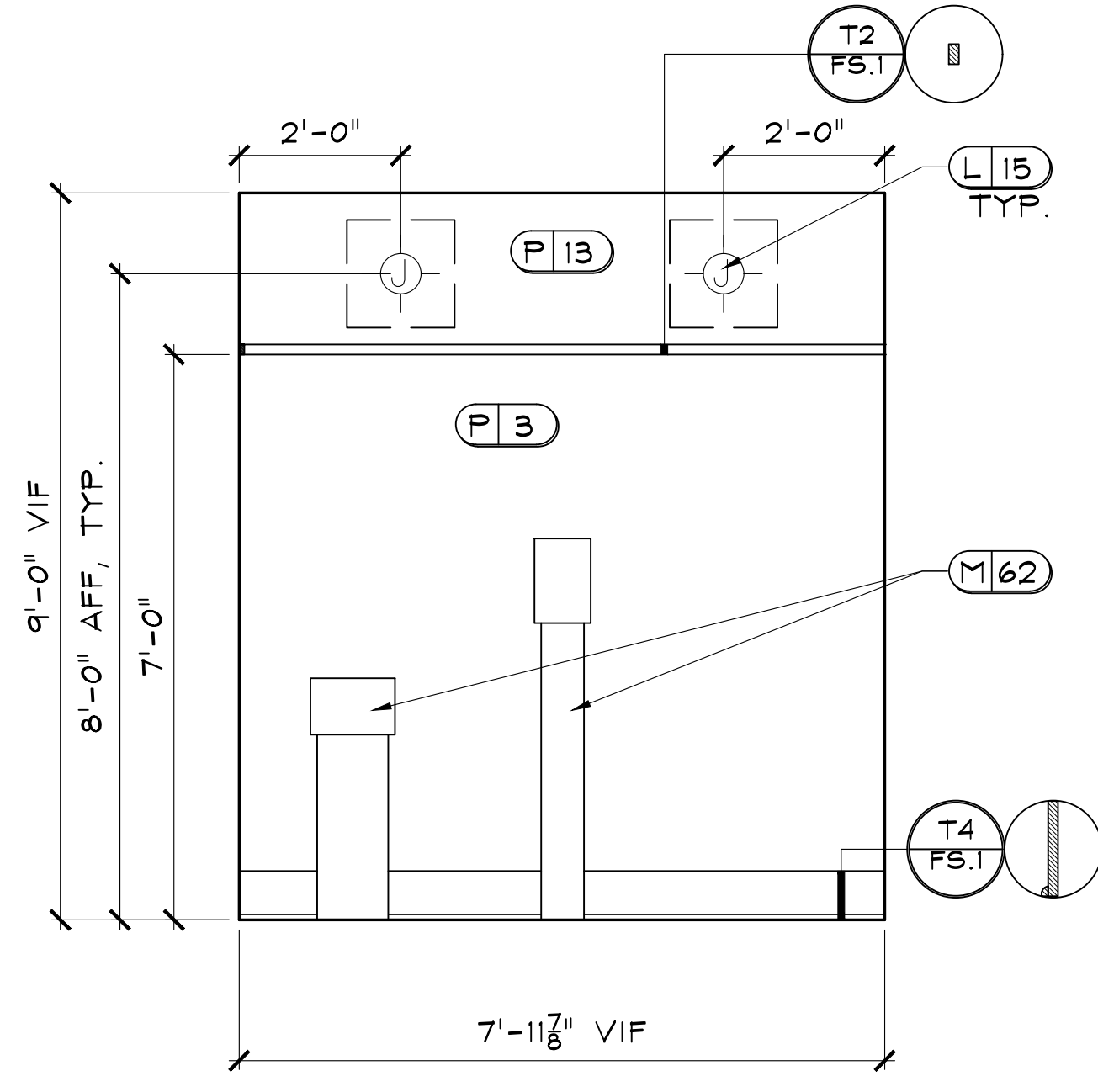


V1 MUSIC ROOM
 D.627 SCALE: 1/2" = 1'-0"
 NOTE: ALL TRIM TO BE PAINTED P2.

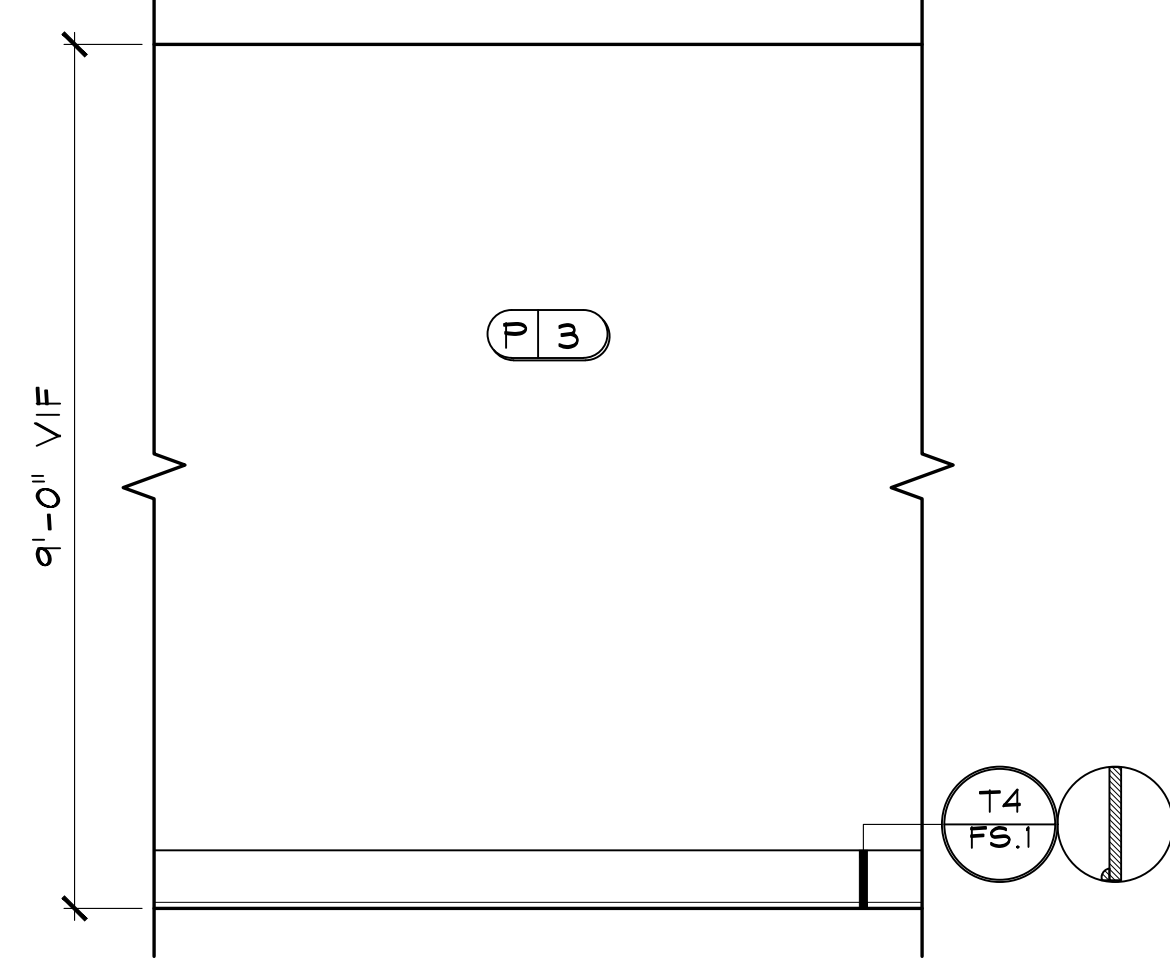


V2 MUSIC ROOM
 D.627 SCALE: 1/2" = 1'-0"
 NOTE: ALL TRIM TO BE PAINTED P2.

DR	REV.	DATE	REMARKS
			HR
			X



V3 MUSIC ROOM
 D.628 SCALE: 1/2" = 1'-0"
 NOTE: ALL TRIM TO BE PAINTED P2.



V4 MUSIC ROOM TYP.
 D.628 SCALE: 1/2" = 1'-0"
 NOTE: ALL TRIM TO BE PAINTED P2.

JOB # : 21180
 TITLE:
 INTERIOR ELEVATIONS &
 DETAILS
 SHEET:
ID.628

RELEASED FOR CONSTRUCTION
 BEGIN DATE: 03.04.22
 RELEASE DATE: 05.26.22
 DESIGNER: JM
 CAD DESIGNER: TP
 REVIEWED BY: JM, TP, MG

REVISIONS

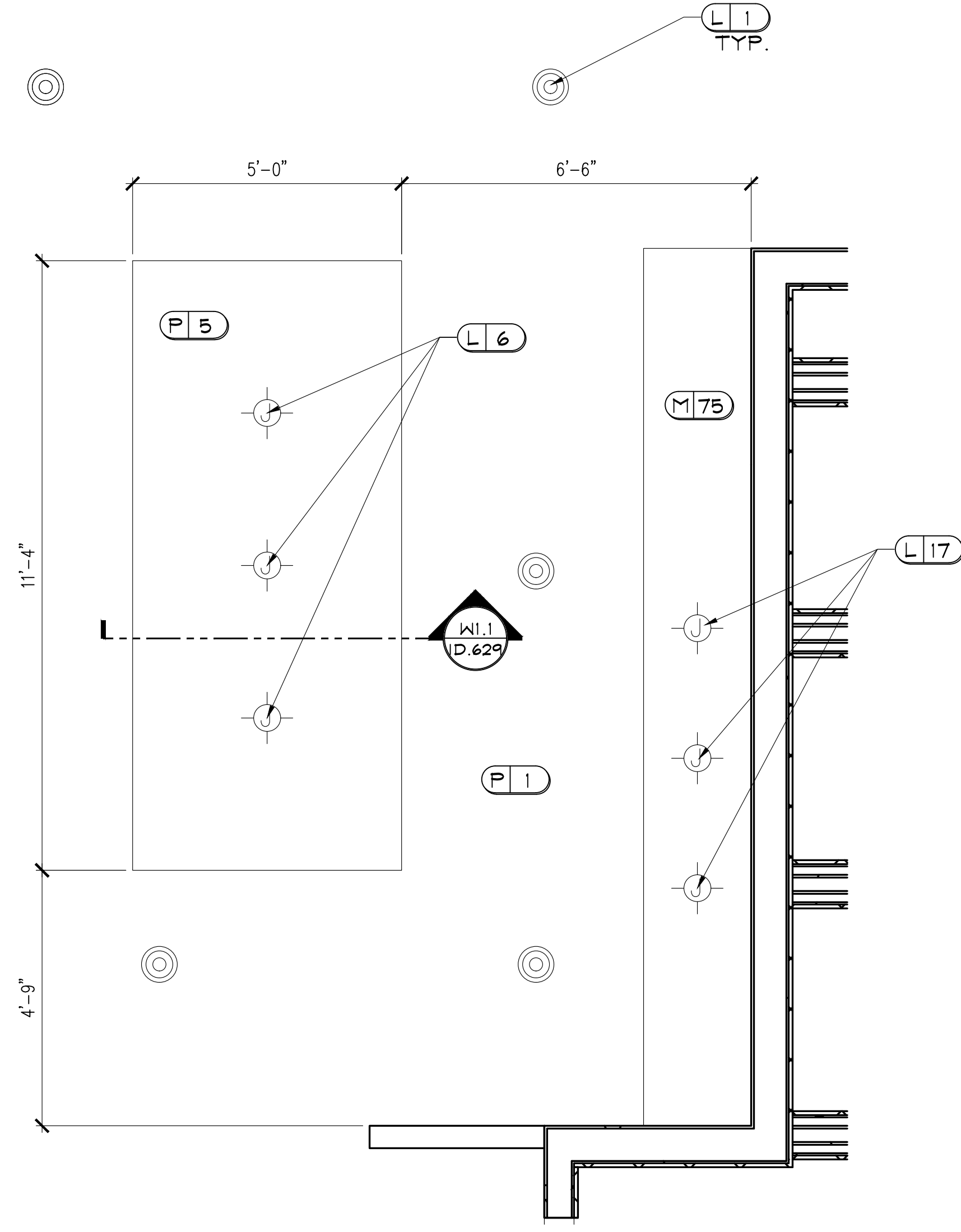
DR	REV.	DATE	REMARKS	HR
				X

CLUB AND AMENITIES @
ALTA ELLIOTT
GILBERT, AZ
WOOD PARTNERS

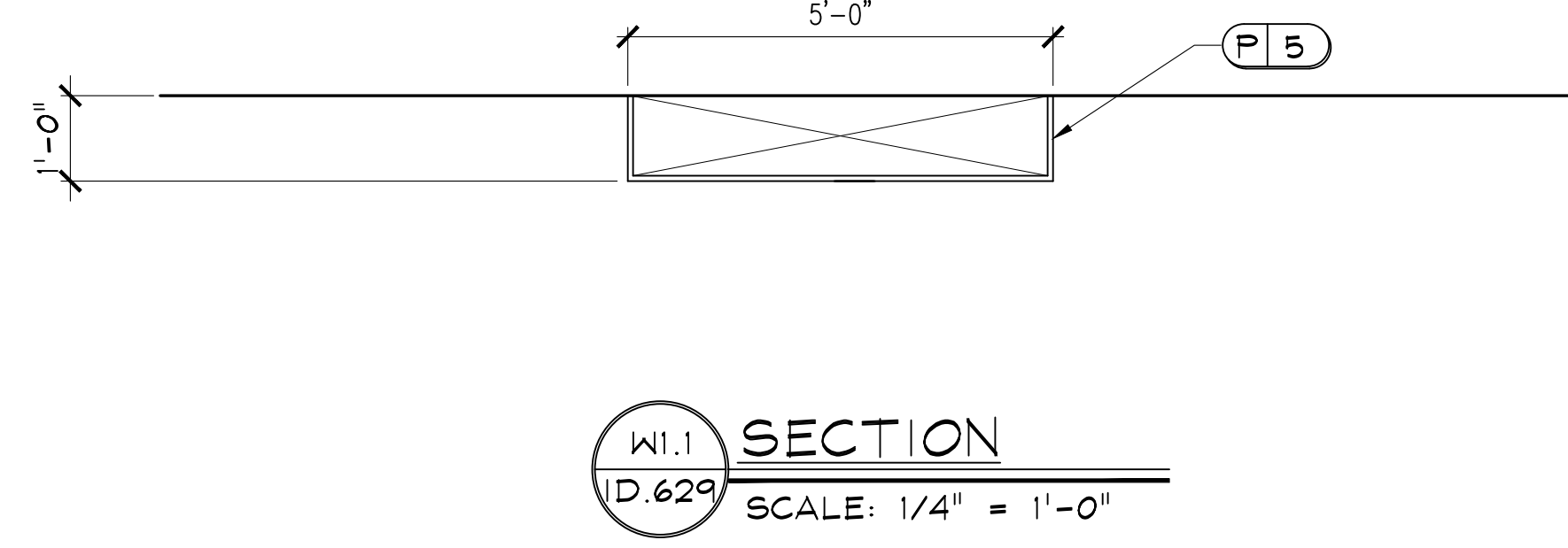
DEi
 DESIGN ENVIRONMENTS

INTERIOR DESIGN, SPACE PLANNING, MARKETING
 3025 CANTON MEADOWS PARKWAY STE. 200
 PHOENIX, AZ 85018
 PHONE 770-429-3200 FAX 770-429-3201
 E-MAIL: DMAL@DESIGNENVIRONMENTS.COM

This Drawing is the property of Design Environments and is not to be reproduced or used without their written permission.



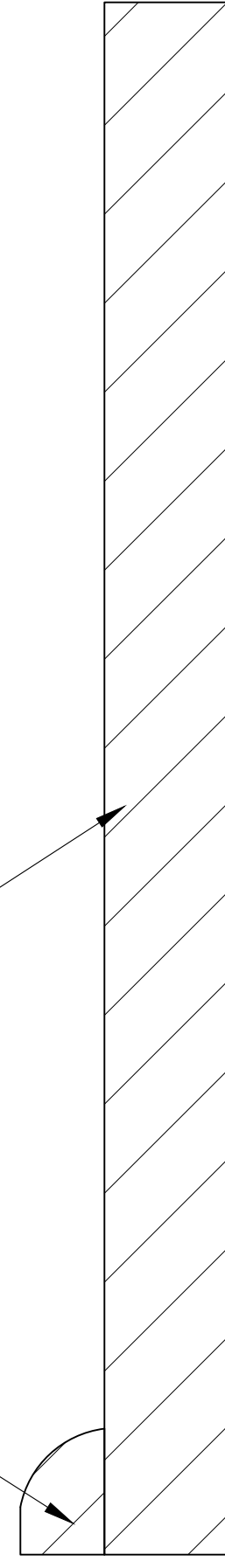
WI CLUBHOUSE CEILING DETAIL
 ID.629 SCALE: 1/2" = 1'-0"
 NOTE: 1) REFER TO ID.200A FOR LIGHTING LOCATIONS.
 2) MITER ALL EDGES OF M75.



REVISIONS		DR	REV.	DATE	REMARKS	HR
						X

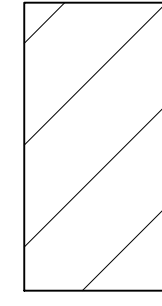
1X10
PER BUILDER
STOCK
3/4" X 9 1/4"
PAINT GRADE

RB-127
RANDALL BROTHERS
SHOE MOULD
1/2" X 3/4"
PAINT GRADE



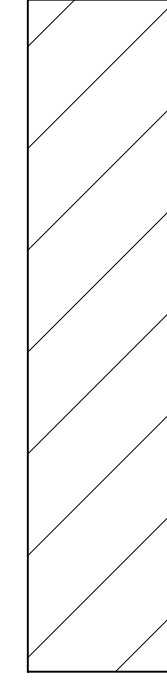
T1 MOULDING PROFILE
FS.1 FULL SCALE

1X2
PER BUILDER
STOCK
3/4" X 1 1/2"
PAINT GRADE



T2 MOULDING PROFILE
FS.1 FULL SCALE

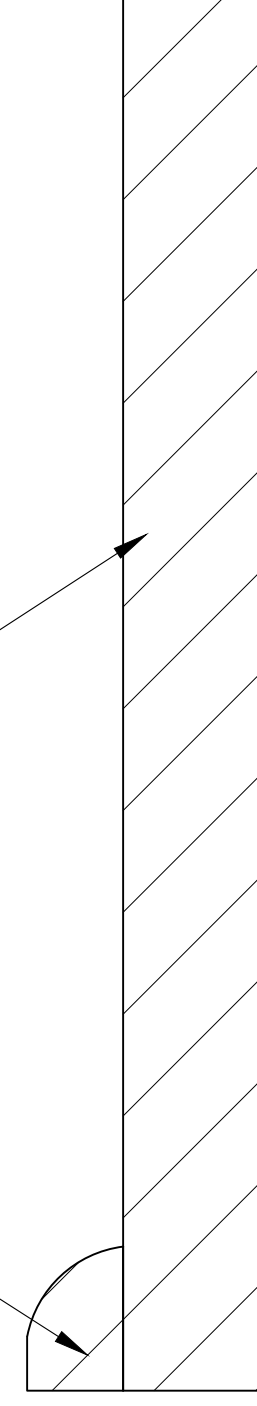
1X4
PER BUILDER
STOCK
3/4" X 3 1/2"
PAINT GRADE



T3 MOULDING PROFILE
FS.1 FULL SCALE

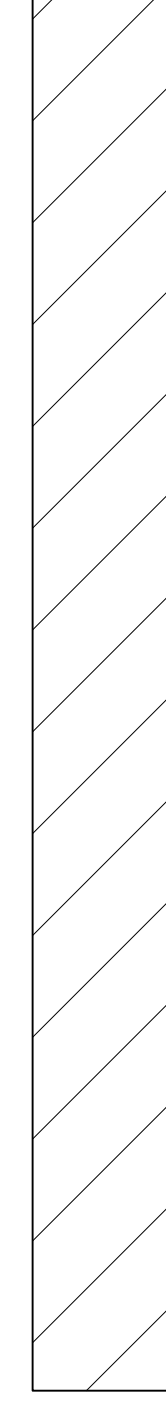
1X8
PER BUILDER
STOCK
3/4" X 7 1/4"
PAINT GRADE

RB-127
RANDALL BROTHERS
SHOE MOULD
1/2" X 3/4"
PAINT GRADE



T4 MOULDING PROFILE
FS.1 FULL SCALE

1X8
PER BUILDER
STOCK
3/4" X 7 1/4"
PAINT GRADE



T5 MOULDING PROFILE
FS.1 FULL SCALE

JOB # : 21180
TITLE: MOULDING
PROFILES
SHEET: FS.1

RELEASED
FOR CONSTRUCTION
BEGIN DATE: 03.04.22
RELEASE DATE: 05.26.22
DESIGNER: JM
CAD DESIGNER: TP
REVIEWED BY: JM, TP, MG

REVISIONS				
DR	REV.	DATE	REMARKS	HRS
				X

CLUB AND AMENITIES @
ALTA ELLIOTT
GILBERT, AZ
WOOD PARTNERS

DEi
DESIGN
ENVIRONMENTS

INTERIOR DESIGN, SPACE PLANNING, MARKETING
3025 CHASTAIN MEADOWS PARKWAY STE. 200
PHOENIX, AZ 85028
PHONE 770-429-3200 FAX 770-429-3201
EMAIL EMAIL@DESIGNENVIRONMENTS.COM

This Drawing is the property of Design
Environments and is not to be
used without their written permission

FINISH SCHEDULES

FLOORING SCHEDULE

ID	ROOM NAME	LOCATION	MATERIAL / FINISH	MANUFACTURER	SERIES / LINE	COLOR NUMBER / NAME	FIRE RATING	SPECIAL NOTES
F1	LEASING, CLUBHOUSE, SOCIAL, HALL	FLOORING, STAGE	9 X 36 TILE	TRINITY TILE	ORCHARD	NIGHT/ MATTE		INSTALL IN HERRINGBONE PATTERN. GROUT: CUSTOM BUILDING PRODUCTS # 540 TRUFFLE. CONTACT: ELIZABETH CHAMBLEY 770-856-5139.
F2	OFFICE 1, OFFICE 2, MICRO OFFICE 1, MICRO OFFICE 2, MICRO OFFICE 3	FLOORING	9 X 36 CARPET TILE	SHAW CONTRACT	FAMILIAR TILE/ 5T235	GREIGE/ 33516		INSTALL IN ASHLAR PATTERN. CONTACT: JESSA FINNEGAN 404-558-1806.
F3	WKRM	FLOORING	LVT	PER BUILDER	MATCH TO UNITS	MATCH TO UNITS		
F4	YOGA/ SPIN	FLOORING	LVT	TRINITY SURFACES	BLACK ROCK	GAP YDM-12-6		CONTACT: ELIZABETH CHAMBLEY 770-856-5139.
F5	FITNESS	FLOORING	8.2 MM RUBBER	CAPRI CORK	TWIST	FLINT		1-800-492-2613. 4' WIDE ROLL.
F6	PARCEL ,MAIL CENTER, SKY DECK BAR, MUSIC ROOM	FLOORING	24 X 48 TILE	DELCONCA USA	GAMMA	HXC10 BIANCO 24 X 48 PLUS		CONTACT: 865-657-3550. INSTALL IN HORIZONTAL STACKED PATTERN. GROUT: CUSTOM BUILDING PRODUCTS # 185 NEW TAUPE
F7	MICRO FITNESS	FLOORING	8.2 MM RUBBER	CAPRI CORK	TWIST	FLINT		1-800-492-2613. 4' WIDE ROLL.
F8	R.R. 1, R.R. 2, R.R. 3, R.R. 4	FLOORING	9 X 9 TILE	TILE BAR	BELLA PICASSO BLANCO 9 X 9 MATTE PORCELAIN TILE	PICASSO BLANCO		CONTACT: EMILY HATCH 678-614-3473. GROUT: CUSTOM BUILDING PRODUCTS # 09 NATURAL GRAY.
F9	SPEAKEASY	FLOORING	9 X 36 TILE	TRINITY TILE	ORCHARD	NIGHT/ MATTE		INSTALL IN HARDWOOD PATTERN. GROUT: CUSTOM BUILDING PRODUCTS # 540 TRUFFLE. CONTACT: ELIZABETH CHAMBLEY 770-856-5139.
F10	STORAGE, DATA, HVAC, FIRE RISER	FLOORING	CONCRETE	PER BUILDER		HIGH TRAFFIC COATING		
F11	OFFICE 1, OFFICE 2, MICRO OFFICE 1, MICRO OFFICE 2, MICRO OFFICE 3	FLOORING TRANSITION	METAL TRANSITION STRIP	SCHLUTER	RENO TK	ATGB/ BRUSHED NICKEL ANODIZED ALUMINUM		CONTACT: ELIZABETH CHAMBLEY 770-856-5139.
F12	WKRM, STORAGE, DATA, HVAC, FITNESS, YOGA/ SPIN, MICRO FITNESS	FLOORING TRANSITION	METAL TRANSITION STRIP	SCHLUTER	RENO-U	ATGB/ BRUSHED NICKEL ANODIZED ALUMINUM		CONTACT: ELIZABETH CHAMBLEY 770-856-5139.
F13	HALL, R.R. 1, R.R. 2, R.R. 3, SPEAKEASY	FLOORING TRANSITION	METAL TRANSITION STRIP	SCHLUTER	DECO	EB/ BRUSHED STAINLESS STEEL		CONTACT: ELIZABETH CHAMBLEY 770-856-5139.

LIGHTING SCHEDULE

ID	ROOM NAME	LOCATION	MATERIAL / FINISH	MANUFACTURER	SERIES / LINE	COLOR NUMBER / NAME	FIRE RATING	SPECIAL NOTES
L1	TYPICAL	CEILING	SURFACE MOUNT PUCK LIGHT	PER ELECTRICAL PROVIDER	DSK008 30KLED	WHITE HOUSING OPAL THREADED LENS GLASS		SPEC. PER WOOD PARTNERS
L2	SPEAKEASY	CEILING	SURFACE MOUNT PUCK LIGHT	PER ELECTRICAL PROVIDER	DSK008 30KLED	BRONZE HOUSING OPAL THREADED LENS GLASS		SPEC. PER WOOD PARTNERS
L3	SPEAKEASY	CEILING	PENDANT	ARTERIOS HOME	NOAH PENDANT	44781/ BRONZE		LOCATE BOTTOM OF FIXTURE AT 6'3" AFF USING THE MINIMUM MOUNTING HEIGHT.
L4	LEASING	CEILING	CHANDELIER	CIRCA LIGHTING	ENCIRCLE 28" RING CHANDELIER	PB 5150BZ/ BRONZE		LOCATE BOTTOM OF FIXTURE AT 8'8" AFF.
L5	LEASING	CEILING	CHANDELIER	CIRCA LIGHTING	GRAPHICI GRANDE FOUR- TIED CHANDELIER	ARN 5503HAB-BLK		LOCATE BOTTOM OF FIXTURE AT 11'10" AFF USING 4- 24" DOWNRODS
L6	CLUBHOUSE	CEILING	PENDANT	RESTORATION HARDWARE	19" 20TH C. ENGLISH CLOCHE PENDANT	68910975 PBBK/ BLACK ENAMEL/ POLISHED BRASS		LOCATE BOTTOM OF FIXTURE AT 10'0" AFF.
L7	SOCIAL	CEILING	CHANDELIER	ARTERIOS HOME	BAJA LINEAR CHANDELIER	85026/ DARK GRAY WASH COCOBEADS, ANTIQUE BRASS		LOCATE BOTTOM OF FIXTURE AT 9'6" AFF
L8	SOCIAL	CEILING	CHANDELIER	RESTORATION HARDWARE	BISTRO GLOBE CLEAR GLASS CHANDELIER 42"	68520009 BR/ BRONZE/ ANTIQUE BRASS		LOCATE BOTTOM OF FIXTURE AT 11'0" AFF
L9	SKY DECK BAR	CEILING	CHANDELIER	ARTERIOS HOME	RONDELLE CHANDELIER	DK82001/ BLACKENED IRON/ CLEAR SEEDY GLASS		LOCATE BOTTOM OF FIXTURE AT 6'6" AFF USING THE MINIMUM MOUNTING HEIGHT.
L10	SKY DECK BAR	SOFFIT	2" LED RECESSED LIGHT	ASPECTLED	ULTRA BRIGHT (3W)	AL-RL-D-2-U-120VAC-WW-60/ BLACK HOUSING		CONNECTS DIRECTLY TO HOUSE VOLTAGE, WWW.ASPECTLED.COM
L11	SPEAKEASY	WALL	SCONCE	CIRCA LIGHTING	COSMOPOLITAN 30" PICTURE LIGHT	TOB 2623HAB/ HAND RUBBED ANTIQUE BRASS		LOCATE JUNCTION BOX AT 6'8" AFF.
L12	R.R. 1, R.R. 2, R.R. 3	WALL	SCONCE	RESTORATION HARDWARE	BISTRO GLOBE CLEAR GLASS SCONCE	BRONZE/ ANTIQUE BRASS		LOCATE JUNCTION BOX AT 8'0" AFF.
L13	HALL	WALL	SCONCE	ARTERIOS HOME	DIESEL SCONCE	42080/ VINTAGE BRASS		LOCATE JUNCTION BOX AT 5'3" AFF.
L14	SOCIAL, SPEAKEASY, MAIL CENTER	WALL AS SHOWN, SOFFIT	LED ROPE LIGHTING	ARCHITECTURAL PRODUCTS BY OUTWATER L.L.C.	FLEXIBLE LED STRIP LIGHTS 3/8" (10MM) WIDE 2216 CHIP 3000K 7.3 WATTS/545 LUMENS PER FOOT 24V IP20 UL 16.5' ROLL	# HDL2410-I22420-16W/ WARM WHITE		1.800.888.315, WWW.OUTWATER.COM
L15	MUSIC ROOM	WALL	SCONCE	NOIR	AGILA SCONCE, STEEL WITH BRASS FINISH	LAMP746MB/ MATTE BLACK AND ANTIQUE BRASS		LOCATE JUNCTION BOX AT 8'0" AFF.
L16	R.R. 4	WALL	SCONCE	RESTORATION HARDWARE	BISTRO GLOBE CLEAR GLASS SCONCE	BRONZE/ ANTIQUE BRASS		LOCATE JUNCTION BOX AT 8'0" AFF.
L17	CLUBHOUSE	SOFFIT	PENDANT	ARTERIOS HOME	BERKLEY PENDANT	49379/ ANTIQUE BRASS, CLEAR CRYSTAL		LOCATE BOTTOM OF FIXTURE AT 6'0" AFF
L18	FITNESS ROOM, YOGA/ SPIN	CEILING	CEILING FAN	CIRCA LIGHTING	HICKS 60" LED CEILING FAN	3HCKR60BNZHABD/ DEEP BRONZE HOUSING WITH BRONZE BLADES AND LIGHT KIT		FLUSH MOUNT
L19	SKY DECK BAR	CEILING	PENDANT	RESTORATION HARDWARE	RAIN PENDANT	10070489 BRZ/ BRONZE		LOCATE BOTTOM OF FIXTURE AT 6'0" AFF.
L20	CLUBHOUSE	WALL	SCONCE	RESTORATION HARDWARE	LAMBETH KNURLED GRAND LINEAR SCONCE	10036308 BRZ/ BRONZE		LOCATE JUNCTION BOX AT 8'0" AFF

COUNTERTOP SCHEDULE

ID	ROOM NAME	LOCATION	MATERIAL / FINISH	MANUFACTURER	SERIES / LINE	COLOR NUMBER / NAME	FIRE RATING	SPECIAL NOTES
CT1	LEASING	COUNTERTOP	SOLID SURFACE	CAESARSTONE		5101/ EMPIRA BLACK		THICKNESS: 3 CM., EDGE: STRAIGHT
CT2	WKRM	COUNTERTOP	SOLID SURFACE	PER BUILDER	UNIT SELECTION	UNIT SELECTION		THICKNESS: 3 CM., EDGE: STRAIGHT
CT3	CLUBHOUSE, SOCIAL	COUNTERTOP	SOLID SURFACE	CAESARSTONE		5171/ ARABETTO		THICKNESS: 3 CM., EDGE: STRAIGHT

FINISH SCHEDULES

COUNTERTOP SCHEDULE

ID	ROOM NAME	LOCATION	MATERIAL / FINISH	MANUFACTURER	SERIES / LINE	COLOR NUMBER / NAME	FIRE RATING	SPECIAL NOTES
CT4	MICRO OFFICE 1, MICRO OFFICE 2, MICRO OFFICE 3	COUNTERTOP	SOLID SURFACE	CAESARSTONE		4003/ SLEEK CONCRETE		THICKNESS: 3 CM., EDGE: STRAIGHT
CT5	SPEAKEASY	COUNTERTOP	SOLID SURFACE	CAMBRIA	LUXURY SERIES	NOTTING HILL		THICKNESS: 3 CM., EDGE: STRAIGHT
CT6	SKY DECK BAR	COUNTERTOP	SOLID SURFACE	WILSONART		CARRARA BIANCO		THICKNESS: 3 CM., EDGE: STRAIGHT

WALLPAPER SCHEDULE

ID	ROOM NAME	LOCATION	MATERIAL / FINISH	MANUFACTURER	SERIES / LINE	COLOR NUMBER / NAME	FIRE RATING	SPECIAL NOTES
W1	LEASING	WALL AS SHOWN	WALLPAPER	PHILLIP JEFFRIES	SCULPTED WOOD	2811 / PARISIAN PALE		36" WIDE. BUILDER TO PURCHASE AND INSTALL.
W2	SOCIAL	WALL AS SHOWN	WALLPAPER	PHILLIP JEFFRIES	AGAINST THE GRAIN	4271/ TAUPE TIMBER		38" WIDE ROOLS WITH 21" HORIZONTAL REPEAT. BUILDER TO PURCHASE AND INSTALL.
W3	MICRO OFFICE 1	WALL AS SHOWN	MURAL	TBD				DEI TO WORK WITH WOOD PARTNERS ON FINAL IMAGES. DEI TO PROVIDE ADDBILL COST FOR APPROVAL AND WILL COORDINATE MEASURE, FABRICATION AND INSTALLATION.
W4	MICRO OFFICE 2	WALL AS SHOWN	MURAL	TBD				DEI TO WORK WITH WOOD PARTNERS ON FINAL IMAGES. DEI TO PROVIDE ADDBILL COST FOR APPROVAL AND WILL COORDINATE MEASURE, FABRICATION AND INSTALLATION.
W5	MICRO OFFICE 3	WALL AS SHOWN	MURAL	TBD				DEI TO WORK WITH WOOD PARTNERS ON FINAL IMAGES. DEI TO PROVIDE ADDBILL COST FOR APPROVAL AND WILL COORDINATE MEASURE, FABRICATION AND INSTALLATION.
W6	MAIL CENTER	WALL AS SHOWN	MURAL	PHOTO WALL/ SHUTTER STOCK	BLACK AND WHITE	E312974		DEI TO WORK WITH WOOD PARTNERS ON FINAL IMAGES. DEI TO PROVIDE ADDBILL COST FOR APPROVAL AND WILL COORDINATE MEASURE, FABRICATION AND INSTALLATION.

PAINT SCHEDULE

ID	ROOM NAME	LOCATION	MATERIAL / FINISH	MANUFACTURER	SERIES / LINE	COLOR NUMBER / NAME	FIRE RATING	SPECIAL NOTES
P1	TYPICAL	CEILING	PAINT/ FLAT	SHERWIN WILLIAMS		SW7042/ SHOJI WHITE		ALL VENTS TO BE PAINTED THE CEILING COLOR IN WHICH THEY ARE LOCATED
P2	TYPICAL	TRIM, DOOR	PAINT/ SEMI-GLOSS	SHERWIN WILLIAMS		SW7042/ SHOJI WHITE		
P3	TYPICAL	WALLS	PAINT/ EGGSHELL	SHERWIN WILLIAMS		SW7043/ WORLDLY GRAY		ALL VENTS TO BE PAINTED THE WALL COLOR IN WHICH THEY ARE LOCATED
P4	SPEAKEASY	CEILING	PAINT/ FLAT	SHERWIN WILLIAMS		SW7045/ INTELLECTUAL GRAY		ALL VENTS TO BE PAINTED THE CEILING COLOR IN WHICH THEY ARE LOCATED
P5	LEASING, CLUBHOUSE	BUILT-IN SOFFIT	PAINT/ FLAT	SHERWIN WILLIAMS		SW6991/ BLACK MAGIC		ALL VENTS TO BE PAINTED THE CEILING COLOR IN WHICH THEY ARE LOCATED
P6	LEASING, CLUBHOUSE, SKY DECK BAR	WALL AS SHOWN, SOFFIT	PAINT/ EGGSHELL	SHERWIN WILLIAMS		SW6991/ BLACK MAGIC		ALL VENTS TO BE PAINTED THE WALL COLOR IN WHICH THEY ARE LOCATED
P7	CLUBHOUSE, HALL, MAIL CENTER, SKY DECK BAR	M9, TRIM AS NOTED, WALL AS SHOWN	PAINT/ SEMI-GLOSS	SHERWIN WILLIAMS		SW6991/ BLACK MAGIC		
P8	OFFICE 1, OFFICE 2	WALL AS SHOWN	PAINT/ EGGSHELL	SHERWIN WILLIAMS		SW7075/ WEB GRAY		ALL VENTS TO BE PAINTED THE WALL COLOR IN WHICH THEY ARE LOCATED
P9	YOGA/ SPIN, FITNESS ROOM	WALL AS SHOWN	PAINT/ EGGSHELL	SHERWIN WILLIAMS		SW6235/ FOGGY DAY		ALL VENTS TO BE PAINTED THE WALL COLOR IN WHICH THEY ARE LOCATED
P10	MICRO FITNESS	CEILING, WALL AS SHOWN	PAINT/ FLAT	SHERWIN WILLIAMS		SW6235/ FOGGY DAY		ALL VENTS TO BE PAINTED THE CEILING COLOR IN WHICH THEY ARE LOCATED
P11	SPEAKEASY	TRIM, DOOR	PAINT/ SEMI-GLOSS	SHERWIN WILLIAMS		SW6991/ BLACK MAGIC		
P12	SPEAKEASY	WALL AS SHOWN	PAINT/ EGGSHELL	SHERWIN WILLIAMS		SW6991/ BLACK MAGIC		ALL VENTS TO BE PAINTED THE WALL COLOR IN WHICH THEY ARE LOCATED
P13	MUSIC ROOM	WALL AS SHOWN	PAINT/ EGGSHELL	SHERWIN WILLIAMS		SW7075/ WEB GRAY		ALL VENTS TO BE PAINTED THE WALL COLOR IN WHICH THEY ARE LOCATED

MOULDING SCHEDULE

ID	ROOM NAME	LOCATION	MATERIAL / FINISH	MANUFACTURER	SERIES / LINE	TRIM TYPE	FIRE RATING	SPECIAL NOTES
T1	LEASING, CLUBHOUSE, SOCIAL	USED AS BASE ON HARD SURFACE FLOORING	PAINT GRADE	PER BUILDER, RANDALL BROTHERS	1X10, RB-127	STOCK BASE ASSEMBLY		
T2	LEASING, CLUBHOUSE, SOCIAL, YOG/ SPIN, FITNESS ROOM, R.R. 1, R.R. 2, R.R. 3, R.R. 4, MAIL CENTER, MICRO FITNESS, MUSIC ROOM, SKY DECK BAR	WALL AS SHOWN	PAINT GRADE	PER BUILDER	1X2	STOCK		
T3	TYPICAL	USED AS CASING AROUND DOORS AND WINDOWS	PAINT GRADE	PER BUILDER	1X4	STOCK		
T4	TYPICAL	USED AS BASE ON HARD SURFACE FLOORING	PAINT GRADE	PER BUILDER, RANDALL BROTHERS	1X8, RB-127	STOCK BASE ASSEMBLY		USE FLEX TRIM WHERE NEEDED
T5	TYPICAL	USED AS BASE ON SOFT SURFACE FLOORING	PAINT GRADE	PER BUILDER	1X8	STOCK		

INTERIOR DESIGN, SPACE PLANNING, MARKETING
 3025 CANTON MEADOWS PARKWAY STE. 200
 PHONE 770-429-3200 FAX 770-429-3201
 E-MAIL: DMAIL@DESIGNENVIRONMENTS.COM

This Drawing is the property of Design Environments and is not to be used without their written permission.

DEI

DESIGN ENVIRONMENTS

CLUB AND AMENITIES @
 ALTA ELLIOTT
 GILBERT, AZ
 WOOD PARTNERS

REVISIONS		DATE	REMARKS
DR.	REV.		

RELEASED FOR CONSTRUCTION

BEGIN DATE: 03.04.22
 RELEASE DATE: 05.26.22
 DESIGNER: JM
 CAD DESIGNER: TP
 REVIEWED BY: JM, TP, MG

JOB #: 21180

FINISH SCHEDULES

SHEET: FS.3

FINISH SCHEDULES

MISCELLANEOUS SCHEDULE

ID	ROOM NAME	LOCATION	MATERIAL / FINISH	MANUFACTURER	SERIES / LINE	COLOR NUMBER / NAME	FIRE RATING	SPECIAL NOTES
M1	CLUBHOUSE, SPEAKEASY	COUNTERTOP	8" TRASH HOLE	PER COUNTERTOP PROVIDER		CUT INTO CT3 AND CT5		POLISHED EDGE
M2	TYPICAL	WALLS	MIRROR	PER BUILDER		CLEAR		
M3	HALL	WALL	BUTTERFLYMX TOUCHSCREEN	BUTTERFLYMX				WWW.BUTTERFLYMX.COM, SPEC PER WOOD PARTNERS
M4	TYPICAL	UNDER COUNTERTOP	FLOATING COUNTERTOP SUPPORT BRACKETS	ARCHITECTURAL PRODUCTS BY OUTWATER L.L.C.	NEW JERSEY	CSB16-NJ-CRS		WWW.OUTWATER.COM
M5	TYPICAL	UNDER COUNTERTOP	FLOATING COUNTERTOP SUPPORT BRACKETS	ARCHITECTURAL PRODUCTS BY OUTWATER L.L.C.	NEW JERSEY	CSB20-NJ-CRS		WWW.OUTWATER.COM
M6	LEASING	CABINETS	CABINETS/ WRAPPED IN LAMINATE	PER MILLWORK PROVIDER/ WILSONART	FLAT PANEL	SKYLINE WALNUT 7964K-12		CONTACT: CHRISTA PIROZZI 678-938-7049
M7	LEASING	CABINETS	HARDWARE	MYKNOBS.COM	TRANSCENT- 6 1/2" CENTERS ASCENDRA PULL IN FLAT BLACK- TOP KNOBS	TOP-358558		
M8	LEASING	BUILT-IN	MOSAIC TILE	TRINITY SURFACES	GEOMETRO RECYCLED GLASS MOSAIC CLASSIC ARLES	GLSGELARLESCLAS		CONTACT: ELIZABETH CHAMBLEY 770-856-5139. GROUT: CUSTOM BUILDING PRODUCTS #60 CHARCOAL. WWW.SHIPLAPDIRECT.COM
M9	LEASING, CLUBHOUSE, HALL, MAIL CENTER	WALL	SHIPLAP PANELING/ PAINT GRADE	SHIPLAP DIRECT	1X6 PRIMED SHIPLAP 1/8" NICKEL GAP	P7		
M10	TYPICAL	DOOR	HARDWARE	SCHLAGE	CUSTOM ELLER LEVER WITH KINSLER TRIM	MATTE BLACK		USE FOR STYLE REFERENCE. CLIENT AND ARCHITECT TO CORODINATE LOCKING REQUIREMENTS TO MEET CODE AND ADA.
M11	WKRM	CABINETS	CABINETS/ PRE-FAB	PER BUILDER	UNIT SELECTION	UNIT SELECTION		
M12	WKRM	CABINETS	HARDWARE	PER BUILDER	UNIT SELECTION	UNIT SELECTION		
M13	WKRM		FAUCET	PER BUILDER	UNIT SELECTION	STAINLESS		
M14	WKRM		SINK	ELKAY	ELKAY LUSTERTONE CLASSIC STAINLESS STEEL, 30- 3/4" X 18- 1/2" X 5-3/8", DOUBLE BOWL UNDERMOUNT ADA SINK WITH PERFECT DRAIN	ELUHAD311855PD		BOWL DEPTH: 5 3/8"
M15	WKRM	CABINETS	ADA REMOVABLE PANEL/ PRE FAB	PER BUILDER	MATCH TO M11	MATCH TO M11		
M16	WKRM, SPEAKEASY, SKY DECK BAR		UNDER COUNTER REFRIGERATOR	SUMMIT APPLIANCE	SPR7BOSSTADA	STAINLESS STEEL		WWW.SUMMITAPPLIANCE.COM. ADA HEIGHT
M17	SOCIAL	WALL	SCRABBLE	POTTERY BARN	OVERSIZED WOODEN SCRABBLE WALL GAME	7679064		BUILDER TO PURCHASE
M18	CLUBHOUSE	WALL	MOSAIC TILE	TILE BAR	NABI ALULA GUNMETAL CERAMIC TILE	GUNMETAL		CONTACT: EMILY HATCH 678-614-3473. GROUT: CUSTOM BUILDING PRODUCTS # 60 CHARCOAL. WWW.GEAPPLIANCES.COM
M19	CLUBHOUSE		REFRIGERATOR	GE APPLIANCES	MODEL#: ZIK30GNHII/ 30" INTEGRATED GLASS-DOOR REFRIGERATOR	STAINLESS		
M20	CLUBHOUSE	CABINETS	HARDWARE	MYKNOBS.COM	ELLIS- 7 9/16" CENTERS DAVENPORT PULL IN FLAT BLACK- TOP KNOBS	TOP-358571		
M21	CLUBHOUSE	CABINETS	CABINETS/ WRAPPED IN LAMINATE	PER MILLWORK PROVIDER/ WILSONART	FLAT PANEL	VERANDA TEAK/ 8209		CONTACT: CHRISTA PIROZZI 678-938-7049
M22	CLUBHOUSE		FAUCET	KOHLER	PURIST SINGLE HANDLE SEMI PROFESSIONAL KITCHEN SINK FAUCET	K-24982-BL/ MATTE BLACK		
M23	CLUBHOUSE		SINK	ELKAY	ELKAY LUSTERTONE CLASSIC STAINLESS STEEL, 30 1/2" X 18 1/2" X 5 3/8" SINGLE BOWL UNDERMOUNT ADA SINK WITH PERFECT DRAIN	ELUHAD281655PD/ STAINLESS		BOWL DEPTH: 5 3/8"
M24	CLUBHOUSE, SKY DECK BAR		ICE MAKER	SUMMIT APPLIANCE	BIM44GADA	STAINLESS STEEL		WWW.SUMMITAPPLIANCE.COM
M25	CLUBHOUSE		WARMING DRAWER	GE MONOGRAM	MONOGRAM 30" STAINLESS STEEL WARMING DRAWER	ZW9000SJS/ STAINLESS STEEL		WWW.GEAPPLIANCES.COM
M26	TYPICAL	WALL	RECESSED OUTLET	PER ELECTRICAL PROVIDER		WHITE		
M27	TYPICAL		TV	PER CLIENT				REFER TO ELEVATIONS FOR SIZE
M28	CLUBHOUSE		GAS RANGETOP	MONOGRAM	36" PROFESSIONAL GAS RANGETOP WITH 4 BURNERS AND GRIDDLE (NATURAL GAS)	ZGU364NDPSS/ STAINLESS STEEL		WWW.MONOGRAM.COM
M29	SOCIAL	BUILT-IN	3/4" WOOD PANEL/ WRAPPED IN LAMINATE	PER MILLWORK PROVIDER/ WILSONART	FLAT PANEL	VERANDA TEAK/ 8209		CONTACT: CHRISTA PIROZZI 678-938-7049
M30	SOCIAL, CLUBHOUSE, SPEAKEASY	UNDER COUNTERTOP	2" DIA METAL LEGS	PER MILLWORK PROVIDER		MATTE BLACK		FIT TO CORRECT HEIGHT WITH COUNTER TO EQUAL 34"
M31	SOCIAL	WALL	6 X 24 TILE	TRINITY TILE	SLIGHTSTONE/ LEDGESTONE			CONTACT: ELIZABETH CHAMBLEY 770-856-5139.
M32	FITNESS ROOM		DRINKING FOUNTAIN	ELKAY	ELKAY ENHANCED EZH2O BOTTLE FILLING STATION & SINGLE ADA COOLER, FILTERED 8 GPH LIGHT GRAY	LZSTL8WSLK		WWW.ELKAY.COM
M33	FITNESS ROOM	WALL	4 X 12 TILE	TILE BAR	TESSUTO WHITE 4 X 12 PORCELAIN MATTE SUBWAY TILE FOR WALL AND FLOOR	WHITE		INSTALL IN BRICK PATTERN. CONTACT: EMILY HATCH 678-614-3473. GROUT: CUSTOM BUILDING PRODUCTS # 544 ROLLING FOG
M34	R.R. 1, R.R. 2, R.R. 3, R.R. 4		FAUCET	MOEN	ALIGN MATTE BLACK ONE HANDLE LOW ARC BATHROOM FAUCET	6190BL		
M35	R.R. 1, R.R. 2, R.R. 3, R.R. 4		WALL MOUNTED SINK	KOHLER	PINOIR WALL MOUNT BATHROMO WINK WITH 4" CENTERSET FACUET HOLES	K-235-4 WHITE		WATER DEPTH: 4"
M36	R.R. 1, R.R. 2, R.R. 3, R.R. 4, LEASING, CLUBHOUSE	WALL	METAL COVE BASE	SCHLUTER	DILEX-AHK	TSBG/ GREIGE		CONTACT: ELIZABETH CHAMBLEY 770-856-5139.
M37	R.R. 1, R.R. 2, R.R. 3, R.R. 4		ADA GRAB BARS	PER ARCHITECT		STAINLESS		
M38	R.R. 1, R.R. 2, R.R. 3, R.R. 4		TOILET	KOHLER	ADAIR COMFORT HEIGHT	K-3946-0/ WHITE		WOOD PARTNERS TO CONFIRM SPEC
M39	R.R. 1, R.R. 2, R.R. 3, R.R. 4	WALL	PENNY ROUND TILE	TILE BAR	EDEN 2.0 BLACK PENNY ROUND POLISHED PORCELAIN MOSAIC	BLACK		CONTACT: EMILY HATCH 678-614-3473. GROUT: CUSTOM BUILDING PRODUCTS # 60 CHARCOAL.
M40	R.R. 1, R.R. 2, R.R. 3, R.R. 4, SPEAKEASY, SKY DECK BAR, CLUBHOUSE	WALL	METAL TRANSITION STRIP	SCHLUTER	JOLLY	AGSG/ BRIGHT BLACK ANODIZED ALUMINUM		CONTACT: ELIZABETH CHAMBLEY 770-856-5139.

INTERIOR DESIGN, SPACE PLANNING, MARKETING
 3025 CANTON MEADOWS PARKWAY STE. 200
 PHONE 770-429-3200 FAX 770-429-3201
 E-MAIL: DMAIL@DESIGNENVIRONMENTS.COM



CLUB AND AMENITIES @
 ALTA ELLIOTT
 GILBERT, AZ
 WOOD PARTNERS

REVISIONS		DATE	REMARKS
DR	REV.		

RELEASED FOR CONSTRUCTION
 BEGIN DATE: 03.04.22
 RELEASE DATE: 05.26.22
 DESIGNER: JM
 CAD DESIGNER: TP
 REVIEWED BY: JM, TP, MG

JOB #: 21180
 FINISH SCHEDULES
 SHEET: FS.4

FINISH SCHEDULES

MISCELLANEOUS SCHEDULE

ID	ROOM NAME	LOCATION	MATERIAL / FINISH	MANUFACTURER	SERIES / LINE	COLOR NUMBER / NAME	FIRE RATING	SPECIAL NOTES
M41	R.R. 1, R.R. 2, R.R. 3, R.R. 4	WALL	4 X 4 TILE	TILE BAR	PORTMORE WHITE 4 X 4 GLAZED CERAMIC TILE	WHITE		CONTACT: EMILY HATCH 678-614-3473. GROUT: CUSTOM BUILDING PRODUCTS # 381 BRIGHT WHITE.
M42	R.R. 1, R.R. 2, R.R. 3, R.R. 4	WALL	METAL BULLNOSE PIECE	SCHLUTER	JOLLY	MBW/ MATTE WHITE		CONTACT: ELIZABETH CHAMBLEY 770-856-5139.
M43	PARCEL	WALL	WIRE SHELVING SYSTEM SUPPORT BRACKETS	PER ARCHITET		WHITE		BUILDER TO COORDINATE WITH LEASING DESIRED HEIGHTS.
M44	PARCEL		TWO DOOR GLASS REACH IN REFRIGERATOR	ARTIC AIR	AGR49	STAINLESS		SPEC PER WOOD PARTNERS
M45	MAIL CENTER		MAILBOXES	PER ARCHITECT		BLACK		
M46	MAIL CENTER	DOOR	METAL TUBING	PER BUILDER		BLACK METAL		USE TO HIDE DOOR HINGES AND DOOR SEAM.
M47	SPEAKEASY		FAUCET	MOEN	CIA MATTE BLACK ONE- HANDLE HIGH ARC PULLDOWN KITCHEN FAUCET	7622BL/ MATTE BLACK		
M48	SPEAKEASY		SINK	ELKAY	ELKAY LUSTERTONE CLASSIC STAINLESS STEEL, 23 1/2" X 18 1/4" X 4 3/8" SINGLE BOWL UNDERMOUNT ADA SINK	ELUHAD211550/ STAINLESS		BOWL DEPTH: 4 7/8"
M49	SPEAKEASY	CABINETS	ADA RETRACTABLE DOORS/ WRAPPED IN LAMINATE	PER MILLWORK PROVIDER/ WILSONART	FLAT PANEL	TEXTURED GLOS-07/ BLACK 1595		CONTACT: CHRISTA PIROZZI 678-938-7049
M50	TYPICAL		TRASH CAN	PER CLIENT		BLACK		
M51	SPEAKEASY	CABINETS	CABINETS/ WRAPPED IN LAMINATE	PER MILLWORK PROVIDER/ WILSONART	FLAT PANEL	TEXTURED GLOS-07/ BLACK 1595		CONTACT: CHRISTA PIROZZI 678-938-7049
M52	SPEAKEASY	CABINETS	HARDWARE	MYKNOBS.COM	DAKOTA- 7- 9/16: CENTERS PULL IN FLAT BLACK AN DHONEY BRONZE- TOP KNOBS	TOP-90273		
M53	CLUBHOUSE	BUILT-IN	3/4" WOOD PANEL/ WRAPPED IN TILE	TRINITY TILE	ORCHARD	NIGHT/ MATTE		INSTALL IN HERRINGBONE PATTERN. GROUT: CUSTOM BUILDING PRODUCTS # 540 TRUFFLE. CONTACT: ELIZABETH CHAMBLEY 770-856-5139.
M54	SPEAKEASY	WALLS, SOFFIT	METAL	TBD				
M55	SPEAKEASY	WALL	12 X 12 TILE	AUDREY LANTE	MANHATTAN	BLACK NATURAL		CONTACT: ELIZABETH CHAMBLEY 770-856-5139. GROUT: CUSTOM BUILDING PRODUCTS # 60 CHARCOAL.
M56	SPEAKEASY	BANQUETTE	3/4" WOOD PANEL/ WRAPPED IN LAMINATE	PER MILLWORK PROVIDER/ WILSONART		TEXTURED GLOS-07/ BLACK 1595		CONTACT: CHRISTA PIROZZI 678-938-7049. MILLWORK PROVIDER TO CONTACT DESIGNER WHEN BASE IS INSTALLED, DESIGNER REQUIRES 6 WEEKS FROM DATE OF INSTALLATION TO FABRICATE AND INSTALL CUSTOM
M57	SPEAKEASY	BANQUETTE	SEAT AND BACK CUSHIONS	PER DEI				DESIGNER TO COORDINATE MEASURES AND HAVE FABRICATED AND INSTALLED.
M58	SPEAKEASY	WALL	3 X 9 TILE	TRINITY SURFACES	COLOR CODE	COSMOS MATTE		INSTALL IN VERTICAL STACKED PATTERN. CONTACT: ELIZABETH CHAMBLEY 770-856-5139. GROUT: CUSTOM BUILDING PRODUCTS #60 CHARCOAL.
M59	SKY DECK BAR		SLIDING DOOR WITH TRACK AND HARDWARE	RUSTICA.COM	PEAK BARN DOOR	POPLAR WITH PDF PANEL/ PAINT GRADE P7/ WITH HARDWARE/ HANGER STYLE GARRICK/ FLAT BLACK. MYLON MK2 BLACK BARN DOOR WHEEL/ FLAT TRACK/ STANDARD STOP/ WITH MODERN FLUSH HANDLE ON FRONT AND BACK.		1-800-891-8312
M60	SKY DECK BAR		KEGERATOR	BEVERAGE FACTORY	MARVEL	ML24BNS1RS-X2D		WWW.BEVERAGEFACTORY.COM
M61	SKY DECK BAR	WALL	3 X 9 TILE	TRINITY TILE	ZEN	NAVY/ GLOSSY		INSTALL IN HORIZONTAL BRICK PATTERN. CONTACT: ELIZABETH CHAMBLEY 770-856-5139. GROUT: CUSTOM BUILDING PRODUCTS #60 CHARCOAL.
M62	MUSIC ROOM		IPAD PHOTO BOOTH AND PRINTER	PER WOOD PARTNERS				
M63	SKY DECK BAR		FAUCET	KOHLER	PURIST SINGLE HANDLE SEMI PROFESSIONAL KITCHEN SINK FAUCET	K-24982-BL/ MATTE BLACK		
M64	SKY DECK BAR		SINK	ELKAY	ELKAY LUSTERTONE CLASSIC STAINLESS STEEL, 30-1/2" X 18-1/2" X 4-7/8", SINGLE BOWL UNDERMOUNT ADA SINKW TIH PERFECT DRAIN	ELUHAD281650PD/ STAINLESS		WATER DEPTH: 4-7/8"
M65	SKY DECK BAR, CLUBHOUSE	CABINETS	ADA REMOVEABLE PANEL WRAPPED IN LAMINATE	PER MILLWORK PROVIDER/ WILSONART		VERANDA TEAK/ 8209		CONTACT: CHRISTA PIROZZI 678-938-7049
M66	SKY DECK BAR	BANQUETTE	SEAT CUSHION	PER DEI				DESIGNER TO COORDINATE MEASURES AND HAVE FABRICATED AND INSTALLED.
M67	SKY DECK BAR	BANQUETTE	3/4" WOOD PANEL/ WRAPPED IN LAMINATE	PER MILLWORK PROVIDER, WILSONART		VERANDA TEAK/ 8209		CONTACT: CHRISTA PIROZZI 678-938-7049. MILLWORK PROVIDER TO CONTACT DESIGNER WHEN BASE IS INSTALLED, DESIGNER REQUIRES 6 WEEKS FROM DATE OF INSTALLATION TO FABRICATE AND INSTALL CUSTOM
M68	SKY DECK BAR, MUSIC ROOM	WALL ACCENT AS SHOWN	3D WOOD WALL PANELS	TRINITY SURFACES	KONCEPT COLLECTION	TILT/ EBONY FOREST		CONTACT: ELIZABETH CHAMBLEY 770-856-5139.
M69	SKY DECK BAR	WALL	METAL TRANSITION STRIP	SCHLUTER	JOLLY	MGS/ MATTE BLACK		CONTACT: ELIZABETH CHAMBLEY 770-856-5139.
M70	LEASING, WKRM	COUNTERTOP	GROMMET HOLE AND COVER	PER BUILDER		BLACK		
M71	CLUBHOUSE	BUILT-IN	3/4" WOOD PANEL/ WRAPPED IN SHIPLAP PANELING PAINT GRADE	PER MILLWORK PROVIDER, SHIPLAP DIRECT	P7			WWW.SHIPLAPDIRECT.COM

INTERIOR DESIGN, SPACE PLANNING, MARKETING
 3025 CANTON MEADOWS PARKWAY STE. 200
 PHONE 770-429-3200 FAX 770-429-3201
 *E-MAIL: DM@DESIGNENVIRONMENTS.COM

This Drawing is the property of Design Environments and is not to be used without their written permission.

DEI

DESIGN ENVIRONMENTS

CLUB AND AMENITIES @
 ALTA ELLIOTT
 GILBERT, AZ
 WOOD PARTNERS

DR.	REV.	DATE	REMARKS

RELEASED FOR CONSTRUCTION

BEGIN DATE: 03.04.22
 RELEASE DATE: 05.26.22
 DESIGNER: JM
 CAD DESIGNER: TP
 REVIEWED BY: JM, TP, MG

JOB #: 21180

FINISH SCHEDULES

SHEET: FS.5

FINISH SCHEDULES

MISCELLANEOUS SCHEDULE


ID	ROOM NAME	LOCATION	MATERIAL / FINISH	MANUFACTURER	SERIES / LINE	COLOR NUMBER / NAME	FIRE RATING	SPECIAL NOTES
M72	SKY DECK BAR	EXTERIOR DOOR	HARDWARE	PER ARCHITECT		MATTE BLACK		
M73	SPEAKEASY	CEILING	1/4" METAL COIL	SHIMMER SCREEN	BALL BAR	BRASS PLATED STEELMIEVAL BRASS		CUSTOM CURVED SINGLE TRACK. TRACK IN MEDIEVAL BRASS FINISH. CONTACT: 914-664-7500
M74	WKRM		MICROWAVE	PER BUILDER	UNIT SELECTION	STAINLESS		USE UNIT SELECTION FOR COUNTERTOP

JOB # : 21180
 TITLE: FINISH SCHEDULES
 SHEET: FS.6

RELEASED FOR CONSTRUCTION
 BEGIN DATE: 03/04/22
 RELEASE DATE: 05/26/22
 DESIGNER: JM
 CAD DESIGNER: TP
 REVIEWED BY: JM, TP, MG

DR	REV.	DATE	REMARKS	HRS
				X

CLUB AND AMENITIES @
 ALTA ELLIOTT
 GILBERT, AZ
 WOOD PARTNERS



INTERIOR DESIGN, SPACE PLANNING, MARKETING
 3025 CASTLE MEADOWS PARKWAY STE. 200
 PHOENIX, AZ 85028
 PHONE: 770-429-3200 FAX: 770-429-3201
 E-MAIL: DMAIL@DESIGNENVIRONMENTS.COM

This Drawing is the property of Design Environments. It is to be used without their written permission.