

LEASING/ AMENITIES

MARK at TALLAHASSEE PHASE III BLDG. B

TALLAHASSEE, FL
LANDMARK PROPERTIES



Autodesk Docs://The Mark - Tallahassee/22593-BLDG B-PLAN.R22.rvt
6/28/2023 12:51:23 PM

DESIGN ENVIRONMENTS

DESIGN for LIFE

Atlanta | Boston | Chicago | Greensboro | San Francisco
Hospitality | Institutional | Multi Family | Residential | Senior Living | Student Housing

DESIGN ENVIRONMENTS
DESIGN for LIFE
Mark at Tallahassee Phase III Bldg. B
Landmark Properties (LLP) (Member of Landmark Properties)
This Drawing is the property of Design Environments and may not be reproduced or used without their written permission.

CONTACTS

INTERIOR DESIGNER: DESIGN ENVIRONMENTS
3025 Chastain Meadows Pkwy, Suite 200
Marietta, GA 30066
Phone 770.429.3200
Fax 770.429.3201

PROJECT DESIGNER: Jeanne Wilson
E-MAIL jwilson@designenvironments.com

CAD DESIGNER: CAD DESIGNER
E-MAIL tperry@designenvironments.com

OWNER: LANDMARK PROPERTIES
315 Oconee St.
Athens, GA 30601
PHONE 305.510.1476
FAX
E-MAIL dale.hope@LandmarkProperties.com

CONTACT: Dale Hope

ARCHITECT: NILES BOLTON ASSOCIATES
3060 Peachtree Rd NW, Unit 600
Atlanta, GA 30305
PHONE 404.365.7600
FAX
E-MAIL kreed@nilesbolton.com

PROJECT ARCHITECT: Kirsten Reed

SHEET INDEX

1. GENERAL NOTES

GN.1 COVER
GN.2 NOTES AND SYMBOLS

2. PLANS

ID.100	BLDG. B LEVEL 2.5 ARCHITECTURAL AND KEY PLAN	ID.400	BLDG. B LEVEL 2.5 FLOOR COVERING PLAN
ID.101	BLDG. B LEVEL 3 ARCHITECTURAL AND KEY PLAN	ID.401	BLDG. B LEVEL 3 FLOOR COVERING PLAN
ID.200	BLDG. B LEVEL 2.5 REFLECTED CEILING PLAN	ID.500	BLDG. B LEVEL 2.5 FURNITURE AND FIXTURES PLAN
ID.201	BLDG. B LEVEL 3 REFLECTED CEILING PLAN	ID.501	BLDG. B LEVEL 3 FURNITURE AND FIXTURES PLAN
ID.300	BLDG. B LEVEL 2.5 ELECTRICAL ADDITIONS PLAN		
ID.301	BLDG. B LEVEL 3 ELECTRICAL ADDITIONS PLAN		

3. ELEVATION AND DETAILS

ID.600 INTERIOR ELEVATIONS AND DETAILS
ID.601 INTERIOR ELEVATIONS AND DETAILS
ID.602 INTERIOR ELEVATIONS AND DETAILS
ID.603 INTERIOR ELEVATIONS AND DETAILS
ID.604 INTERIOR ELEVATIONS AND DETAILS
ID.605 INTERIOR ELEVATIONS AND DETAILS
ID.606 INTERIOR ELEVATIONS AND DETAILS
ID.607 INTERIOR ELEVATIONS AND DETAILS
ID.608 INTERIOR ELEVATIONS AND DETAILS

4. FINISH SCHEDULE

FS.1 MOULDING PROFILES
FS.2 FINISH SCHEDULES
FS.3 FINISH SCHEDULES
FS.4 FINISH SCHEDULES

PROJECT

22593-B

LEASING/ AMENITIES
MARK at TALLAHASSEE PHASE III BLDG. B
TALLAHASSEE, FL
LANDMARK PROPERTIES

DR.	REV.	DATE	REMARK	ISS.

RELEASED FOR CONSTRUCTION

BEGIN DATE: 05.18.23
RELEASE DATE: 06.28.23
DESIGNER: JW
CAD DESIGNER: TP
REVIEWED BY: MG,JW,TP

JOB # : 22593-B
TITLE: COVER
SHEET: GN.1


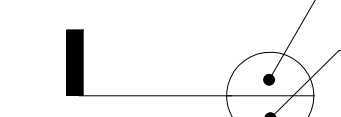

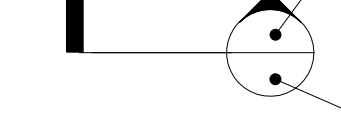

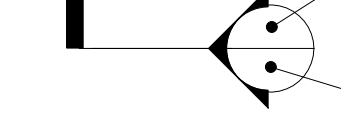






GENERAL NOTES

- CABINETRY AND MILLWORK CONTRACTORS ARE RESPONSIBLE FOR VERIFYING ALL SITE DIMENSIONS REQUIRED FOR PROPER INSTALLATION AND FIT OF THEIR WORK.
- THE DESIGNER IS NOT RESPONSIBLE FOR THE TECHNIQUES, MEANS, AND METHODS EMPLOYED BY THE CONTRACTOR OR HIS SUBCONTRACTORS FOR THE FABRICATION OR INSTALLATION OF A SPECIFIED ITEM OR MATERIAL.
- SHOULD ANY SUBSTITUTIONS BE MADE BY THE CONTRACTOR, OWNER, OR ANY OF THEIR AGENTS, IT IS THE RESPONSIBILITY OF THE PARTY SUBMITTING THE SUBSTITUTION REQUEST TO RESEARCH AND QUALIFY THAT PERFORMANCE AND CONSTRUCTION SPECIFICATIONS MEET THOSE OF THE ORIGINALLY SPECIFIED ITEM OR MATERIAL PRIOR TO FIELD IMPLEMENTATION.
- CONTRACTOR SHALL VERIFY ALL EXISTING CONDITIONS AND REPORT ANY CONDITIONS THAT ARE IN CONFLICT WITH THE DRAWINGS AND SPECIFICATIONS TO THE DESIGNER IMMEDIATELY. DO NOT PROCEED WITH CONSTRUCTION UNTIL ALL DISCREPANCIES ARE RESOLVED.
- ALL CONSTRUCTION SHALL CONFORM TO THE REQUIREMENTS OF ALL GOVERNING FEDERAL, STATE, AND LOCAL BUILDING CODES.
- DIMENSIONS INDICATED ON THE PARTITION PLAN ARE TO THE FINISHED FACE OF THE PARTITION, UNLESS NOTED OTHERWISE ON THE PLAN. WHERE CLEAR DIMENSIONS ARE NOTED, THEY ARE CRITICAL FOR CLEARANCE OF FURNITURE OR EQUIPMENT AND MUST BE MAINTAINED.
- CABINETRY AND MILLWORK CONTRACTORS ARE RESPONSIBLE FOR SUBMITTING WORKING DRAWINGS OF THE DESIGNS TO THE OWNER FOR APPROVAL.
- SUPERINTENDENT IS RESPONSIBLE FOR HAVING ALL APPLICABLE MATERIALS APPROVED THROUGH COUNTY INSPECTORS PRIOR TO PURCHASE.
- SHOULD ANY QUESTIONS ARISE AT ANY TIME DURING THE PRICING, FABRICATION INSTALLATION OF ANY OF THE DESIGNS INCLUDED HEREIN PLEASE CONTACT THE DESIGNER FOR CLARIFICATION.
- ANY DESIGN CHANGES REQUESTED BY THE CONTRACTOR OR THE OWNER SHALL BE CONSIDERED BY THE DESIGNER AS THEY RELATE TO THE AESTHETICS OF THE DESIGN CONCEPT. NOTIFY DESIGN ENVIRONMENTS INC. OF SUCH CHANGES FOR CONSIDERATION.

FINISH NOTES

- ALL INTERIOR FINISH SPECIFICATIONS AS REQUIRED OF THE INTERIOR DESIGNER ARE INCLUDED HEREIN. SHOULD ANY QUESTIONS ARISE REGARDING THE FINISH DRAWINGS OR SPECIFICATIONS WHICH REQUIRE CLARIFICATION, THE DESIGNER IS TO BE CONSULTED BEFORE PROCEEDING. THE DESIGNER IS NOT RESPONSIBLE FOR DISCREPANCIES THAT ARISE DUE TO CHANGES BY THE BASE BUILDING ARCHITECT, CONTRACTORS, CONSULTANTS, TENANTS, LANDLORDS, OR OWNERS AFTER THIS DATE.
- ALL FINISHES AND MATERIALS SHALL BE AS INDICATED IN THE FINISH SCHEDULES. NO SUBSTITUTIONS WILL BE ACCEPTED WITHOUT PRIOR APPROVAL OF THE DESIGNER.
- FOR CLARIFICATION OF FINISHES WHERE CASEWORK BUILT-INS, OR SPECIAL TREATMENTS OCCUR, REFER TO THE ELEVATIONS AND/OR DETAILS.
- ALL MISCELLANEOUS GRILLES, DIFFUSER PLATES, ACCESS PANELS, LIGHT FIXTURE TRIM, ETC. OCCURRING ON WALLS AND/OR CEILINGS ARE TO BE FINISHED TO ON WALLS AND/OR CEILINGS ARE TO BE FINISHED TO MATCH THE WALL OR CEILING ON WHICH THEY OCCUR.
- ALL SURFACES WHICH ARE TO RECEIVE A FINISH APPLICATION SHALL BE COMPLETELY SMOOTH. IF SURFACES ARE NOT ACCEPTABLE TO RECEIVE FINISHES, NOTIFY GENERAL CONTRACTOR AND HAVE SURFACES CORRECTED BEFORE BEGINNING FINISH APPLICATION.
- ALL FINISH APPLICATIONS TO BE FREE OF ALL IMPERFECTIONS.
- UNLESS OTHERWISE STATED IN THE SPECIFICATIONS, ALL PAINTED SURFACES ARE TO RECEIVE ONE PRIME AND A MINIMUM OF TWO FINISH COATS. PRIME ALL SURFACES ACCORDING TO MANUFACTURER'S SPECIFICATIONS PRIOR TO APPLICATION OF PAINT. THE NUMBER OF COATS SPECIFIED IS THE MINIMUM NUMBER REQUIRED. APPLY ADDITIONAL COATS WHEN UNDERCOATS, STAINS, OR OTHER CONDITIONS SHOW THROUGH FINAL COAT OF PAINT UNTIL PAINT FILM IS OF UNIFORM FINISH, COLOR, AND APPEARANCE.
- ALL CASEWORK TO BE PAINTED SHALL BE SANDED SMOOTH, CLEANED, AND DEFECTS CORRECTED PRIOR TO PAINTING. WOOD SHALL BE PRIMED AS RECOMMENDED BY THE PAINT MANUFACTURER AND PAINTED WITH TWO COATS OF PAINT OF THE TYPE, COLOR, AND FINISH INDICATED.
- CONTRACTOR SHALL PREPARE A SAMPLE OF EACH STAINED FINISH ON THE APPROPRIATE MATERIAL AND SUBMIT THAT SAMPLE TO THE DESIGNER FOR APPROVAL PRIOR TO PROCEEDING WITH THE STAINING AND FINISHING OF ANY ITEM. COLOR, FINISH, AND MATERIAL OF COMPLETED WORK SHALL MATCH THAT OF THE APPROVED SAMPLE.
- ALL EXPOSED EDGES OF PLYWOOD USED IN SHELVING, ETC. IS TO BE EDGE BANDED.
- STAIN GRADE OR PAINT GRADE TRIM IS SPECIFIED HEREIN. ALL WOOD THAT IS TO BE STAINED MUST BE OF THE SAME SPECIES OF WOOD AS IS SPECIFIED.

SYMBOL LEGENDS

-  DETAIL KEY
-  SHEET NUMBER
-  ELEVATION LETTER
-  SHEET NUMBER
-  ELEVATION LETTER
-  SHEET NUMBER
-  DETAIL KEY
-  SHEET NUMBER
-  MATERIAL TYPE
-  MATERIAL NUMBER
-  ARCHITECTURAL CHANGES PER DEI
-  REVISION NUMBER

ABBREVIATIONS

- CT - COUNTERTOP
- F - FLOORING
- L - LIGHTING
- M - MISCELLANEOUS
- P - PAINT
- S - STAIN
- T - MOULDING PROFILE
- W - WALLCOVERING
- VIF - VERIFY IN FIEL
- AFF - ABOVE FINISH FLOOR
- ARCH - ARCHITECT
- CLG - CEILING
- C - CENTERLINE
- R - RADIUS
- EQ - EQUAL
- MIN - MINIMUM
- MAX - MAXIMUM
- TYP - TYPICAL
- TBD - TO BE DETERMINED

DESIGN ENVIRONMENTS
DESIGN FOR LIFE

Mark at Tallahassee Phase III Bldg. B
Tallahassee, FL
Landmark Properties

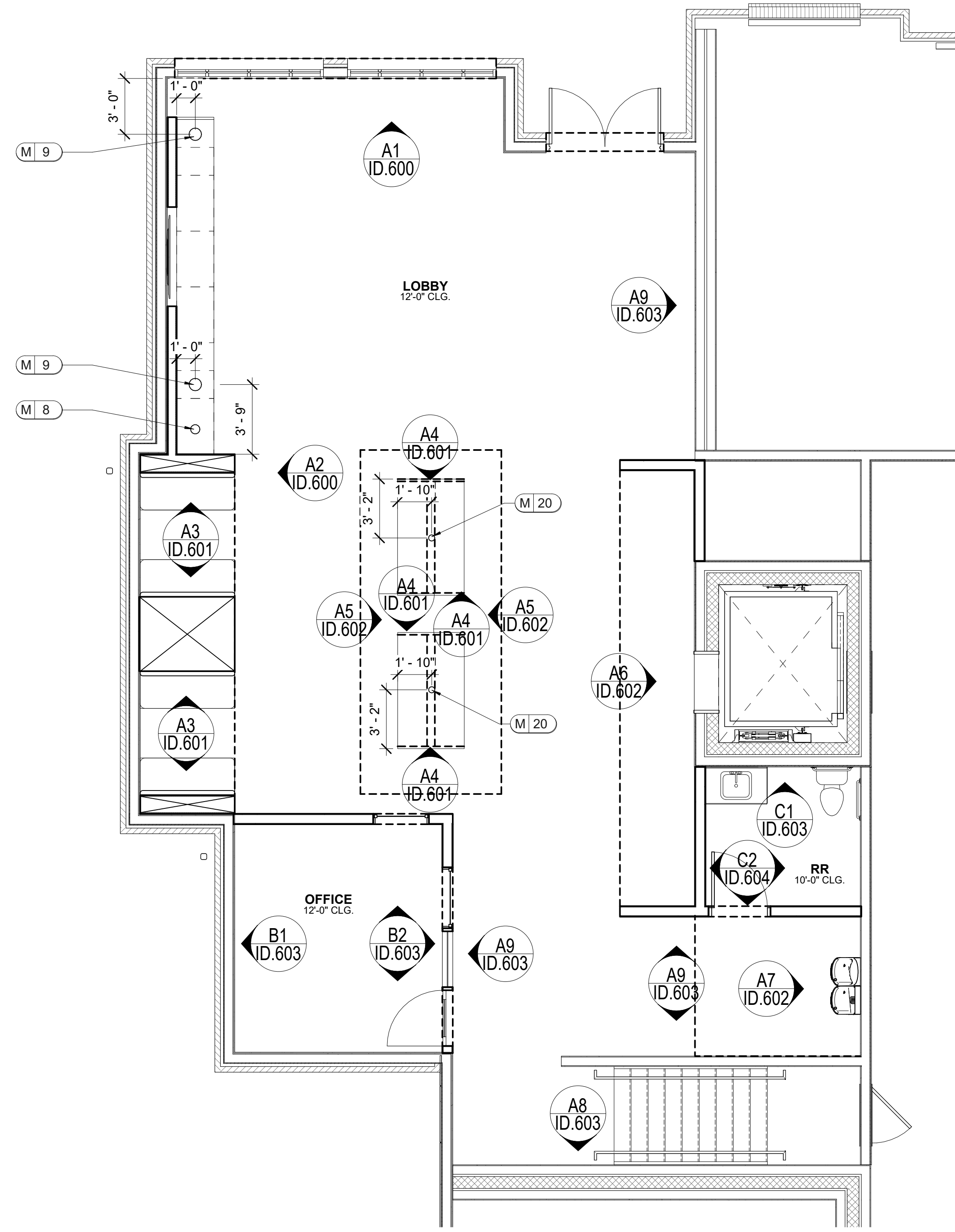
This Drawing is the property of Design Environments and may not be reproduced or used without their written permission.

LEASING/ AMENITIES
MARK at TALLAHASSEE PHASE III BLDG. B
TALLAHASSEE, FL
LANDMARK PROPERTIES

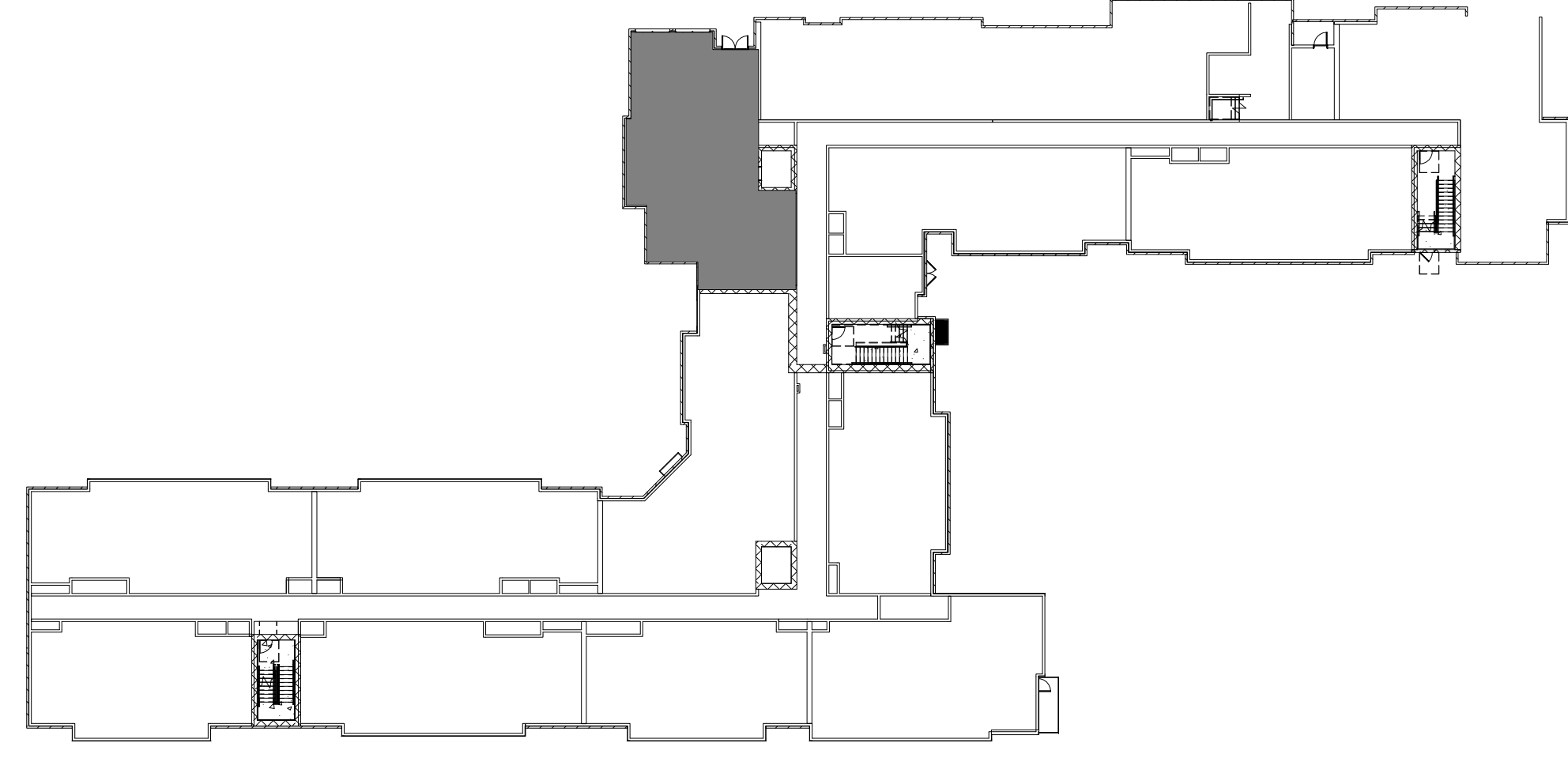
REVISIONS			
DR.	REV.	DATE	REMARK

RELEASED FOR CONSTRUCTION			
BEGIN DATE:	05.20.23	DESIGNER:	JW
RELEASE DATE:	06.28.23	CAD DESIGNER:	TP
		REVIEWED BY:	MG,JW,TP

JOB # :	22593-B
TITLE:	NOTES AND SYMBOLS
SHEET:	GN.2



1 BLDG. B LEVEL 2.5 ARCHITECTURAL AND KEY PLAN
 ID.100 SCALE: 1/4" = 1'-0"



DESIGN ENVIRONMENTS
 DESIGN FOR LIFE
Health | Safety | Environment | Quality | Performance

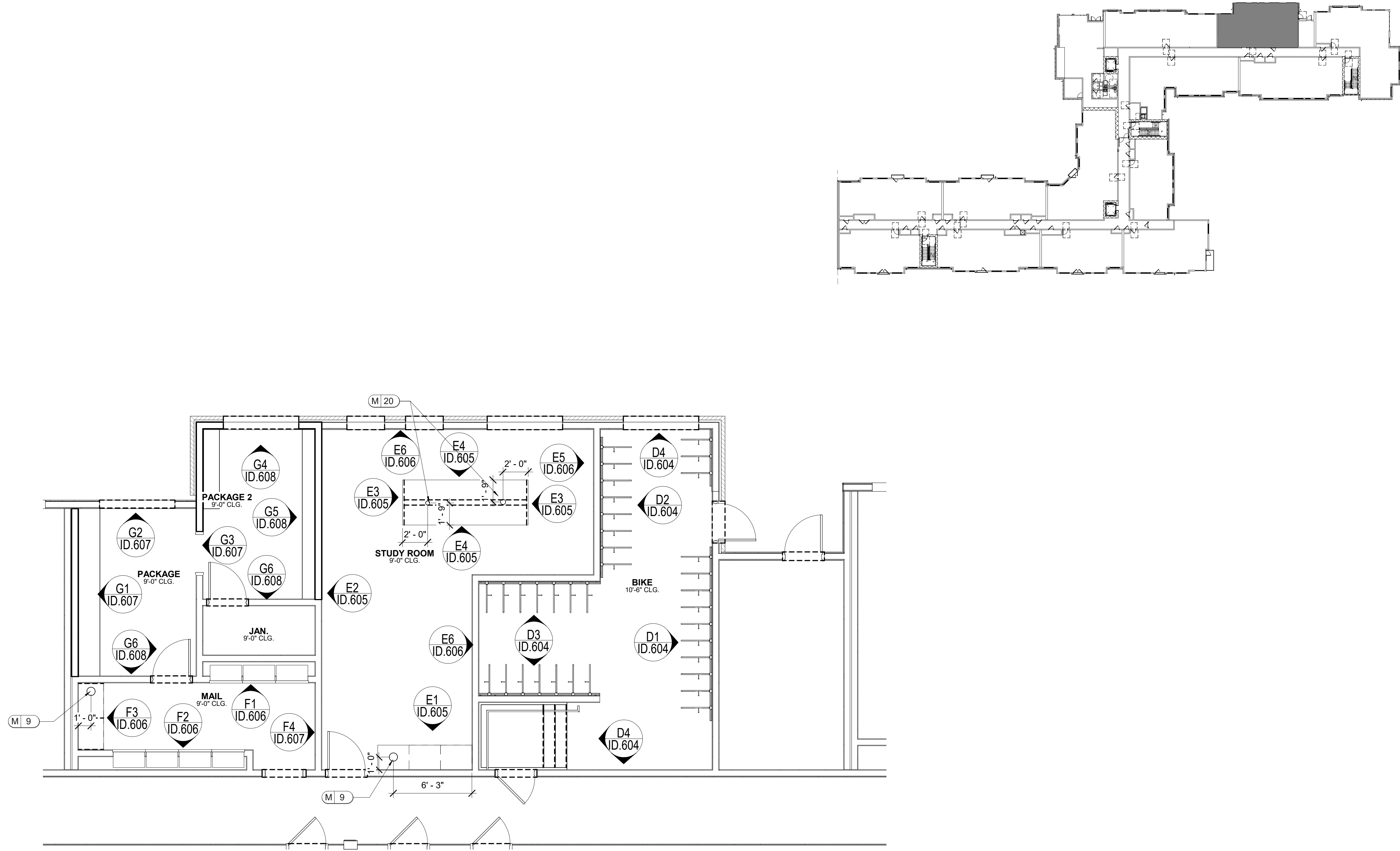
This Drawing is the property of Design Environments and may not be reproduced or used without their written permission.

LEASING/ AMENITIES
MARK at TALLAHASSEE PHASE III BLDG. B
TALLAHASSEE, FL
LANDMARK PROPERTIES

DR.	REV.	DATE	REMARK	ISS

RELEASED FOR CONSTRUCTION	
BEGIN DATE:	05.20.23
RELEASE DATE:	06.28.23
DESIGNER:	JW
CAD DESIGNER:	TP
REVIEWED BY:	MG,JW,TP

JOB # :	22593-B
TITLE:	BLDG. B LEVEL 2.5 ARCHITECTURAL AND KEY PLAN
SHEET:	ID.100



1 BLDG. B LEVEL 3 ARCHITECTURAL AND KEY PLAN
 ID.101 SCALE: 1/4" = 1'-0"

LEASING/ AMENITIES
MARK at TALLAHASSEE PHASE III BLDG. B
TALLAHASSEE, FL
LANDMARK PROPERTIES

REVISIONS				
DR.	REV.	DATE	REMARK	ISS

RELEASED FOR CONSTRUCTION	
BEGIN DATE:	05.20.23
RELEASE DATE:	06.28.23
DESIGNER:	JW
CAD DESIGNER:	TP
REVIEWED BY:	MG,JW,TP

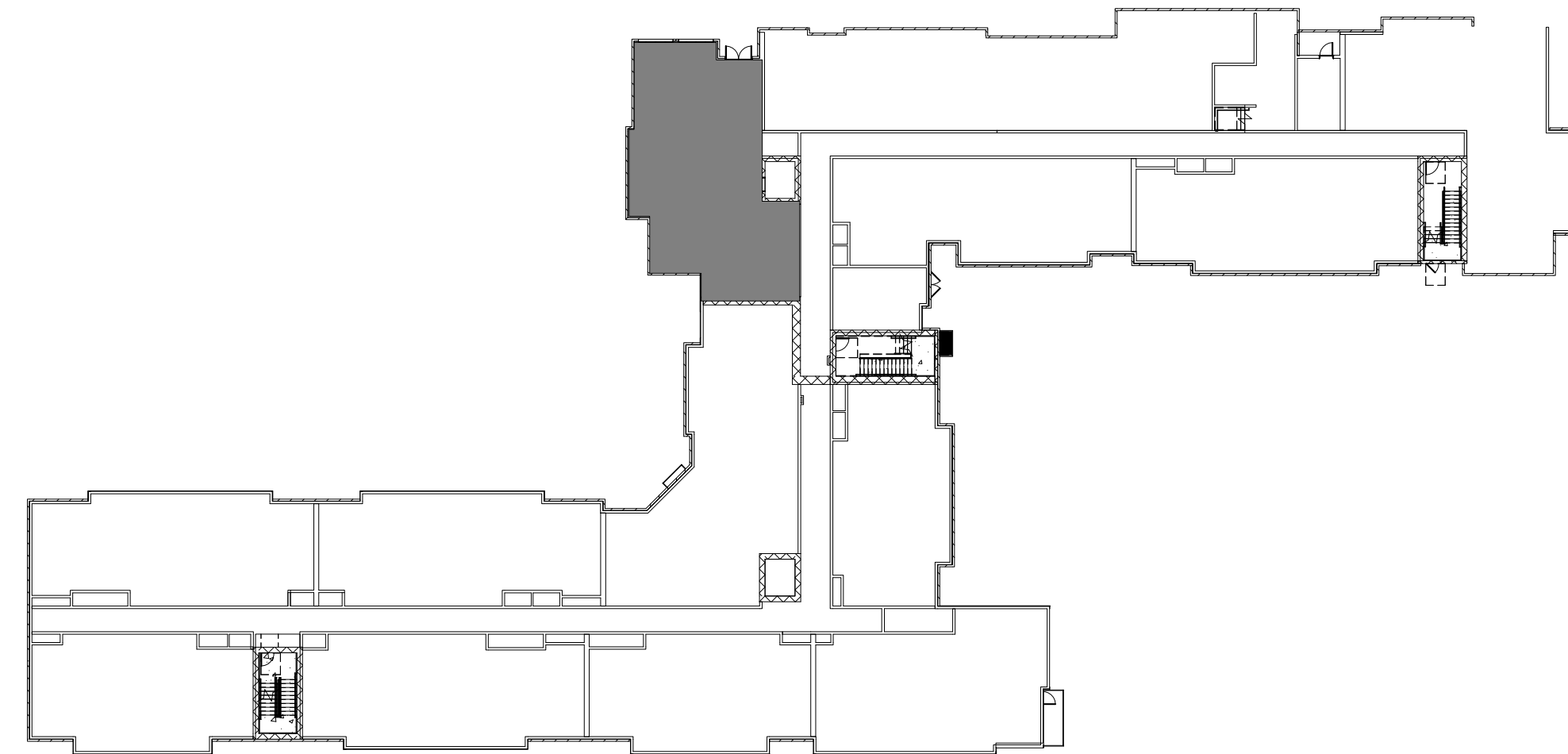
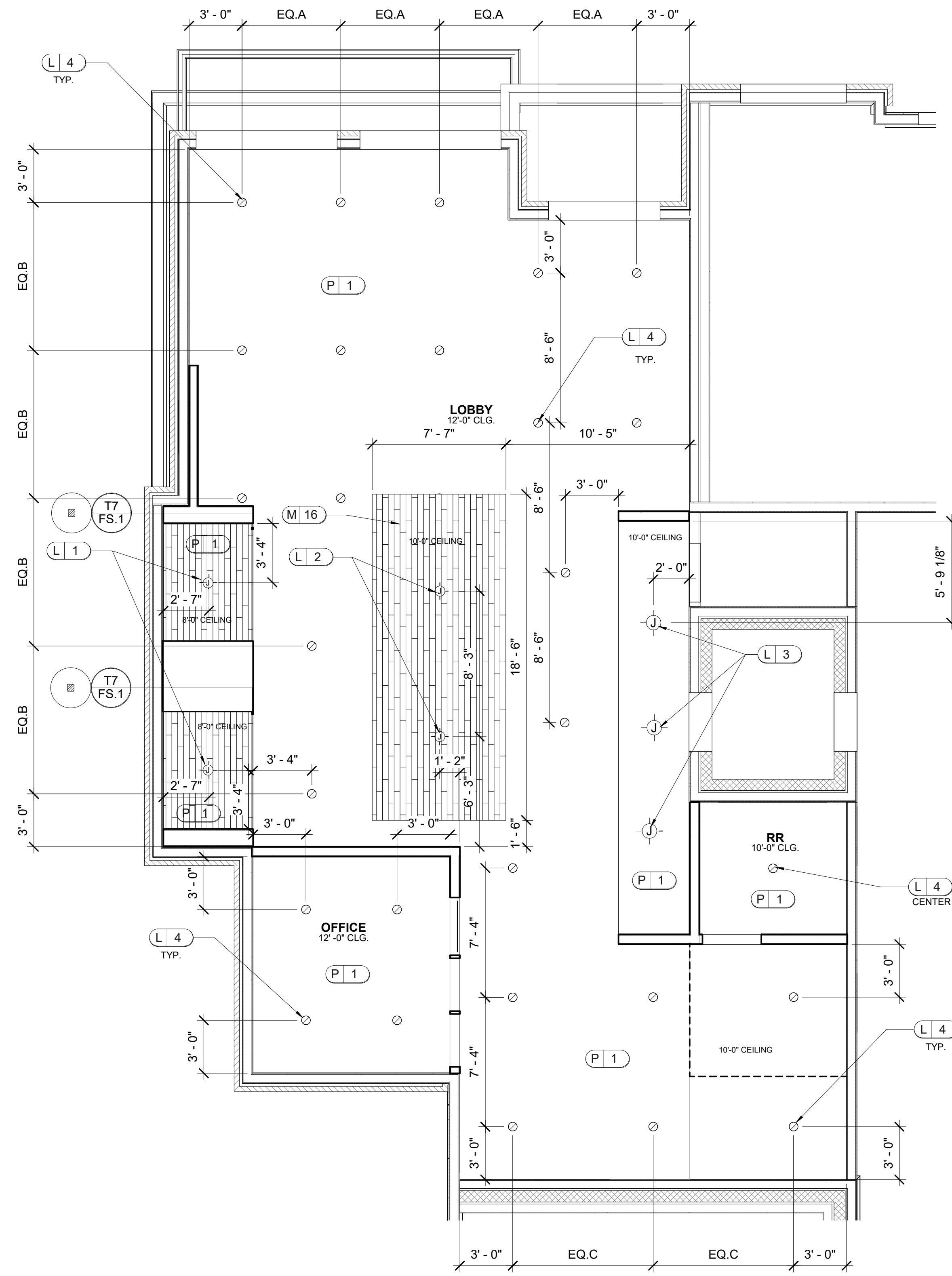
JOB # :	22593-B
TITLE:	BLDG. B LEVEL 3 ARCHITECTURAL AND KEY PLAN
SHEET:	ID.101

REFLECTED CEILING KEY:

○	RECESSED CAN
⊕	JUNCTION BOX

REFLECTED CEILING NOTE:
 LIGHTING LOCATIONS PER ARCH UNLESS OTHERWISE NOTED.

ELECTRICAL NOTES:
 ELECTRICAL OUTLET, JUNCTION BOX, AND LIGHTING MUST BE REFERRED TO AND CONFIRMED WITH ELECTRICAL ENGINEER'S DRAWINGS AS WELL AS STATE REQUIREMENTS. LOCATIONS AS SHOWN ARE DESIRABLE IN ACCORDANCE WITH DESIGN. REFER TO ELECTRICAL ENGINEER'S DRAWING FOR ELECTRICAL INFORMATION.



1 BLDG. B LEVEL 2.5 REFLECTED CEILING PLAN
 ID 200 SCALE: 1/4" = 1'-0"

DESIGN ENVIRONMENTS DESIGN FOR LIFE
Mark at Tallahassee, Florida
 10000 Highway 90, Tallahassee, Florida 32309
 This Drawing is the property of Design Environments and may not be reproduced or used without their written permission.

LEASING/ AMENITIES
MARK at TALLAHASSEE PHASE III BLDG. B
TALLAHASSEE, FL
LANDMARK PROPERTIES

REVISIONS

DR.	REV.	DATE	REMARK	HRIS

RELEASED FOR CONSTRUCTION

BEGIN DATE:	05.20.23
RELEASE DATE:	06.28.23
DESIGNER:	JW
CAD DESIGNER:	TP
REVIEWED BY:	MG,JW,TP

JOB # : 22593-B

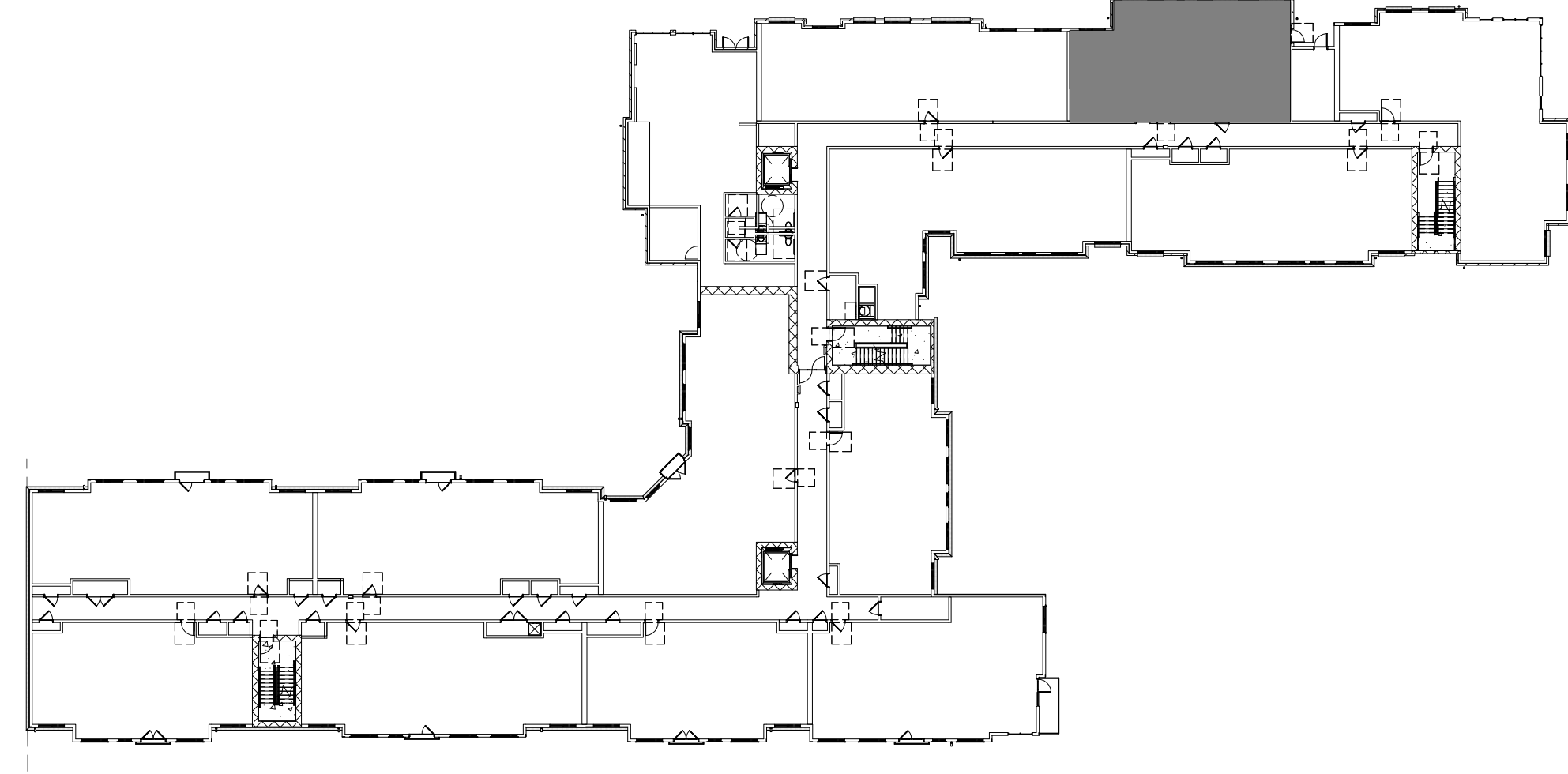
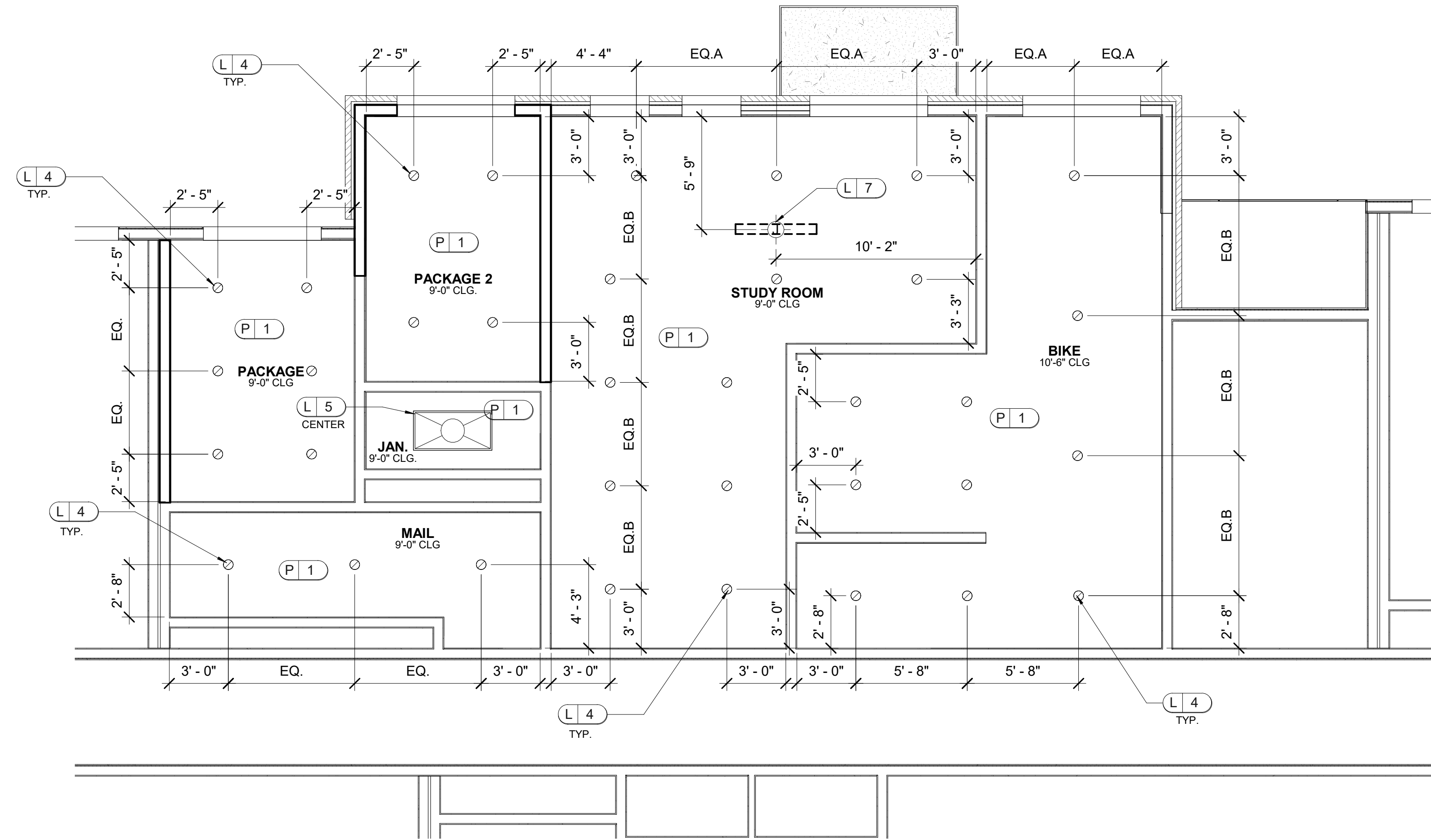
TITLE:	BLDG. B LEVEL 2.5 REFLECTED CEILING PLAN
SHEET:	ID.200

REFLECTED CEILING KEY:

	RECESSED CAN
	JUNCTION BOX
	2'-0" X 4'-0" LED LIGHT

REFLECTED CEILING NOTE:
 LIGHTING LOCATIONS PER ARCH UNLESS OTHERWISE NOTED.

ELECTRICAL NOTES:
 ELECTRICAL OUTLET, JUNCTION BOX, AND LIGHTING MUST BE REFERRED TO AND CONFIRMED WITH ELECTRICAL ENGINEER'S DRAWINGS AS WELL AS STATE REQUIREMENTS. LOCATIONS AS SHOWN ARE DESIRABLE IN ACCORDANCE WITH DESIGN. REFER TO ELECTRICAL ENGINEER'S DRAWING FOR ELECTRICAL INFORMATION.



1 BLDG. B LEVEL 3 REFLECTED CEILING PLAN
 ID.201 SCALE: 1/4" = 1'-0"

DESIGN ENVIRONMENTS DESIGN FOR LIFE
Mark at Tallahassee Phase III Building B
 (Leasing) (Interior) (Mechanical) (Electrical)
 This Drawing is the property of Design Environments and may not be reproduced or used without their written permission.

LEASING/ AMENITIES
MARK at TALLAHASSEE PHASE III BLDG. B
TALLAHASSEE, FL
LANDMARK PROPERTIES








REVISIONS

DR.	REV.	DATE	REMARK	HRIS

RELEASED FOR CONSTRUCTION

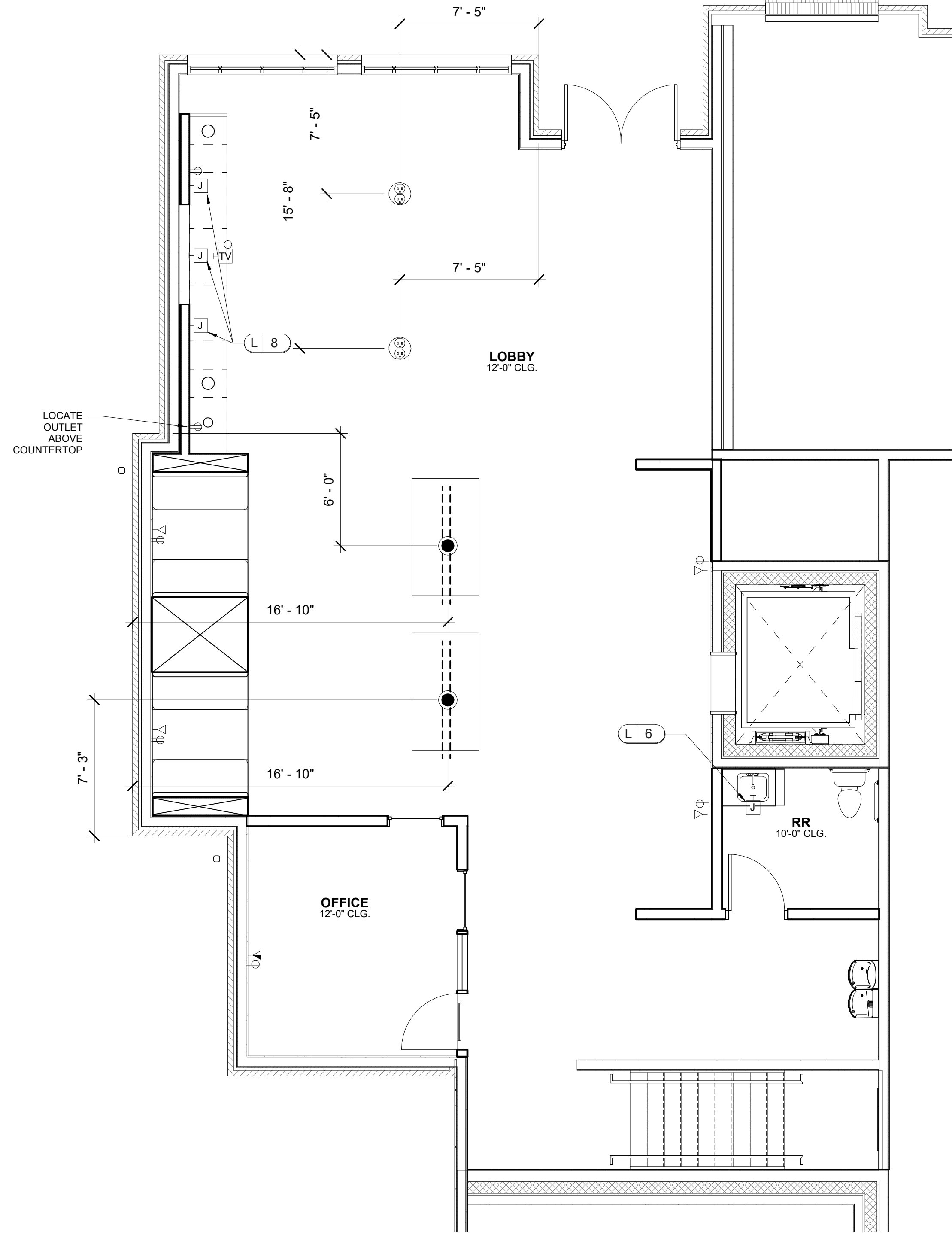
BEGIN DATE:	05.20.23
RELEASE DATE:	06.28.23
DESIGNER:	JW
CAD DESIGNER:	TP
REVIEWED BY:	MG,JW,TP

JOB # : 22593-B
TITLE: BLDG. B LEVEL 3 REFLECTED CEILING PLAN
SHEET: ID.201

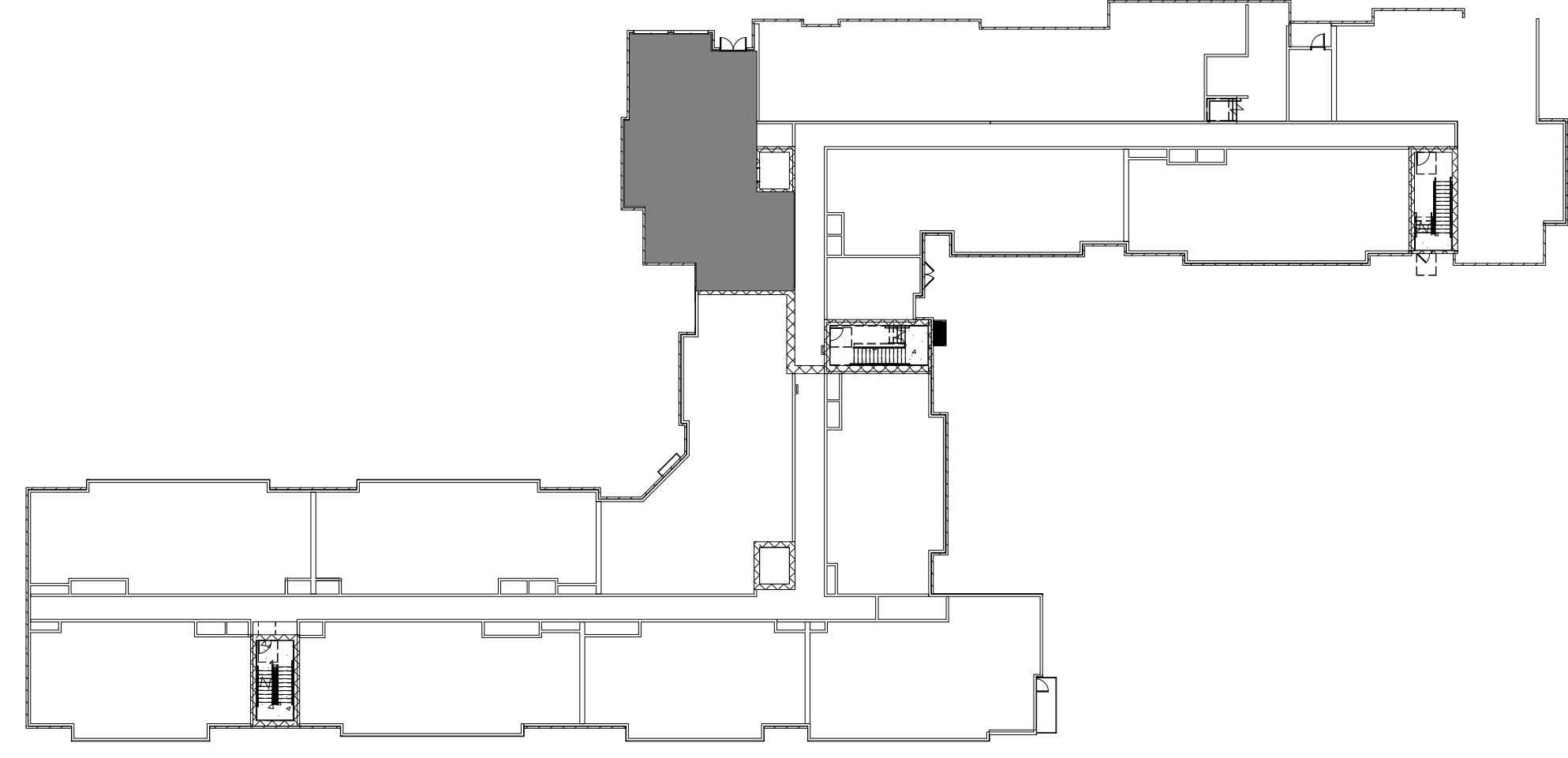
ELECTRICAL LEGEND:	
	DUPLEX OUTLET
	POWER SOURCE LOCATION
	DATA
	FLOOR ELECTRICAL OUTLET
	JUNCTION BOX FOR WALL SCONCE
	CABLE OUTLET
	PHONE / DATA

ELECTRICAL NOTE FOR FLOOR OUTLETS:
ELECTRICAL CONTRACTOR TO PULL WIRING PRIOR TO POURING CONCRETE SLAB FOR ALL FLOOR OUTLETS.

ELECTRICAL NOTES:
ELECTRICAL OUTLET, JUNCTION BOX, AND LIGHTING MUST BE REFERRED TO AND CONFIRMED WITH ELECTRICAL ENGINEER'S DRAWINGS AS WELL AS STATE REQUIREMENTS. LOCATIONS AS SHOWN ARE DESIRABLE IN ACCORDANCE WITH DESIGN. REFER TO ELECTRICAL ENGINEER'S DRAWING FOR ELECTRICAL INFORMATION.



1 BLDG. B LEVEL 2.5 ELECTRICAL ADDITIONS PLAN
ID.300 SCALE: 1/4" = 1'-0"



LEASING/ AMENITIES
MARK at TALLAHASSEE PHASE III BLDG. B
TALLAHASSEE, FL
LANDMARK PROPERTIES

DESIGN ENVIRONMENTS DESIGN FOR LIFE
Mark at Tallahassee (Phase III) Building B
This Drawing is the property of Design Environments and may not be reproduced or used without their written permission.

REVISIONS				
DR.	REV.	DATE	REMARK	ISS

RELEASED FOR CONSTRUCTION	
BEGIN DATE:	05.20.23
RELEASE DATE:	06.28.23
DESIGNER:	JW
CAD DESIGNER:	TP
REVIEWED BY:	MG,JW,TP

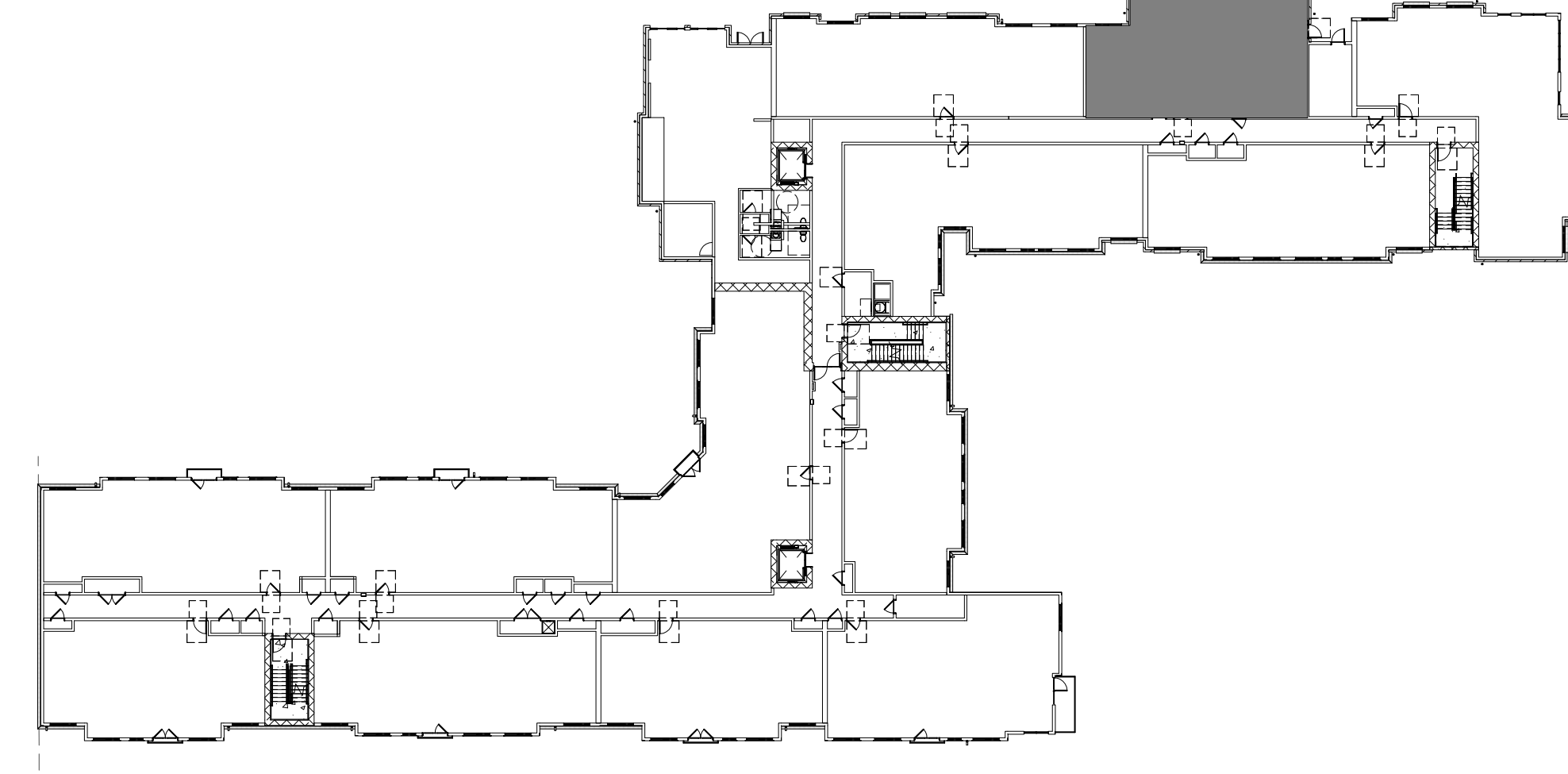
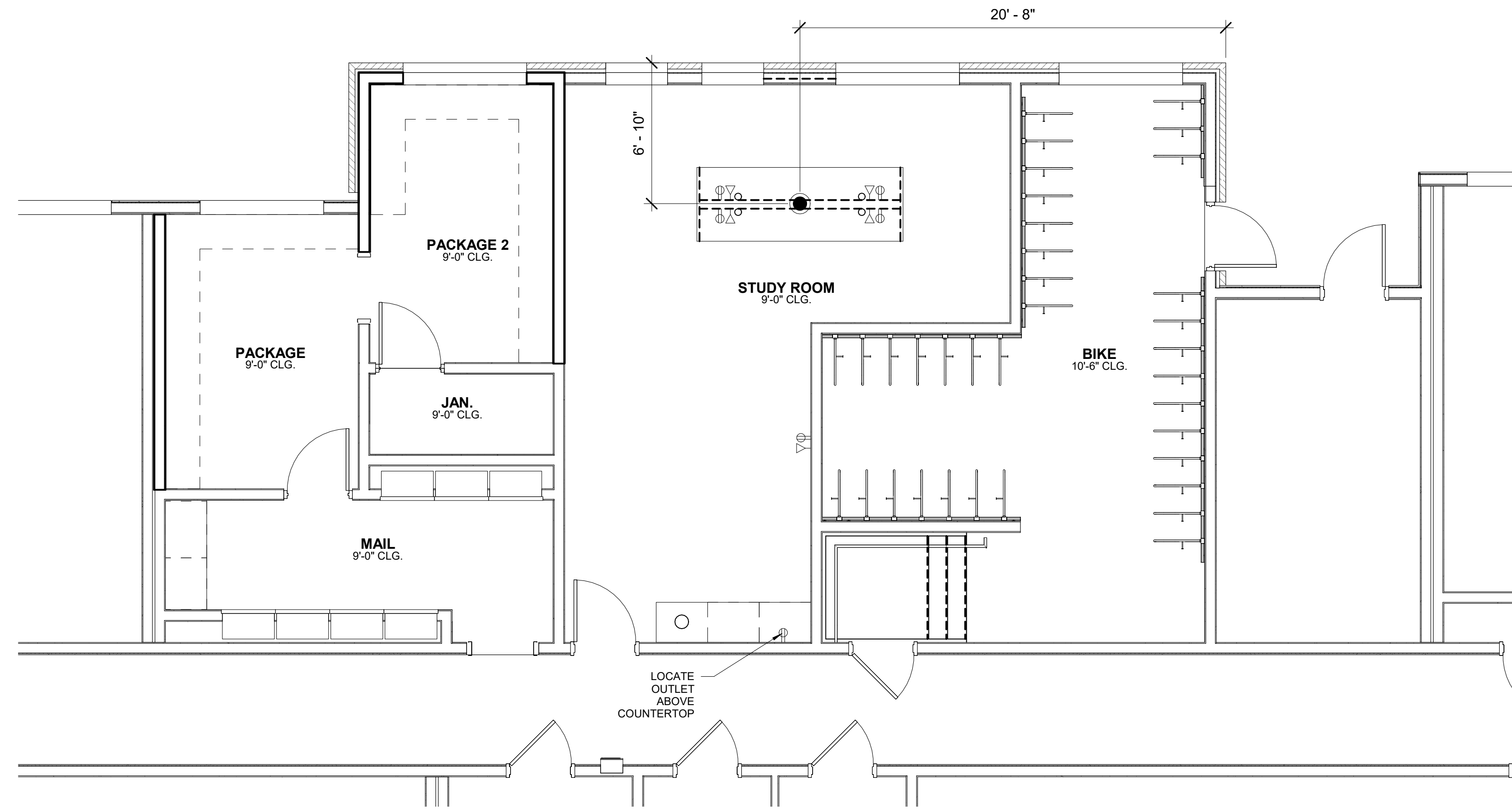
JOB # : 22593-B
TITLE: BLDG. B LEVEL 2.5 ELECTRICAL ADDITIONS PLAN
SHEET: **ID.300**

ELECTRICAL LEGEND:

⊕	DUPLEX OUTLET
⌚	DATA
●	POWER SOURCE LOCATION

ELECTRICAL NOTES:
 ELECTRICAL OUTLET, JUNCTION BOX, AND LIGHTING MUST BE REFERRED TO AND CONFIRMED WITH ELECTRICAL ENGINEER'S DRAWINGS AS WELL AS STATE REQUIREMENTS. LOCATIONS AS SHOWN ARE DESIRABLE IN ACCORDANCE WITH DESIGN. REFER TO ELECTRICAL ENGINEER'S DRAWING FOR ELECTRICAL INFORMATION.

ELECTRICAL NOTE FOR FLOOR OUTLETS:
 ELECTRICAL CONTRACTOR TO PULL WIRING PRIOR TO POURING CONCRETE SLAB FOR ALL FLOOR OUTLETS.



1 BLDG. B LEVEL 3 ELECTRICAL ADDITIONS PLAN
 ID.301 SCALE: 1/4" = 1'-0"

DESIGN ENVIRONMENTS DESIGN FOR LIFE
Mark at Tallahassee Phase III Bldg. B
 Landmark Properties (M&P) Tallahassee, FL 32309
 This Drawing is the property of Design Environments and may not be reproduced or used without their written permission.

LEASING/ AMENITIES
MARK at TALLAHASSEE PHASE III BLDG. B
TALLAHASSEE, FL
LANDMARK PROPERTIES

REVISIONS

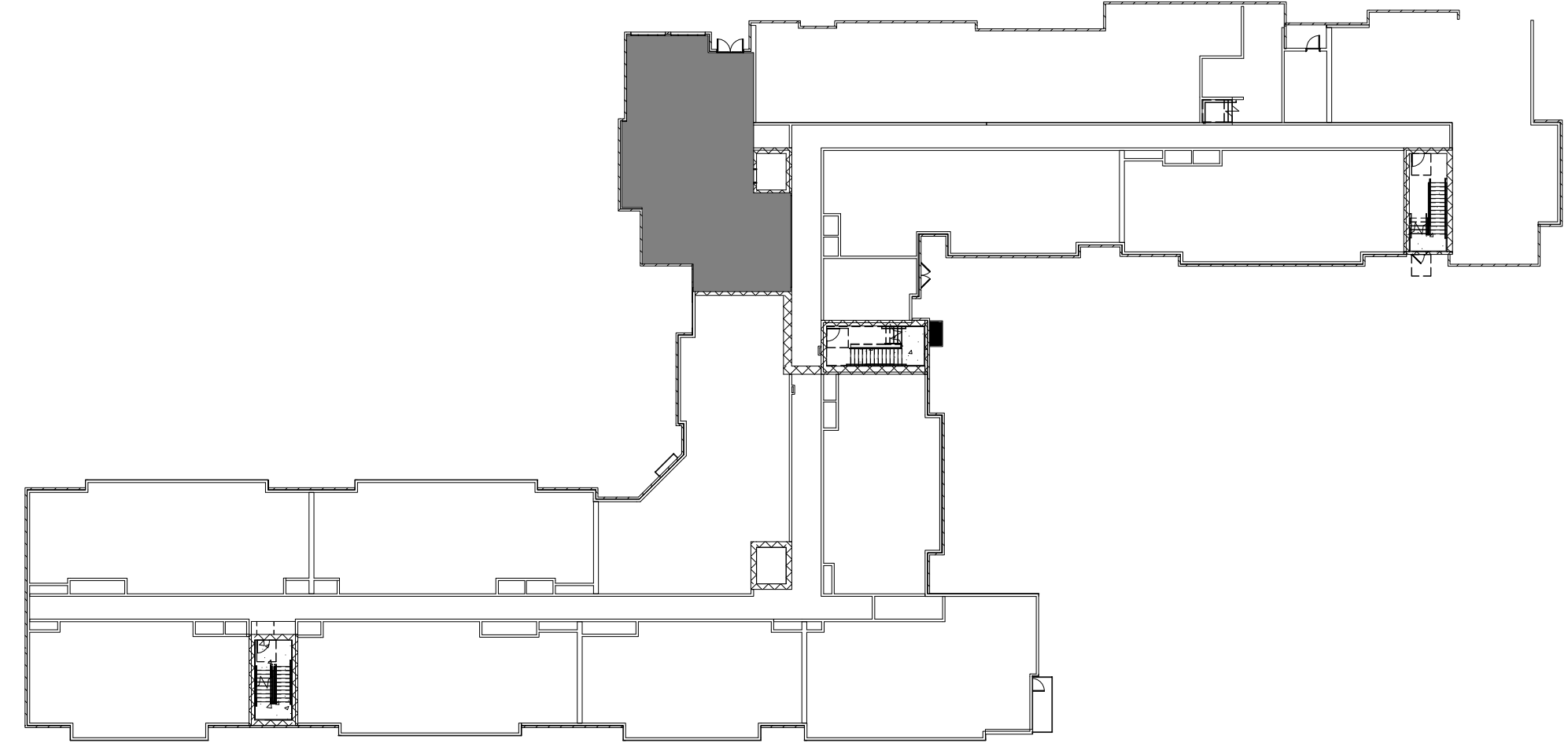
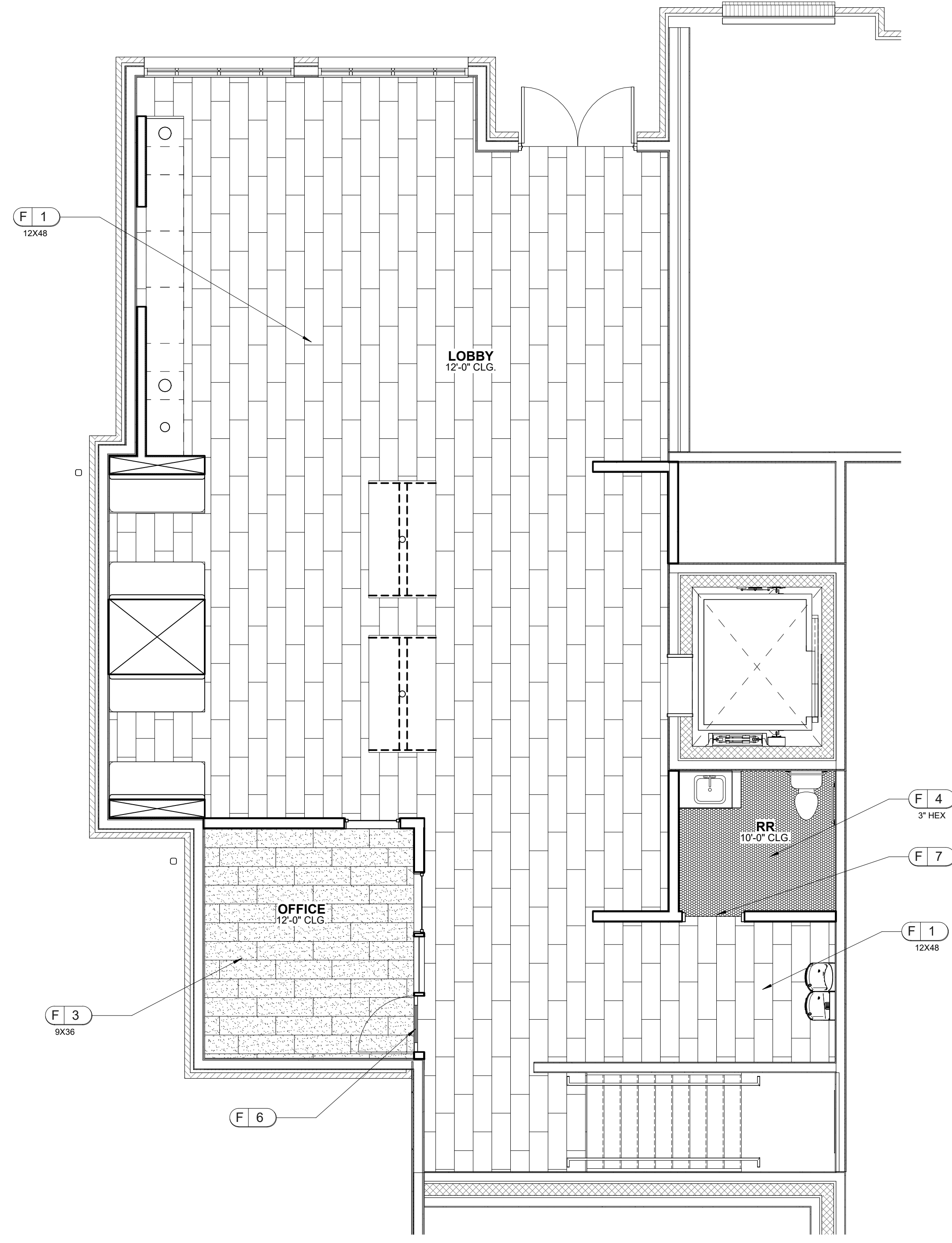
DR.	REV.	DATE	REMARK	DES

RELEASED FOR CONSTRUCTION

BEGIN DATE:	05.20.23
RELEASE DATE:	06.28.23
DESIGNER:	JW
CAD DESIGNER:	TP
REVIEWED BY:	MG,JW,TP

JOB # : 22593-B
TITLE: BLDG. B LEVEL 3 ELECTRICAL ADDITIONS PLAN
SHEET: ID.301

FLOORING NOTES:
1. BEFORE LAYING DOWN CARPET, BUILDER AND/OR INSTALLER ARE TO FOLLOW MANUFACTURER PADDING GUIDELINE. THEY ARE RESPONSIBLE FOR CONTACTING DEALER TO ENSURE THE CORRECT PADDING FOR EACH PARTICULAR NEED AND PROPER INSTALLATION.



1 BLDG. B LEVEL 2.5 FLOOR COVERING PLAN
ID.400
SCALE: 1/4" = 1'-0"

DESIGN ENVIRONMENTS DESIGN FOR LIFE
We help Other Architects Do Better
Health | Safety | Sustainability | Performance
This Drawing is the property of Design Environments and may not be reproduced or used without their written permission.

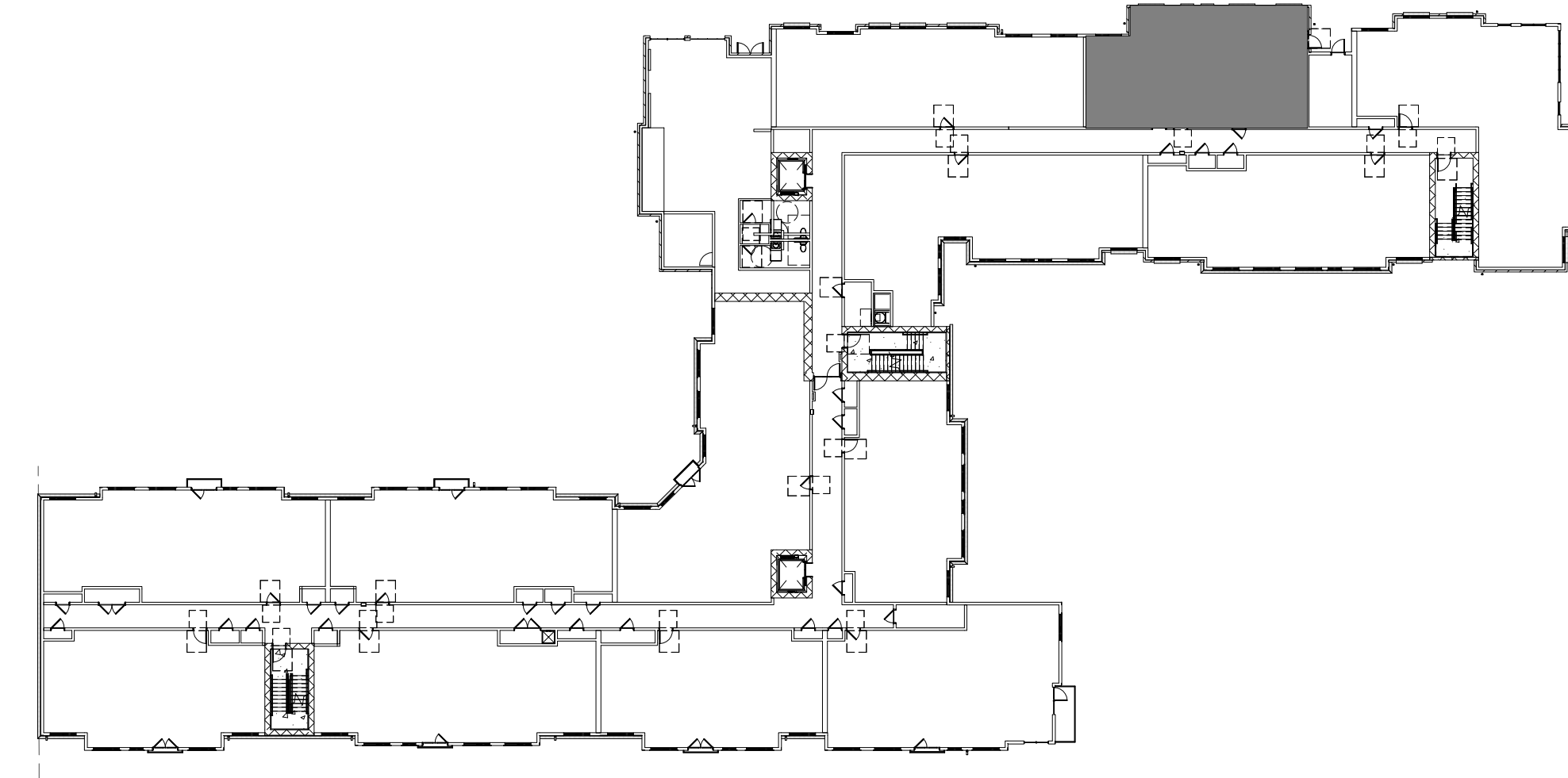
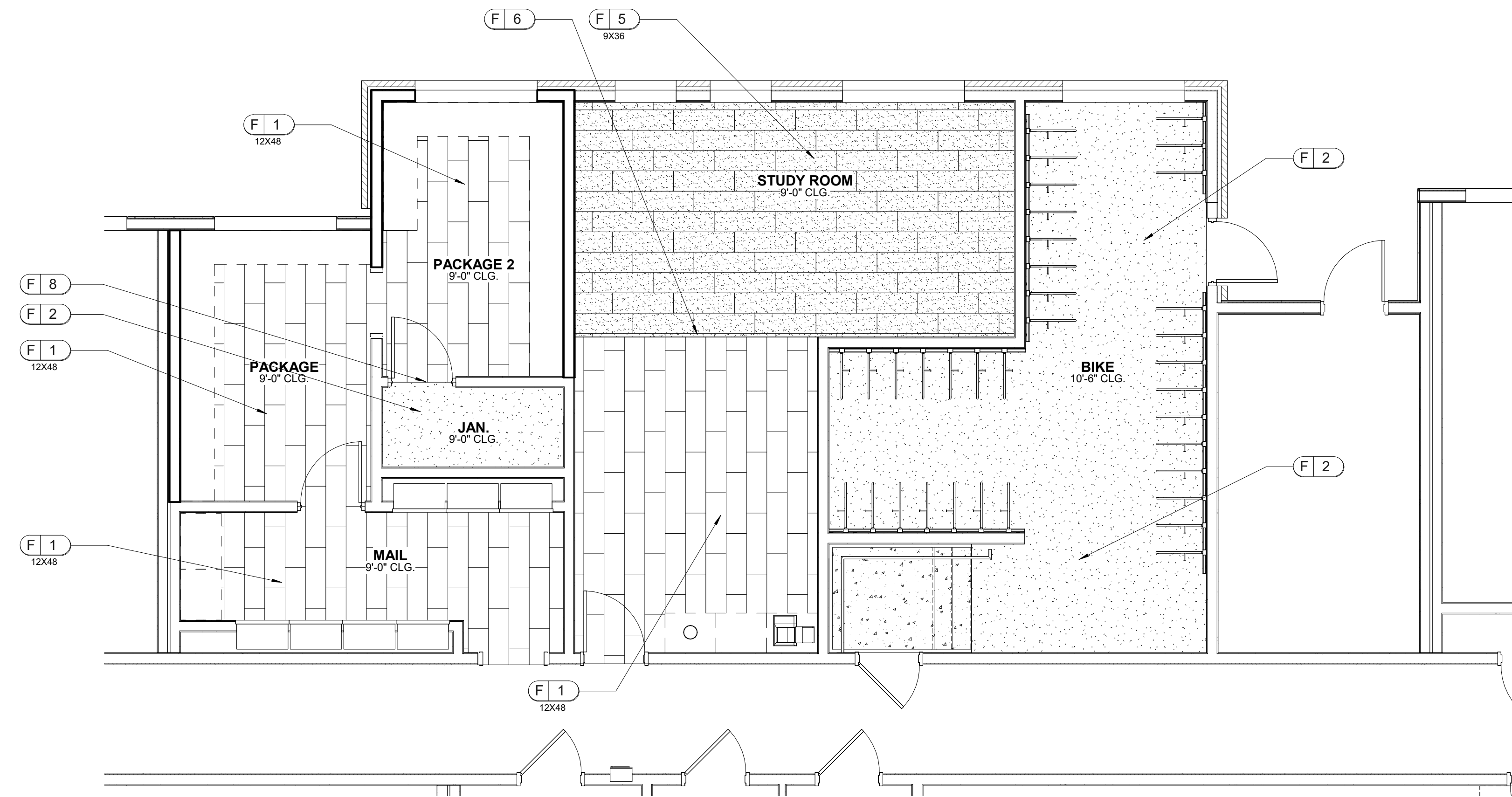
LEASING/ AMENITIES
MARK at TALLAHASSEE PHASE III BLDG. B
TALLAHASSEE, FL
LANDMARK PROPERTIES

DR.	REV.	DATE	REMARK	ISS.

RELEASED FOR CONSTRUCTION					
BEGIN DATE:	05.20.23	RELEASE DATE:	06.28.23	DESIGNER:	JW
CAD DESIGNER:	TP	REVIEWED BY:	MG,JW,TP		

JOB # : 22593-B
TITLE: BLDG. B LEVEL 2.5 FLOOR COVERING PLAN
SHEET: ID.400

FLOORING NOTES:
 1. BEFORE LAYING DOWN CARPET, BUILDER AND/OR INSTALLER ARE TO FOLLOW MANUFACTURER PADDING GUIDELINE. THEY ARE RESPONSIBLE FOR CONTACTING DEALER TO ENSURE THE CORRECT PADDING FOR EACH PARTICULAR NEED AND PROPER INSTALLATION.



1 BLDG. B LEVEL 3 FLOOR COVERING PLAN
 ID.401
 SCALE: 1/4" = 1'-0"

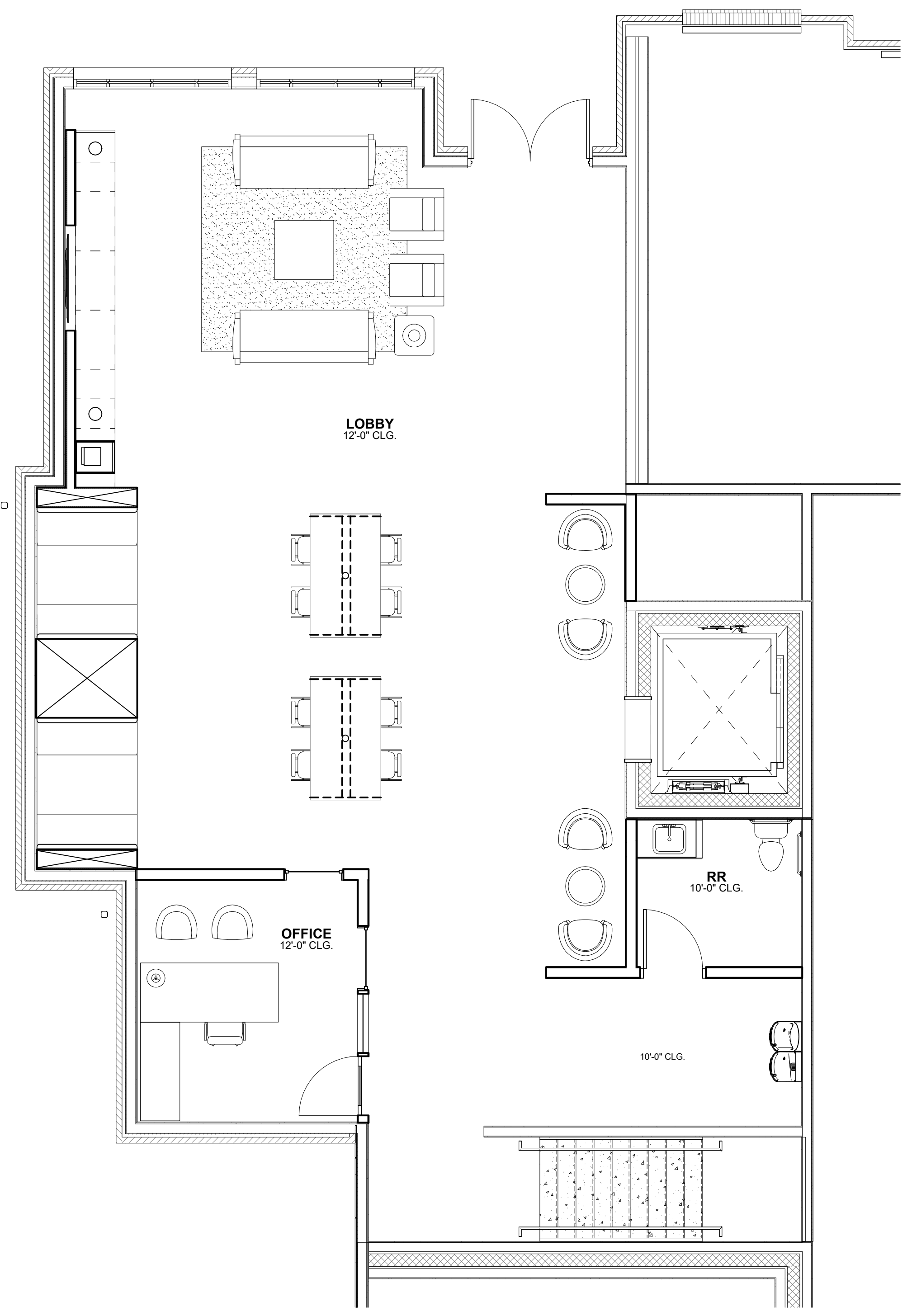
DESIGN ENVIRONMENTS DESIGN FOR LIFE
Health | Safety | Culture | Community | Environment
 This Drawing is the property of Design Environments and may not be reproduced or used without their written permission.

LEASING/ AMENITIES
MARK at TALLAHASSEE PHASE III BLDG. B
TALLAHASSEE, FL
LANDMARK PROPERTIES

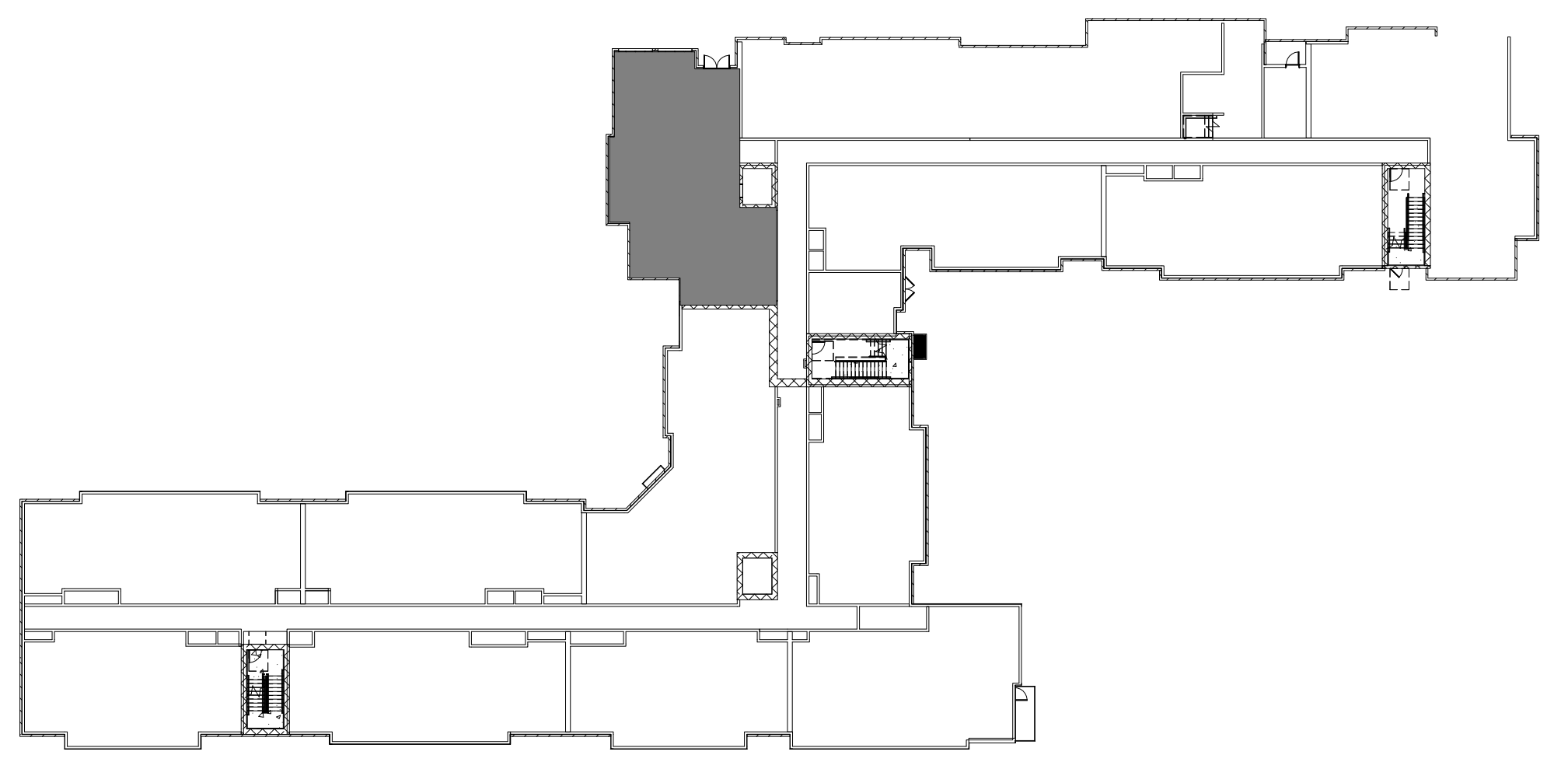
REVISIONS				
DR.	REV.	DATE	REMARK	ISS.

RELEASED FOR CONSTRUCTION	
BEGIN DATE:	05.20.23
RELEASE DATE:	06.28.23
DESIGNER:	JW
CAD DESIGNER:	TP
REVIEWED BY:	MG,JW,TP

JOB # : 22593-B
TITLE: BLDG. B LEVEL 3 FLOOR COVERING PLAN
SHEET: ID.401



1
 ID.500 **BLDG. B LEVEL 2.5 FURNITURE AND FIXTURES PLAN**
 SCALE: 1/4" = 1'-0"



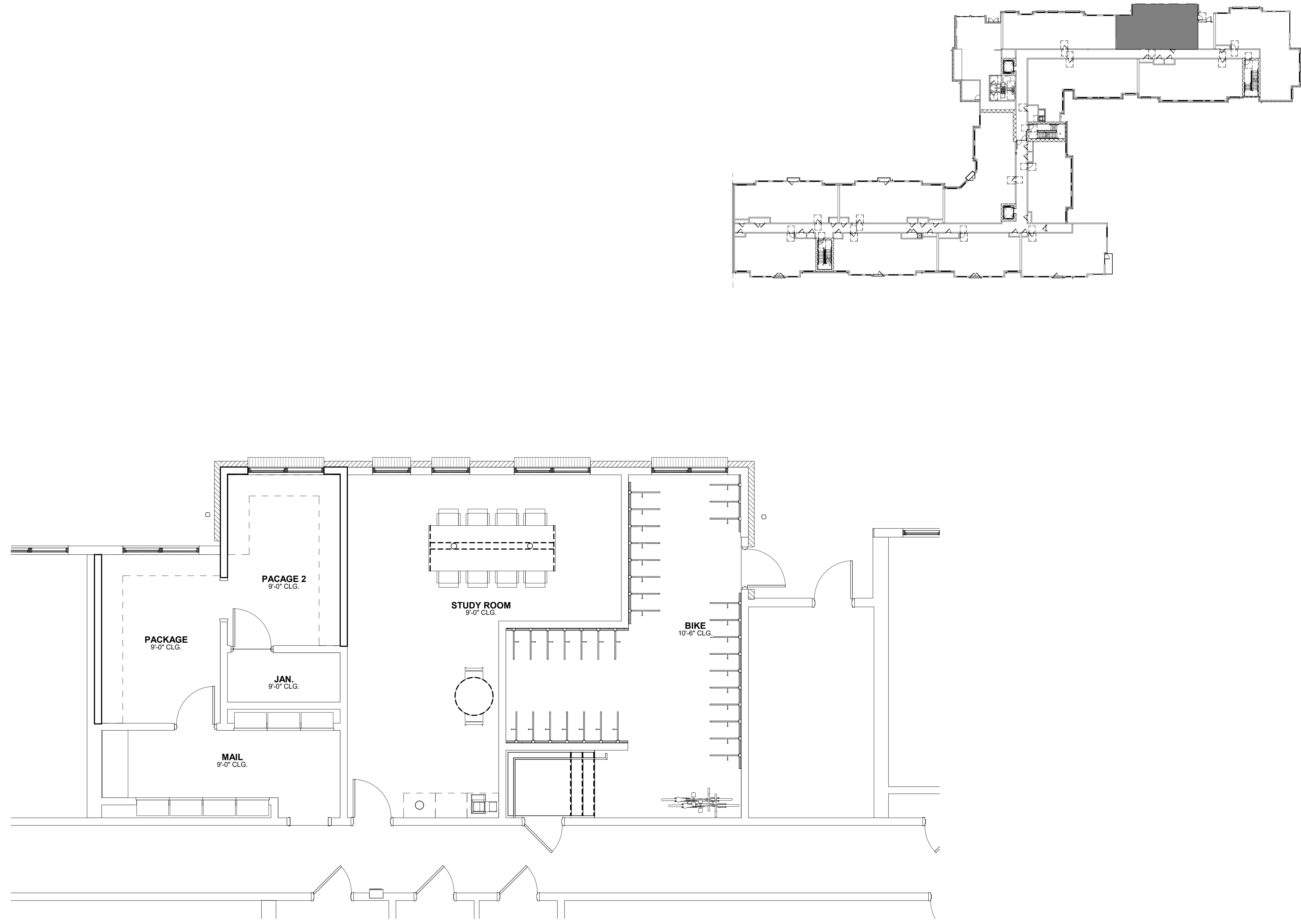
JOB # : 22593-B
TITLE: BLDG. B LEVEL 2.5 FURNITURE AND FIXTURES PLAN
SHEET: ID.500

RELEASED FOR CONSTRUCTION
BEGIN DATE: 05.20.23
RELEASE DATE: 06.28.23
DESIGNER: JW
CAD DESIGNER: TP
REVIEWED BY: MG,JW,TP

DR.	REV.	DATE	REMARK	ISS

LEASING/ AMENITIES
MARK at TALLAHASSEE PHASE III BLDG. B
TALLAHASSEE, FL
LANDMARK PROPERTIES

DESIGN ENVIRONMENTS DESIGN FOR LIFE
Health | Safety | Quality | Sustainability | Resilience
 This Drawing is the property of Design Environments and may not be reproduced or used without their written permission.



1 BLDG. B LEVEL 3 FURNITURE AND FIXTURES PLAN
 ID.501 SCALE: 1/4" = 1'-0"

JOB # : 22593-B
TITLE: BLDG. B LEVEL 3 FURNITURE AND FIXTURES PLAN
SHEET: ID.501

RELEASED FOR CONSTRUCTION
BEGIN DATE: 05.20.23
RELEASE DATE: 06.28.23
DESIGNER: JW
CAD DESIGNER: TP
REVIEWED BY: MG,JW,TP

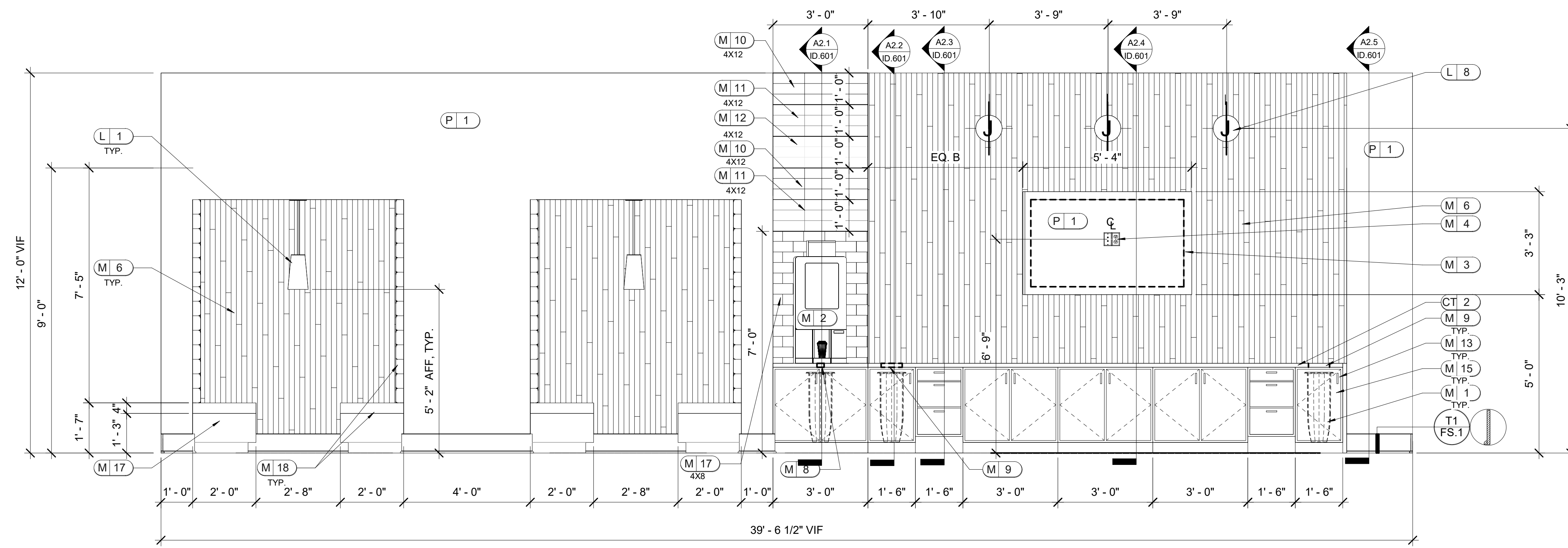
DR.	REV.	DATE	REMARK	ISS.

LEASING/ AMENITIES
MARK at TALLAHASSEE PHASE III BLDG. B
TALLAHASSEE, FL
LANDMARK PROPERTIES

DESIGN ENVIRONMENTS DESIGN FOR LIFE
Health | Safety | Culture | Community | Environment
 This Drawing is the property of Design Environments and may not be reproduced or used without their written permission.



A1 LOBBY
 ID.600
 SCALE: 1/2" = 1'-0"
 NOTE: ALL TRIM TO BE PAINTED P2.



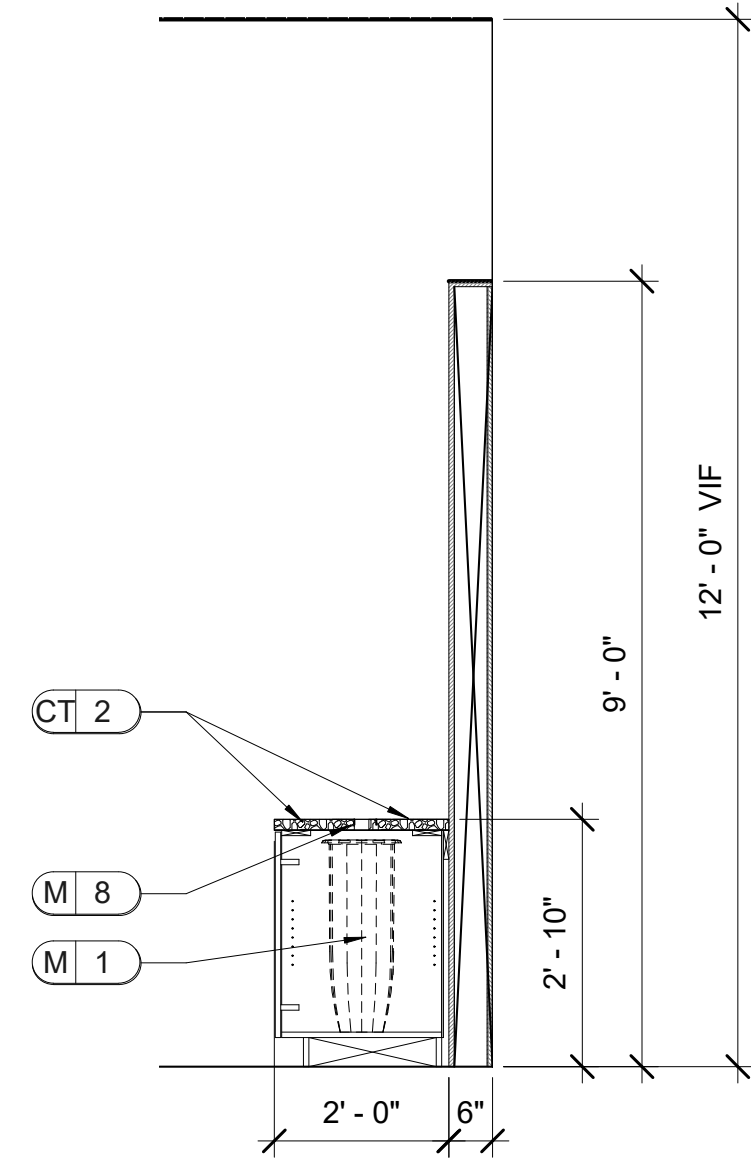
A2 LOBBY
 ID.600
 SCALE: 1/2" = 1'-0"
 NOTE: 1. ALL TRIM TO BE PAINTED P2.
 2. REFER TO ID.200 FOR LIGHTING LOCATIONS.
 3. MITER ALL EDGES OF M6.

LEASING/ AMENITIES
 MARK at TALLAHASSEE PHASE III BLDG. B
 TALLAHASSEE, FL
 LANDMARK PROPERTIES

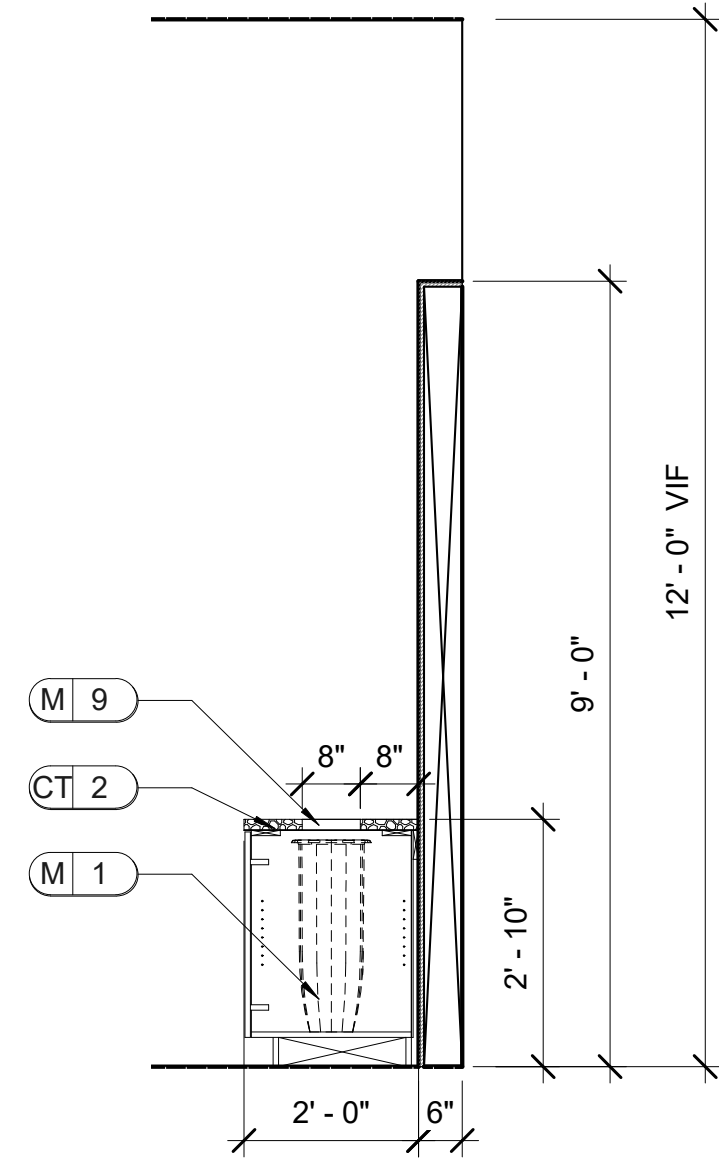
DR.	REV.	DATE	REMARK	ISS

RELEASED FOR CONSTRUCTION	
BEGIN DATE:	05.20.23
RELEASE DATE:	06.28.23
DESIGNER:	JW
CAD DESIGNER:	TP
REVIEWED BY:	MG,JW,TP

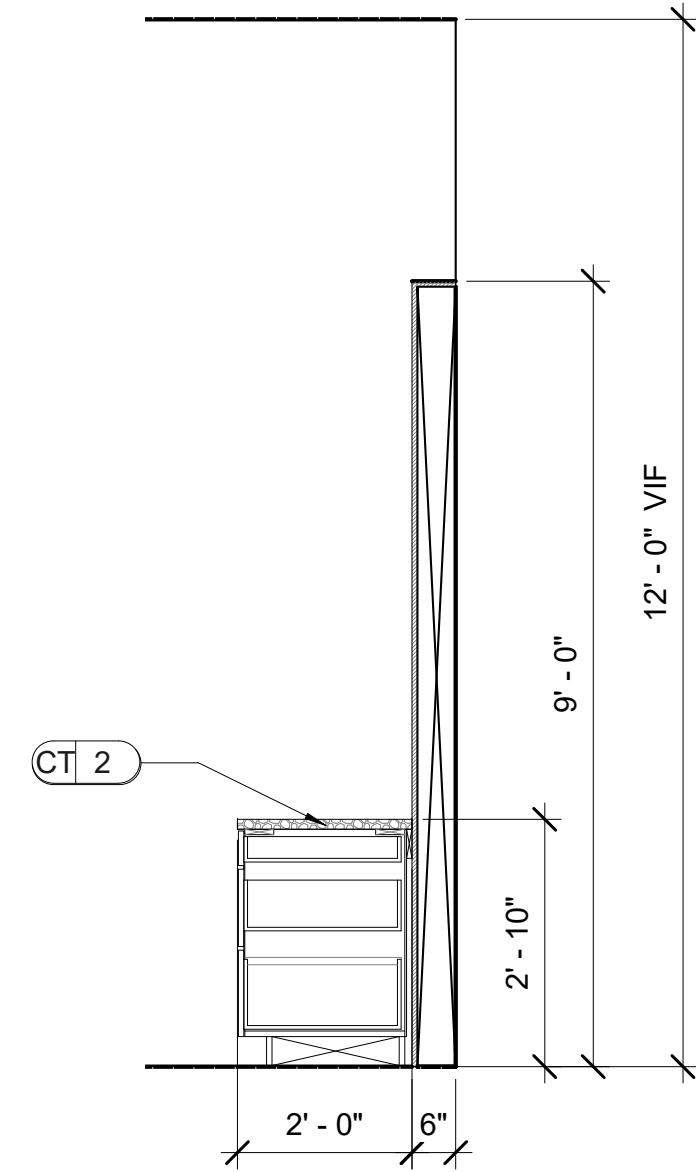
JOB # :	22593-B
TITLE:	INTERIOR ELEVATIONS AND DETAILS
SHEET:	ID.600



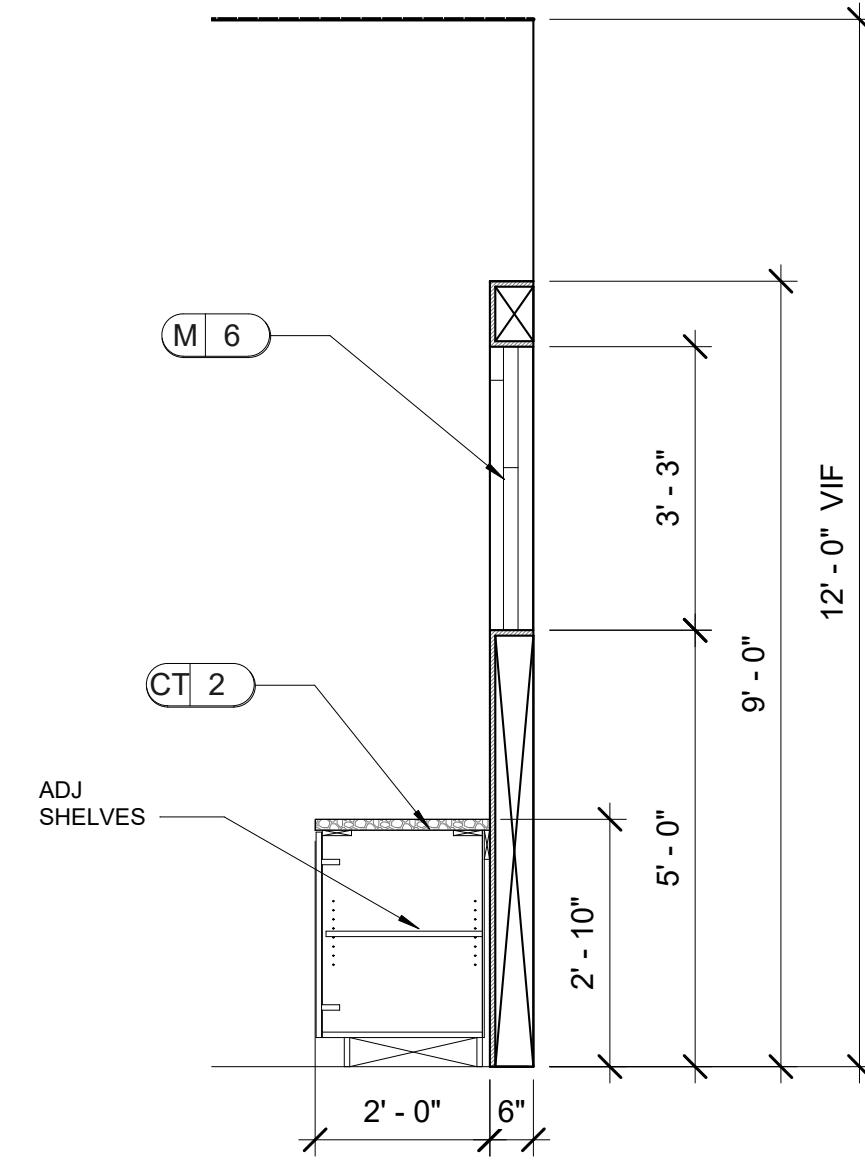
A2.1 SECTION
 ID.601 SCALE: 1/2" = 1'-0"



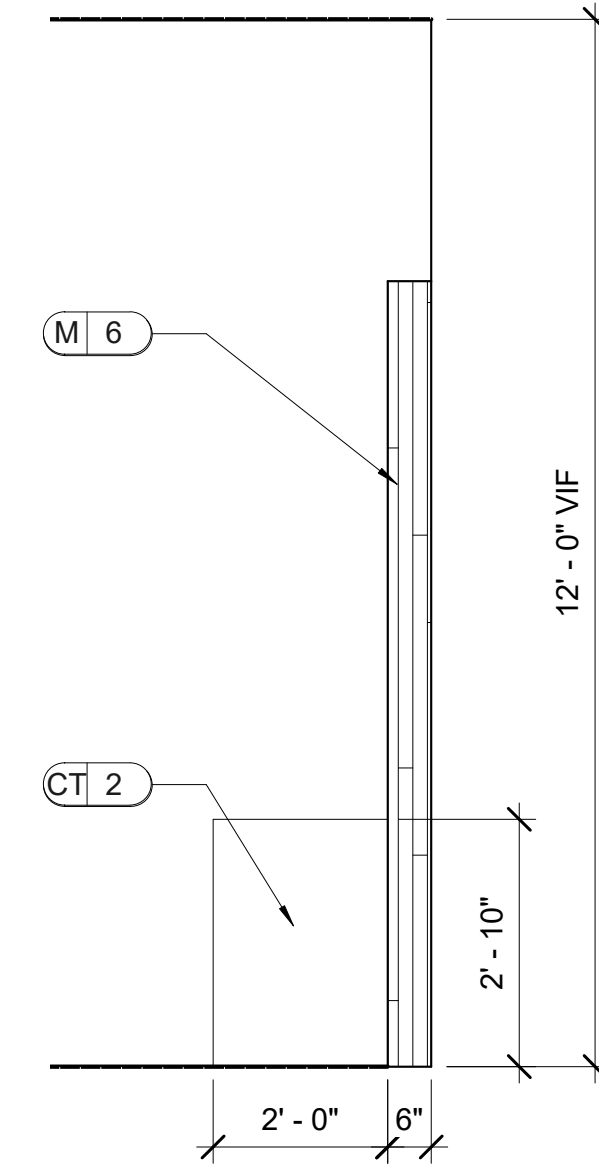
A2.2 SECTION
 ID.601 SCALE: 1/2" = 1'-0"



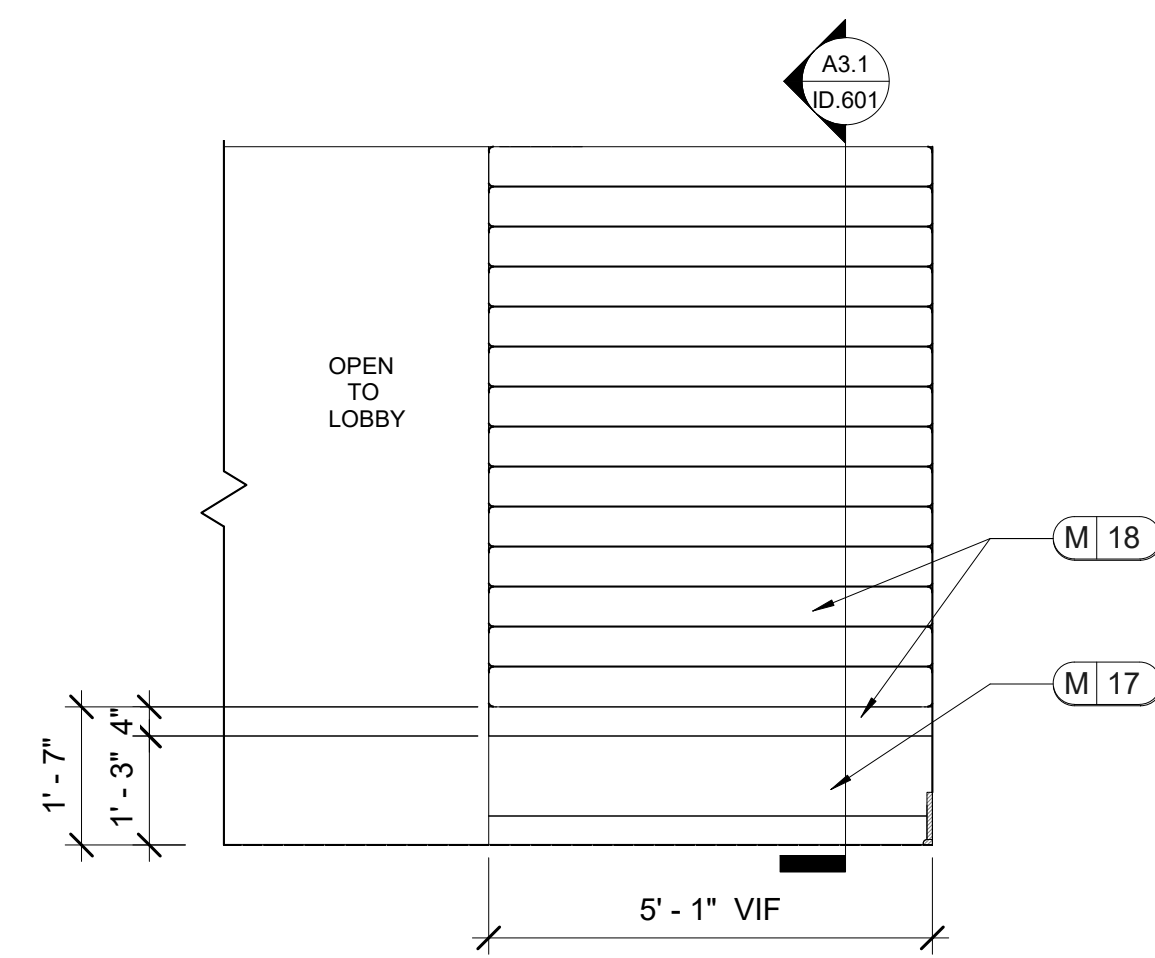
A2.3 SECTION
 ID.601 SCALE: 1/2" = 1'-0"



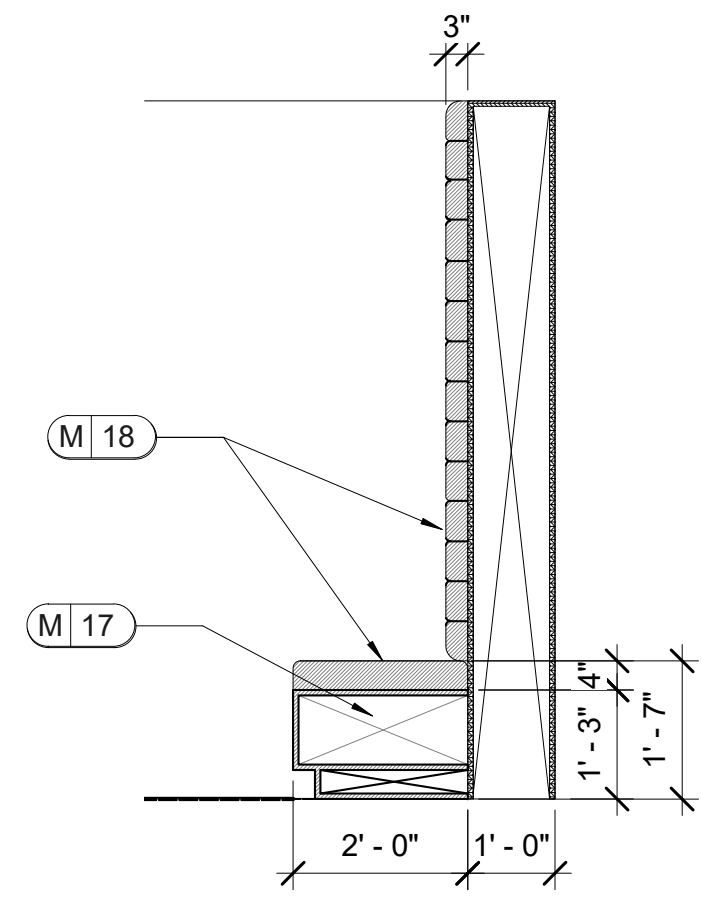
A2.4 SECTION
 ID.601 SCALE: 1/2" = 1'-0"



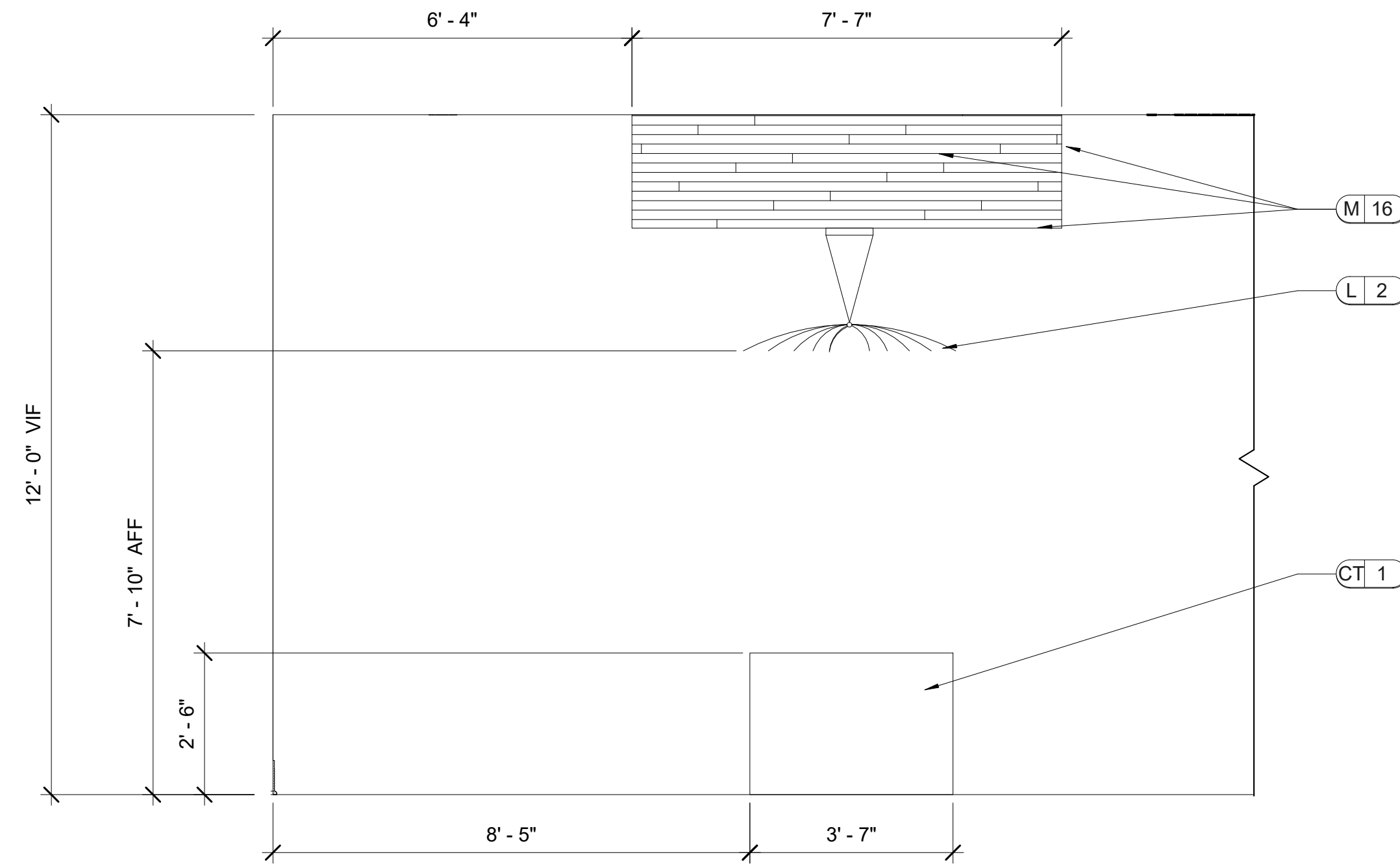
A2.5 SECTION
 ID.601 SCALE: 1/2" = 1'-0"



A3 LOBBY
 ID.601 SCALE: 1/2" = 1'-0"
 NOTE: OPPOSITE SIDE IS MIRROR IMAGE.



A3.1 SECTION
 ID.601 SCALE: 1/2" = 1'-0"



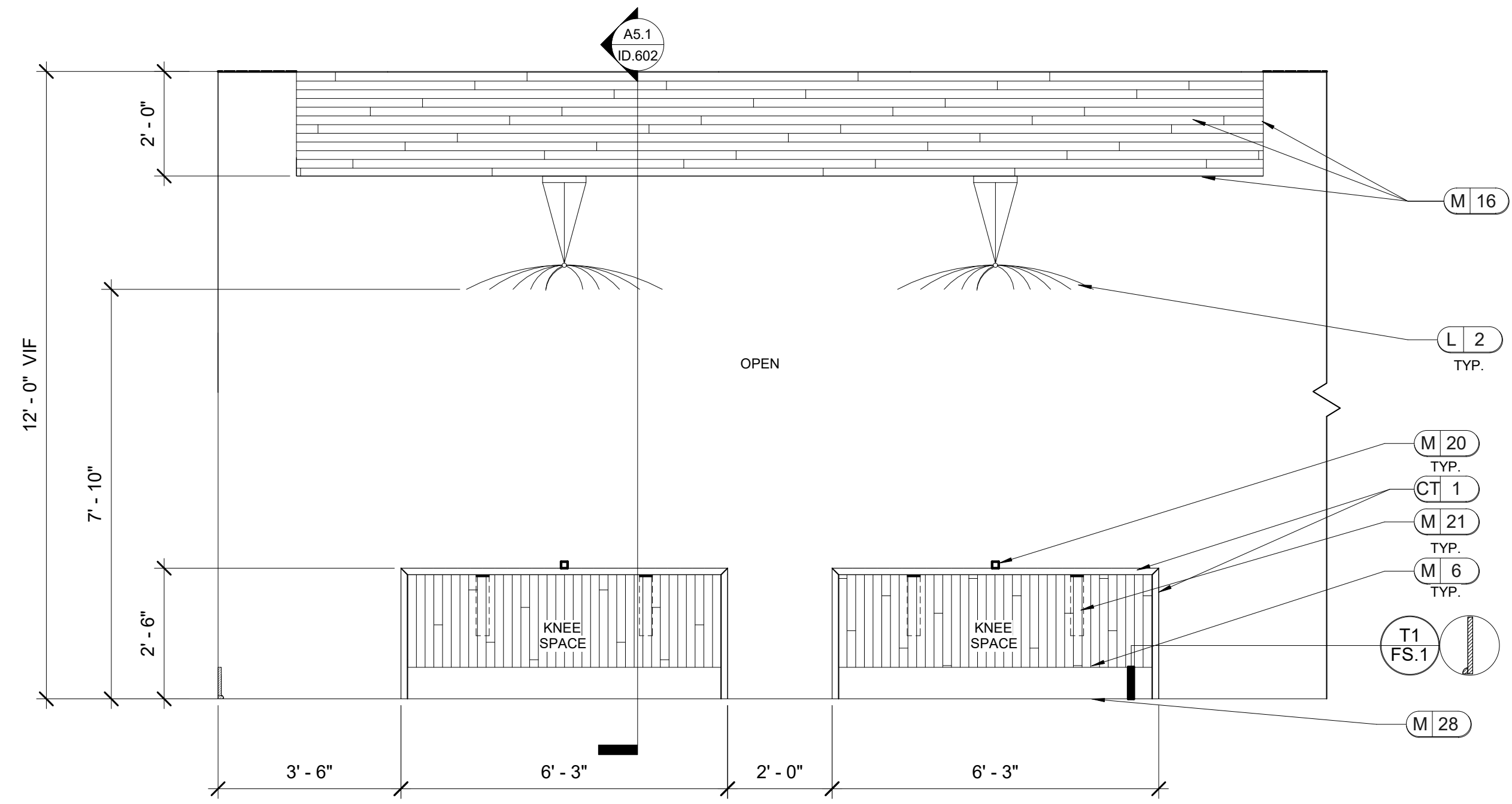
A4 LOBBY
 ID.601 SCALE: 1/2" = 1'-0"
 NOTE: 1. REFER TO ID.200 FOR LIGHTING LOCATIONS.
 2. OPPOSITE SIDE IS MIRROR IMAGE.
 3. MITER ALL EDGES OF M16

LEASING/ AMENITIES
 MARK at TALLAHASSEE PHASE III BLDG. B
 TALLAHASSEE, FL
 LANDMARK PROPERTIES

DR.	REV.	DATE	REMARK	ISS

RELEASED FOR CONSTRUCTION
BEGIN DATE: 05.20.23
RELEASE DATE: 06.28.23
DESIGNER: JW
CAD DESIGNER: TP
REVIEWED BY: MG,JW,TP

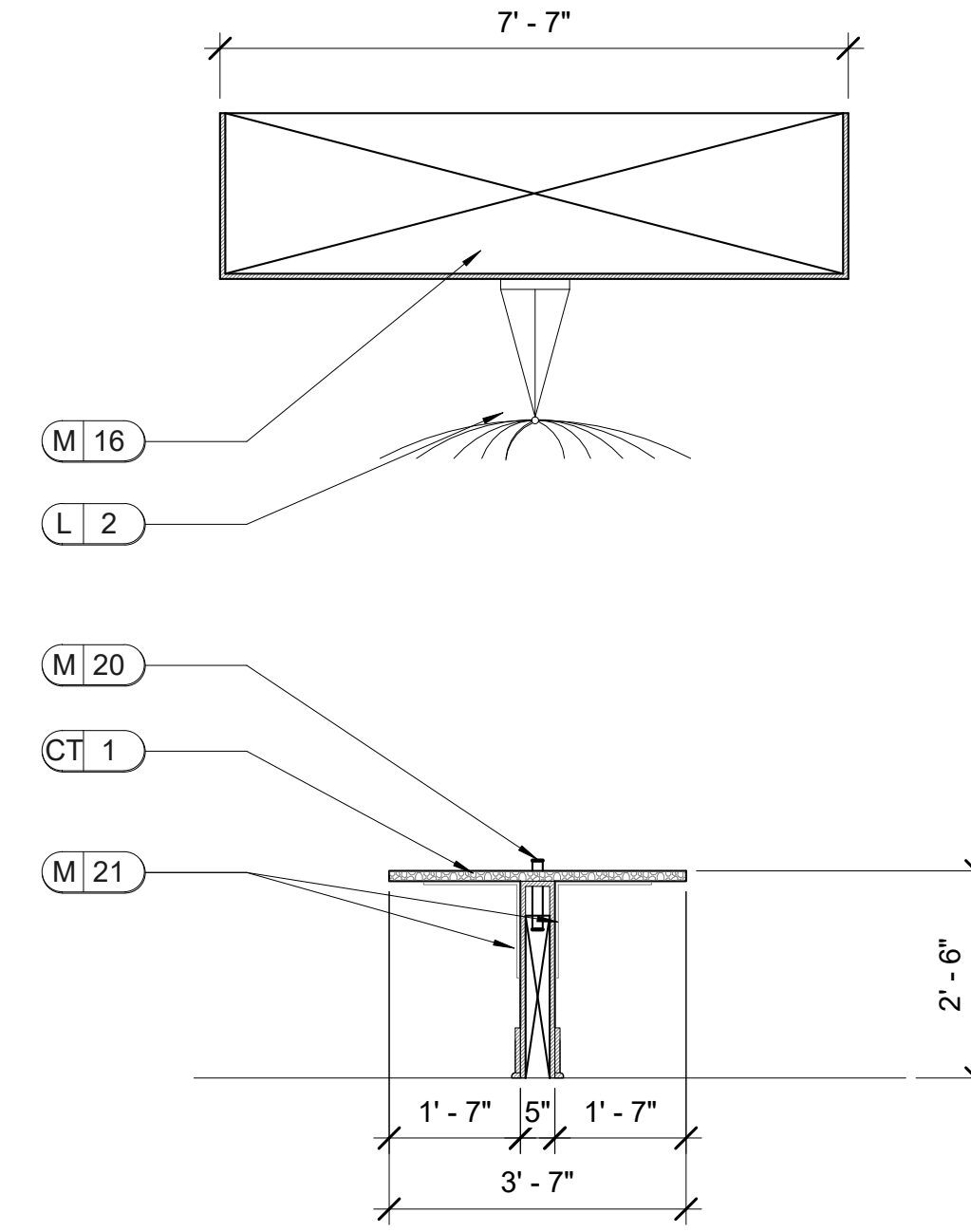
JOB # : 22593-B
TITLE: INTERIOR ELEVATIONS AND DETAILS
SHEET: ID.601



A5 LOBBY
ID.602

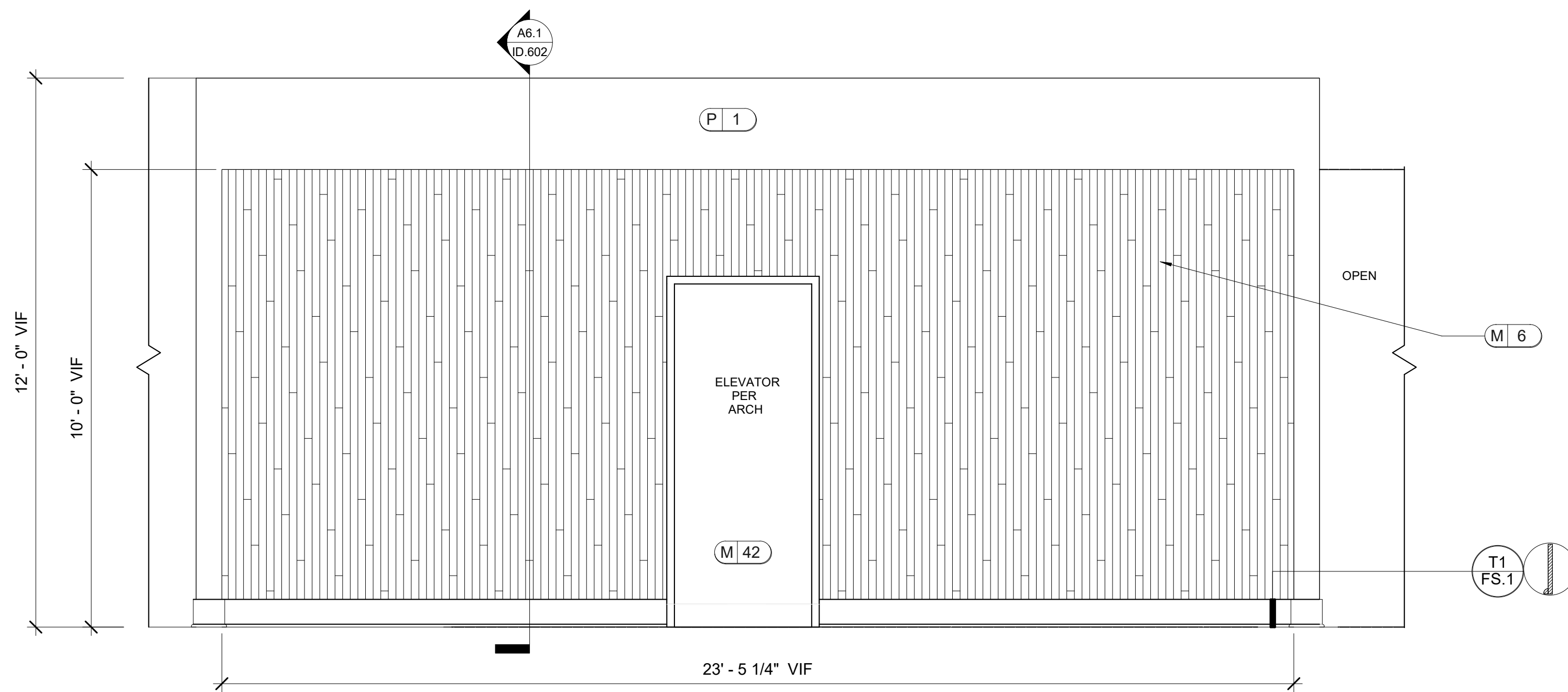
SCALE: 1/2" = 1'-0"

- NOTE: 1. REFER TO ID.200 FOR LIGHTING LOCATIONS.
2. OPPOSITE SIDE IS MIRROR IMAGE.
3. MITER ALL EDGES OF M6.
4. USE HIDDEN SUPPORT BRACKET ON M21 FOR SUPPORT AS NEEDED, MUST BE INSTALLED PRIOR TO INSTALLATION OF DRYWALL AND WITH REQUIRED BLOCKING.



A5.1 SECTION
ID.602

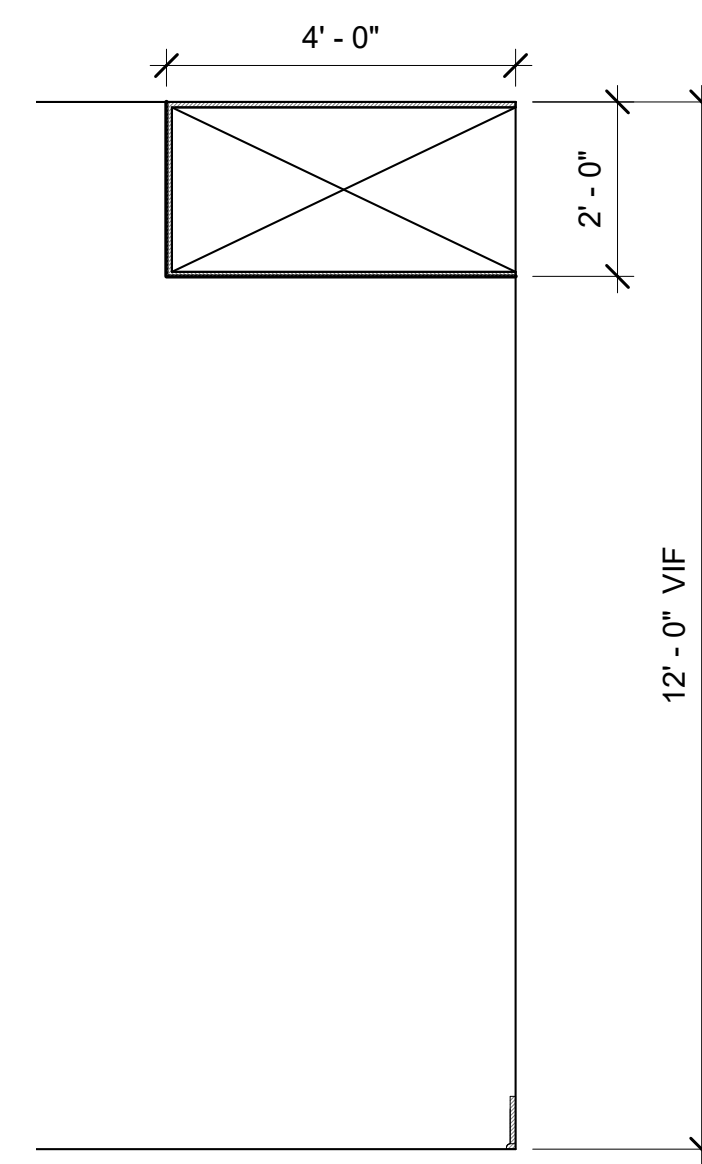
SCALE: 1/2" = 1'-0"



A6 LOBBY
ID.602

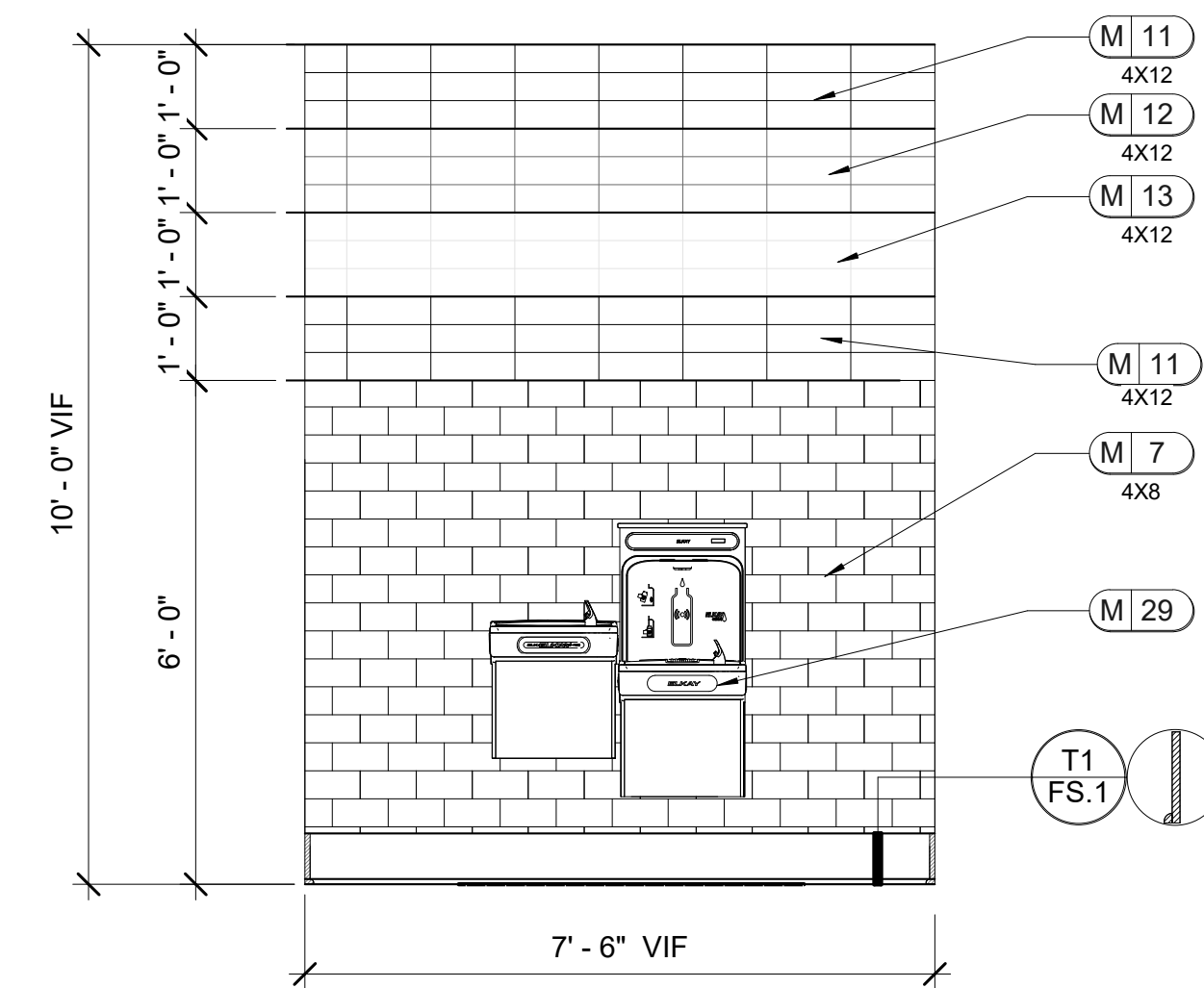
SCALE: 1/2" = 1'-0"

NOTE: ALL TRIM TO BE PAINTED P2.



A6.1 SECTION
ID.602

SCALE: 1/2" = 1'-0"



A7 LOBBY
ID.602

SCALE: 1/2" = 1'-0"

- NOTE: 1. ALL TRIM TO BE PAINTED P2.
2. WALL TO BE SMOOTH FINISH.

LEASING/ AMENITIES
MARK at TALLAHASSEE PHASE III BLDG. B
TALLAHASSEE, FL
LANDMARK PROPERTIES

REVISIONS

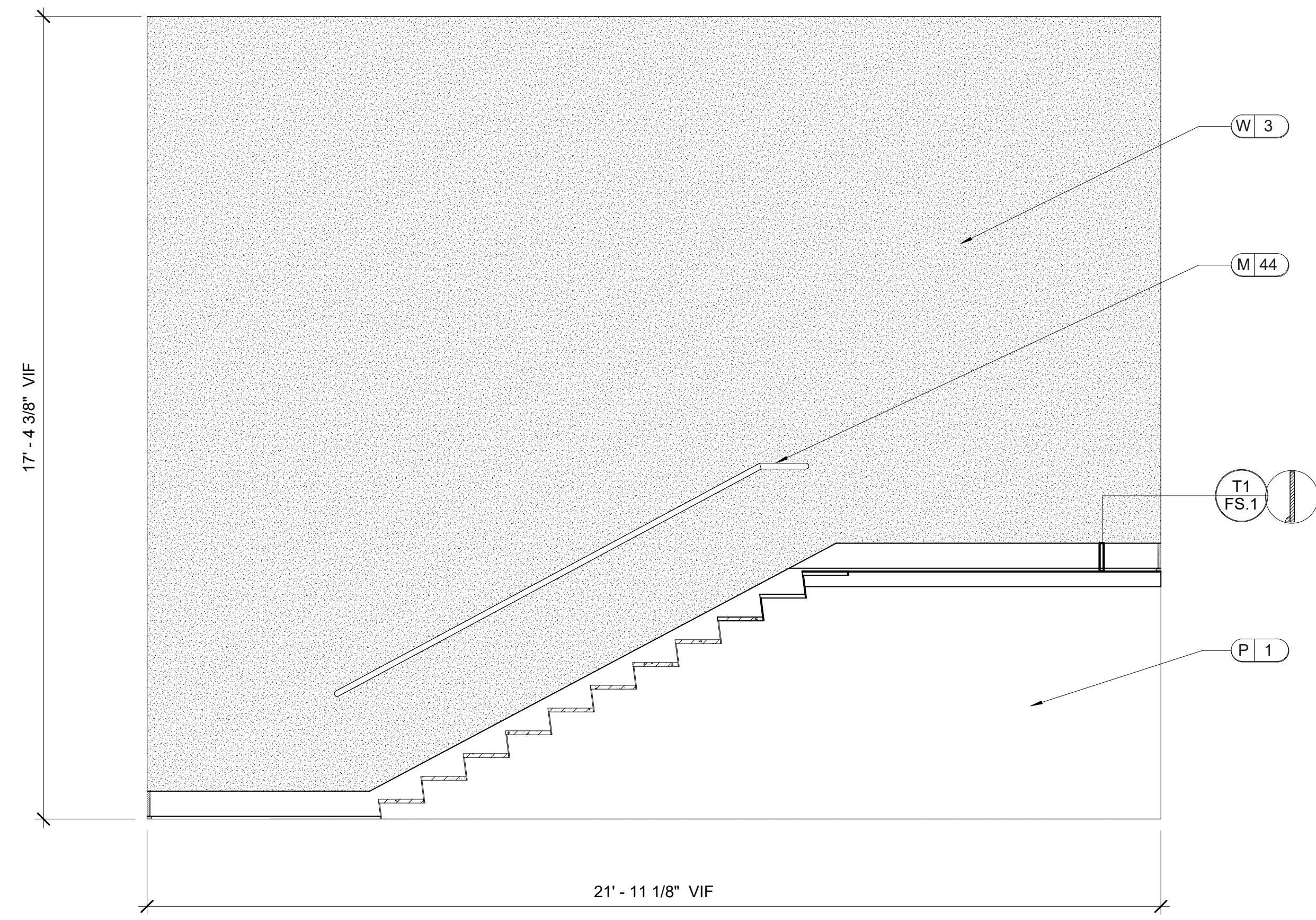
DR.	REV.	DATE	REMARK	ISS

RELEASED FOR CONSTRUCTION

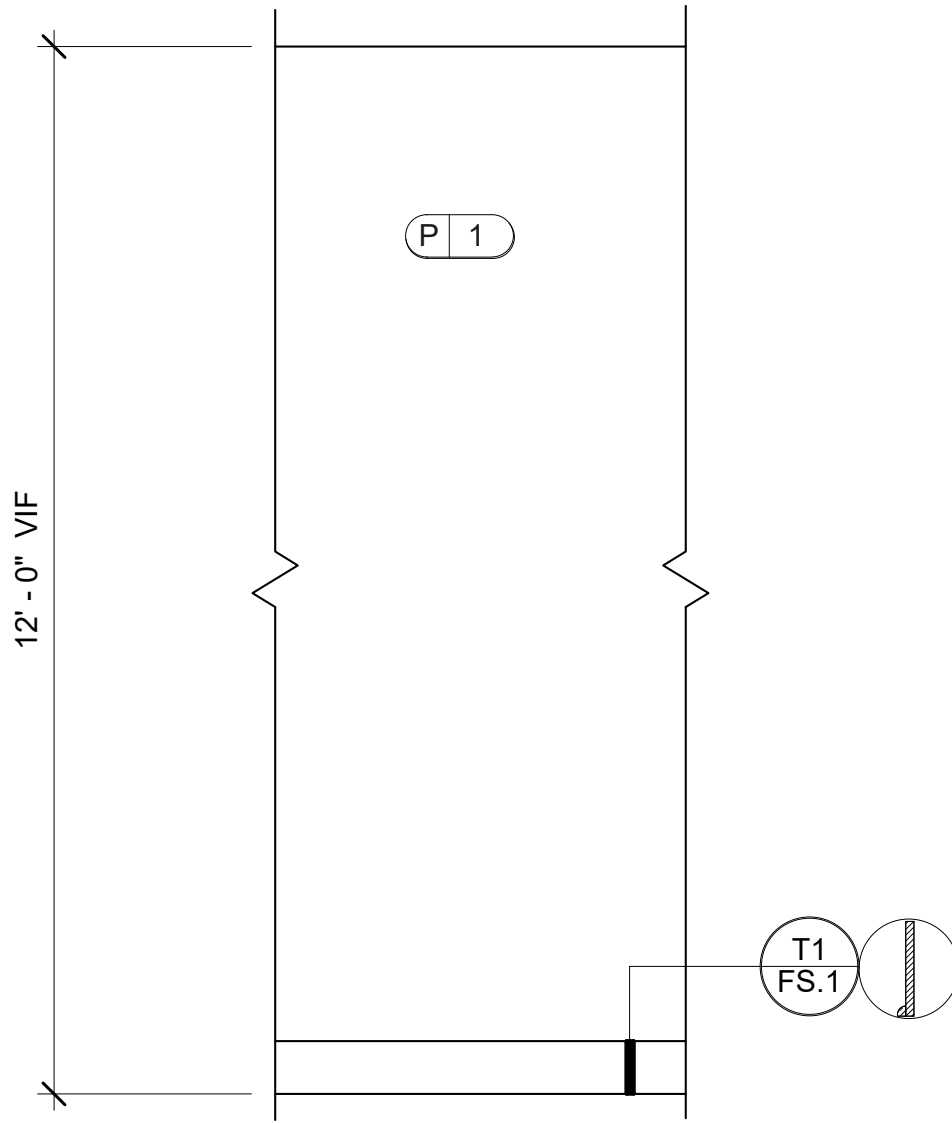
BEGIN DATE: 05.20.23
RELEASE DATE: 06.28.23
DESIGNER: JW
CAD DESIGNER: TP
REVIEWED BY: MG,JW,TP

JOB #: 22593-B
TITLE: INTERIOR ELEVATIONS AND DETAILS

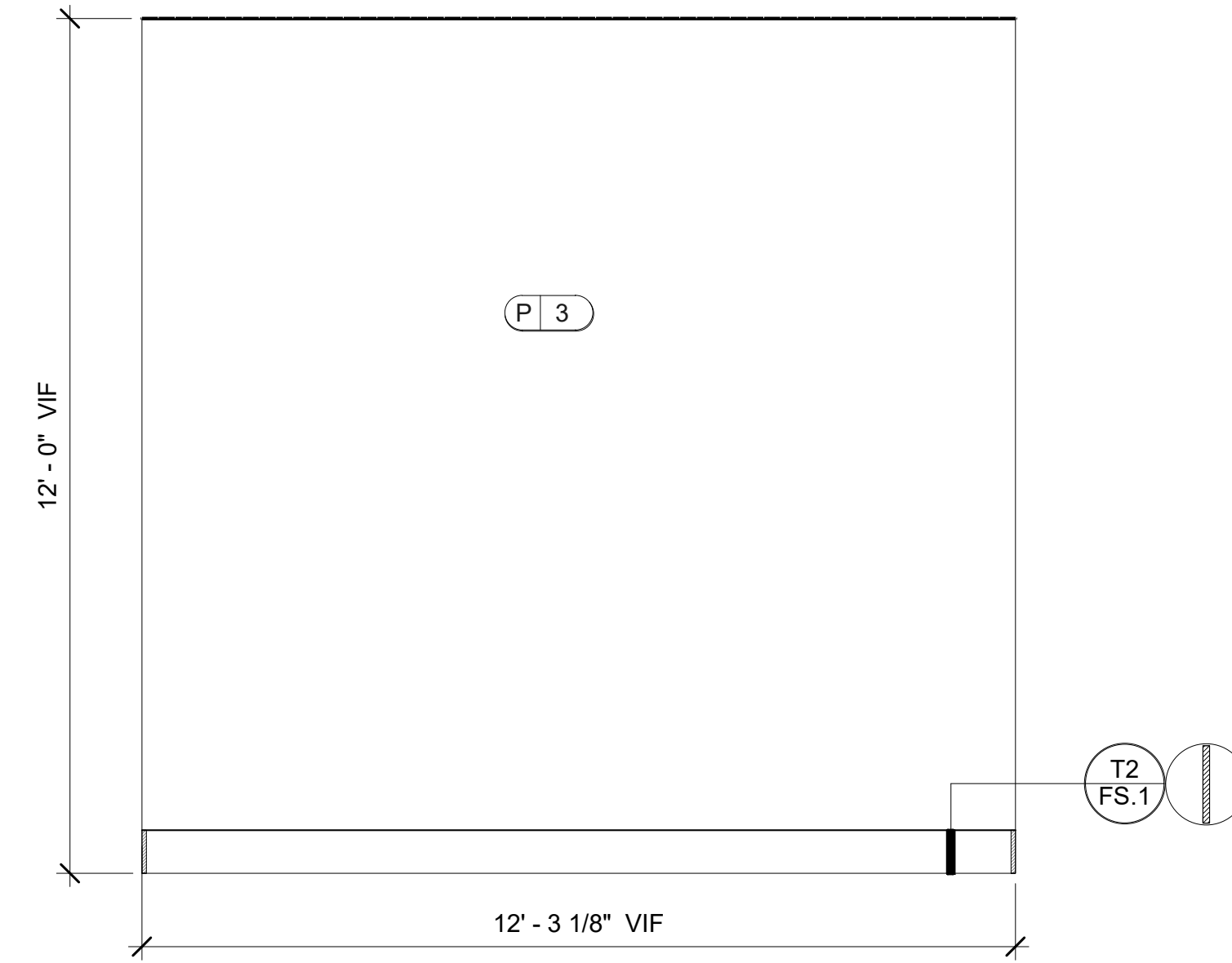
SHEET: ID.602



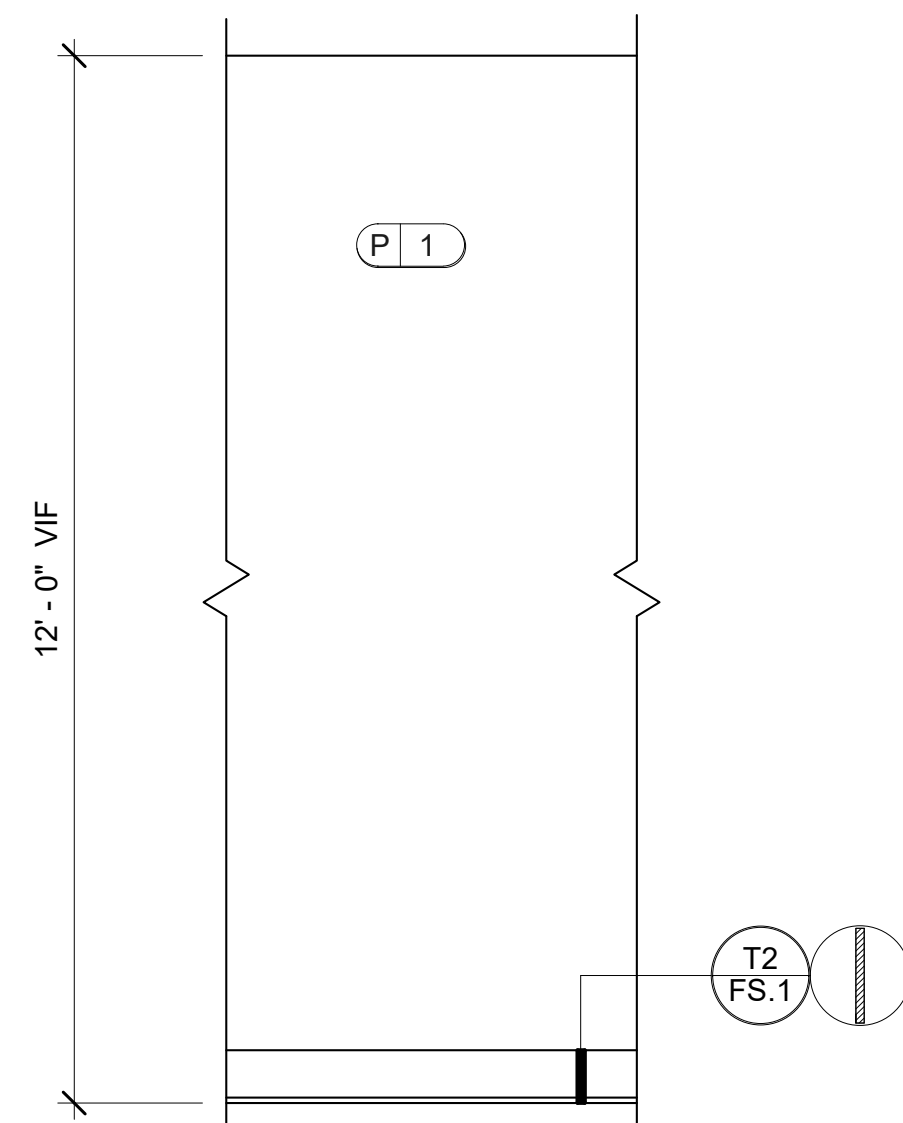
A8 LOBBY
 ID.603
 SCALE: 1/2" = 1'-0"
 NOTE: 1. ALL TRIM TO BE PAINTED P2.
 2. WALL TO BE SMOOTH FINISH.



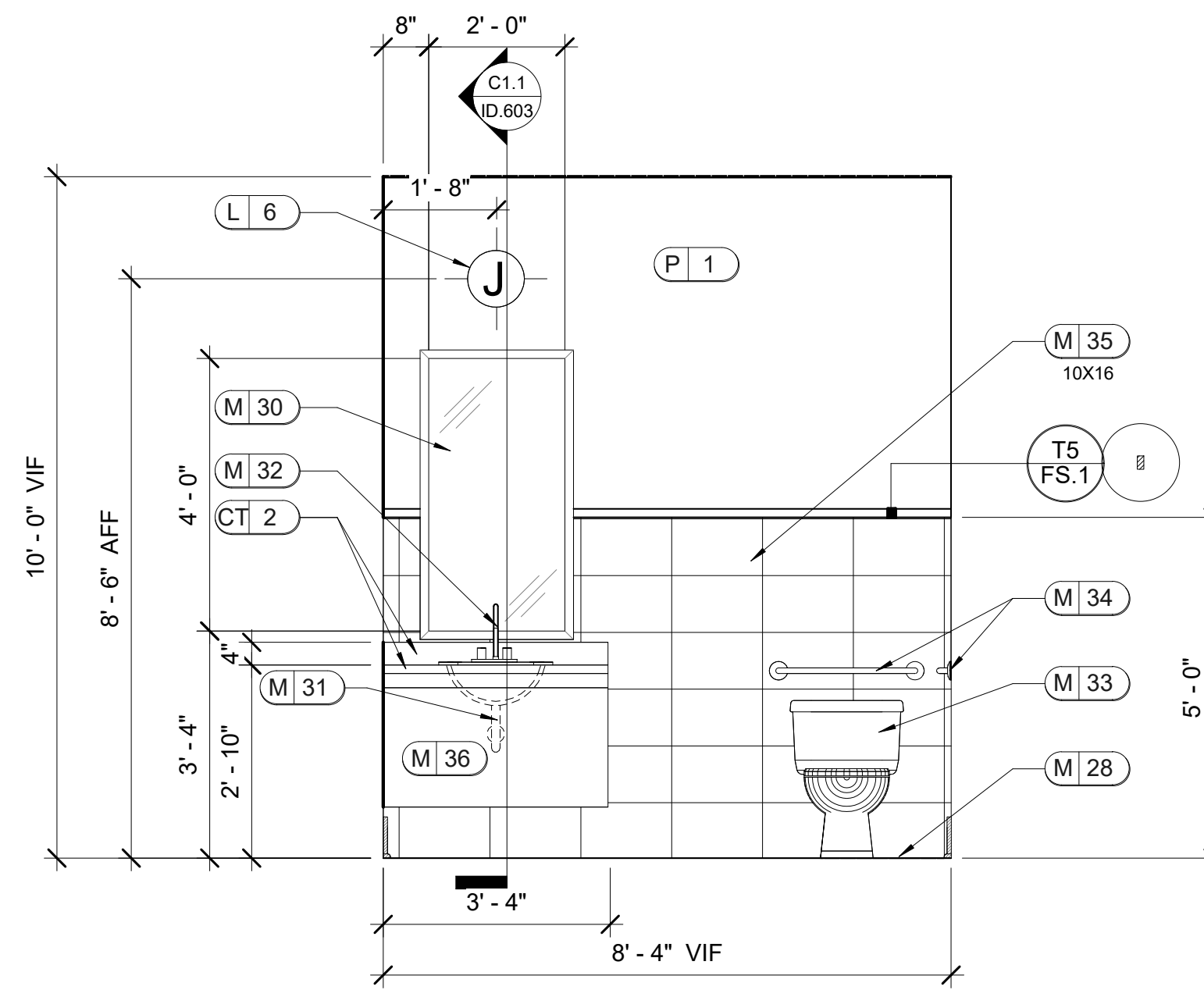
A9 LOBBY TYP.
 ID.603
 SCALE: 1/2" = 1'-0"
 NOTE: ALL TRIM TO BE PAINTED P2.



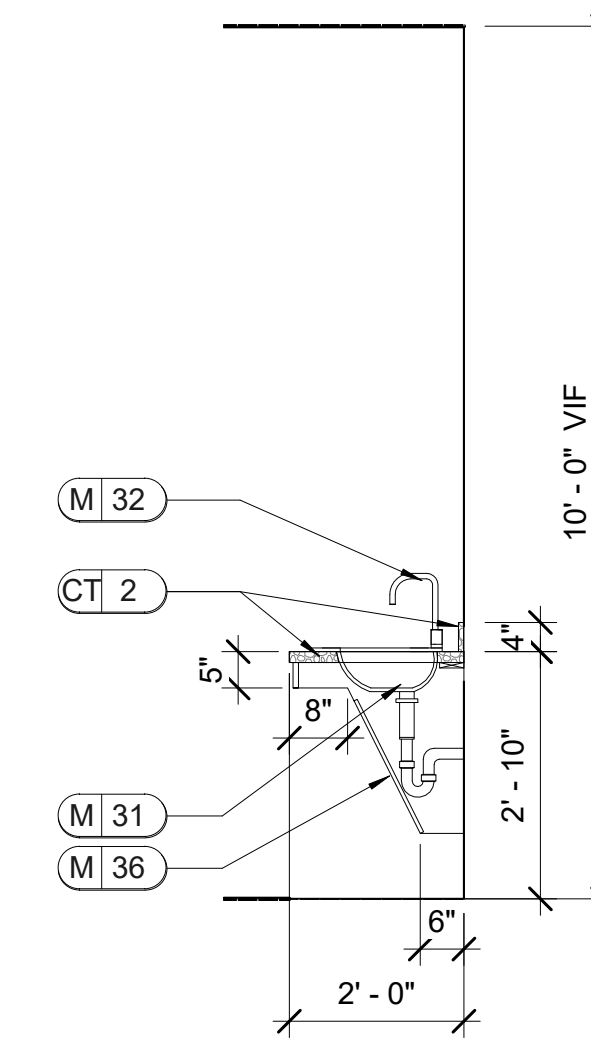
B1 OFFICE
 ID.603
 SCALE: 1/2" = 1'-0"
 NOTE: ALL TRIM TO BE PAINTED P2.



B2 OFFICE TYP.
 ID.603
 SCALE: 1/2" = 1'-0"
 NOTE: ALL TRIM TO BE PAINTED P2.



C1 RR
 ID.603
 SCALE: 1/2" = 1'-0"
 NOTE: ALL TRIM TO BE PAINTED P2



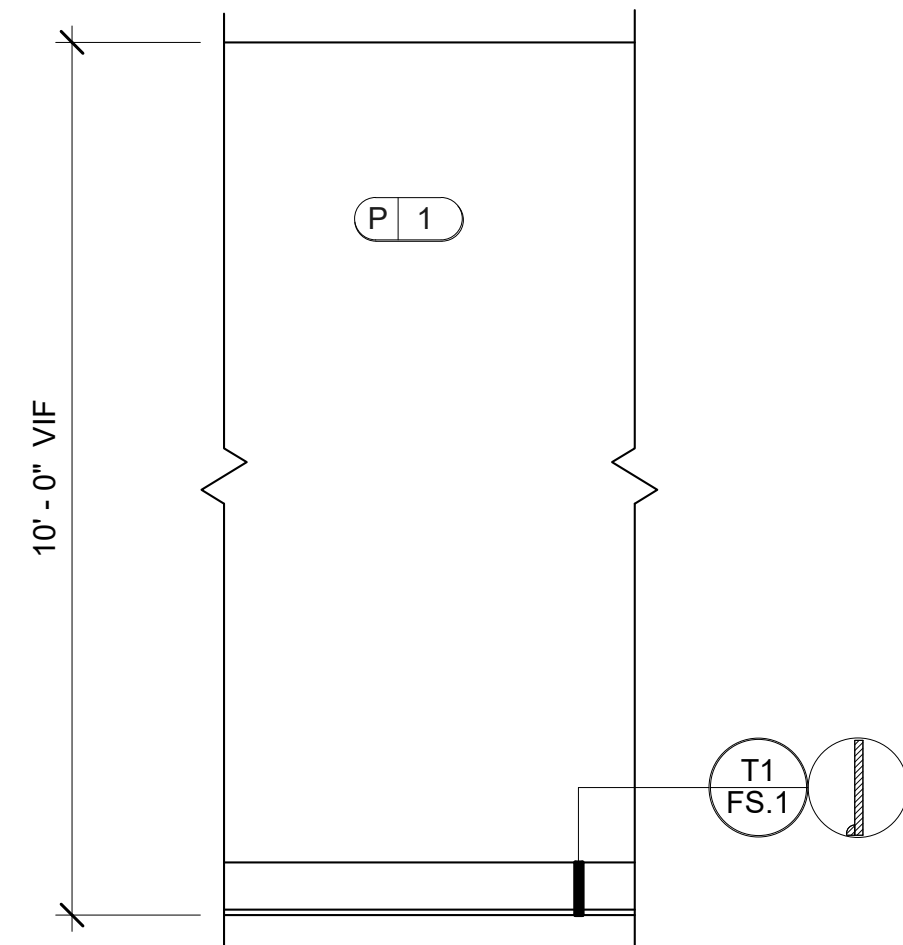
C1.1 SECTION
 ID.603
 SCALE: 1/2" = 1'-0"

LEASING/ AMENITIES
MARK at TALLAHASSEE PHASE III BLDG. B
TALLAHASSEE, FL
LANDMARK PROPERTIES

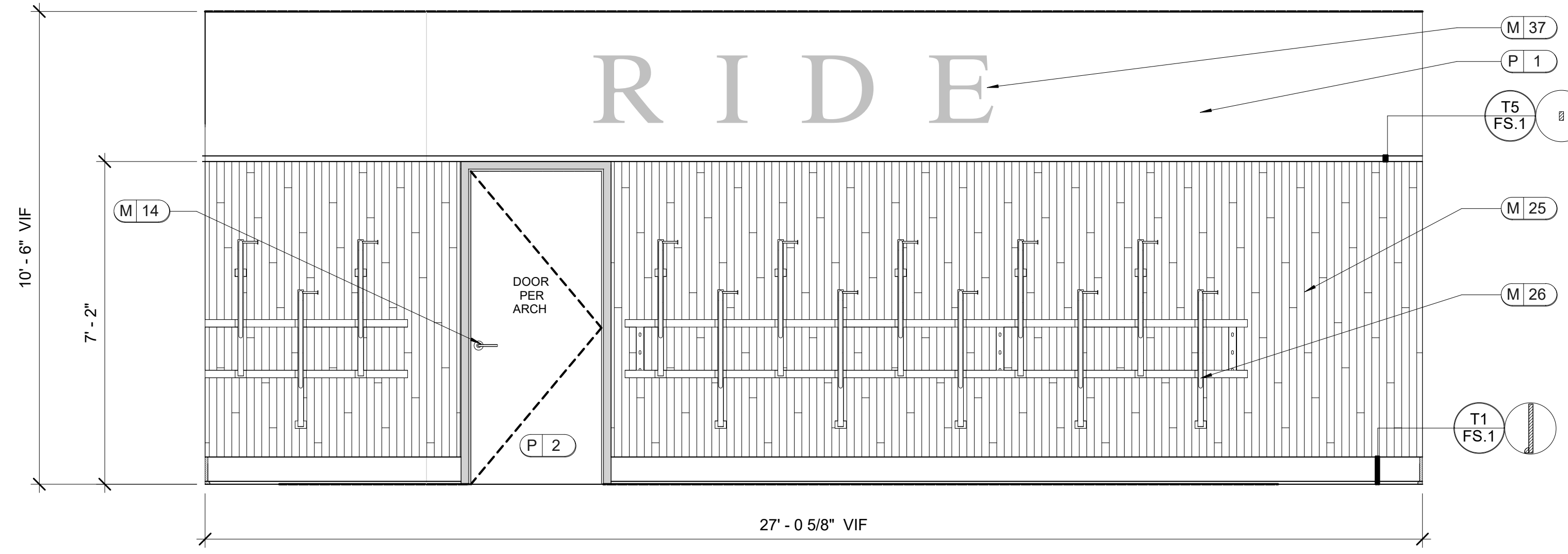
DR.	REV.	DATE	REMARK	ISS.

RELEASED FOR CONSTRUCTION
BEGIN DATE: 05.20.23
RELEASE DATE: 06.28.23
DESIGNER: JW
CAD DESIGNER: TP
REVIEWED BY: MG,JW,TP

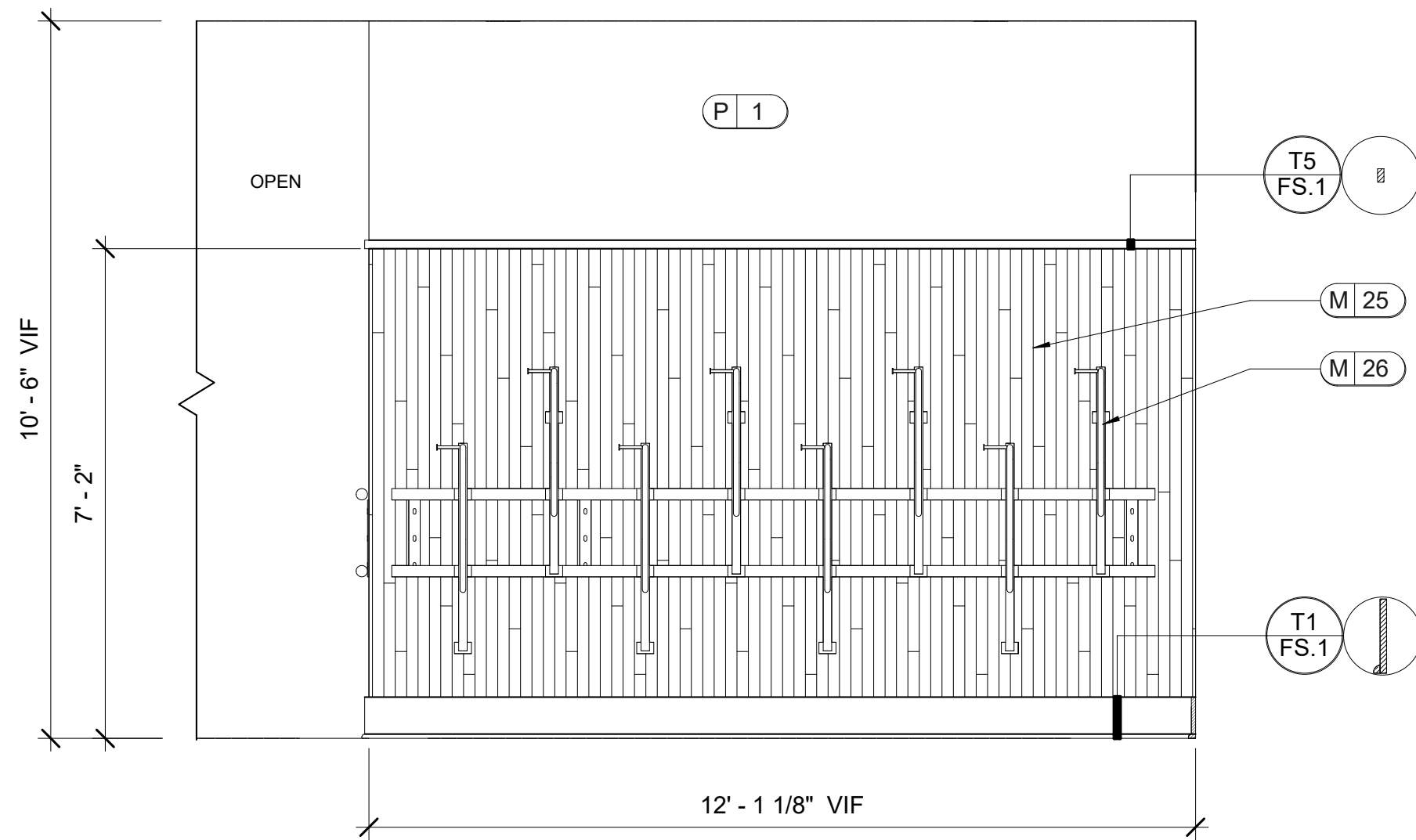
JOB # : 22593-B
TITLE: INTERIOR ELEVATIONS AND DETAILS
SHEET: ID.603



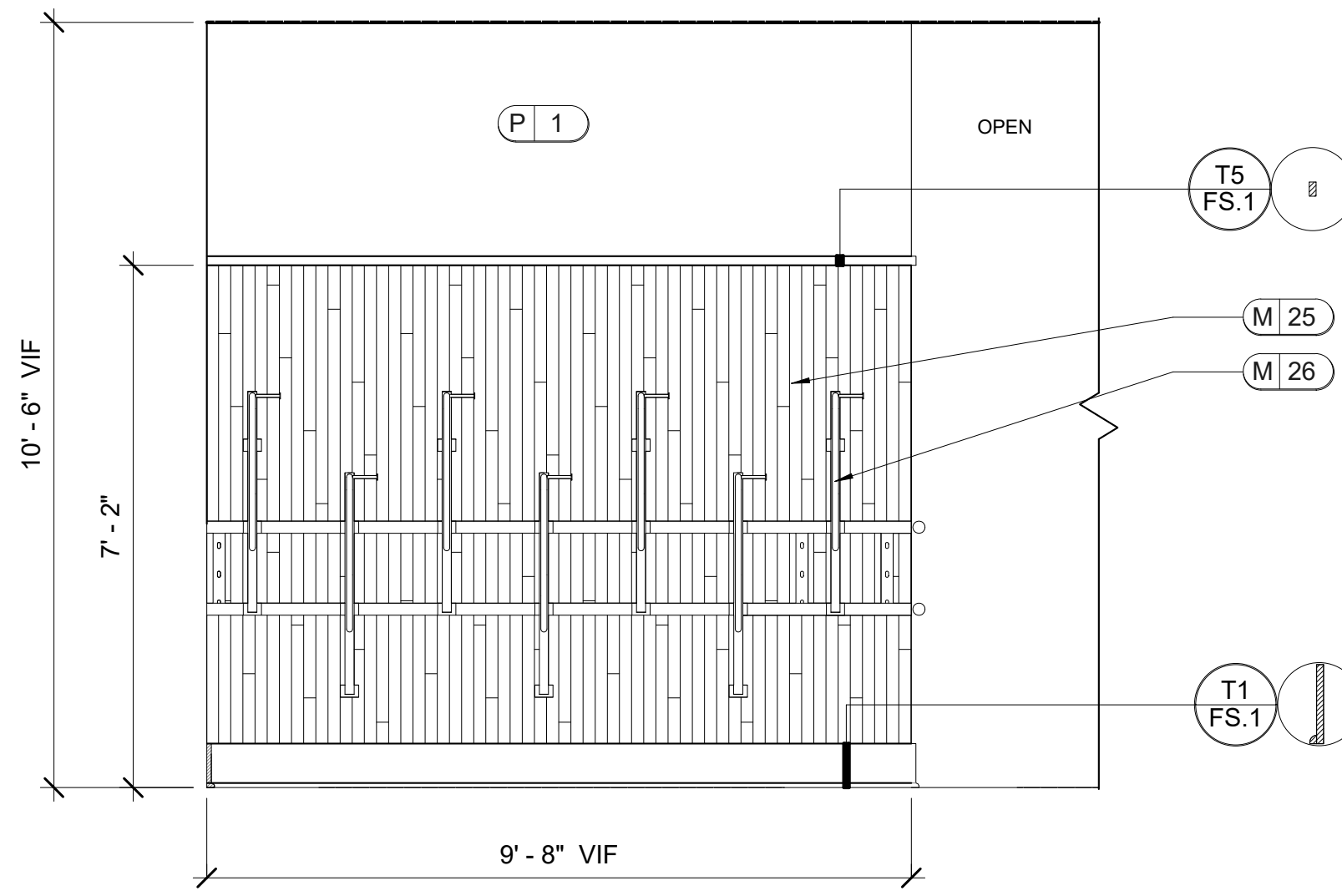
C2 RR TYP.
ID.604
SCALE: 1/2" = 1'-0"
NOTE: ALL TRIM TO BE PAINTED P2.



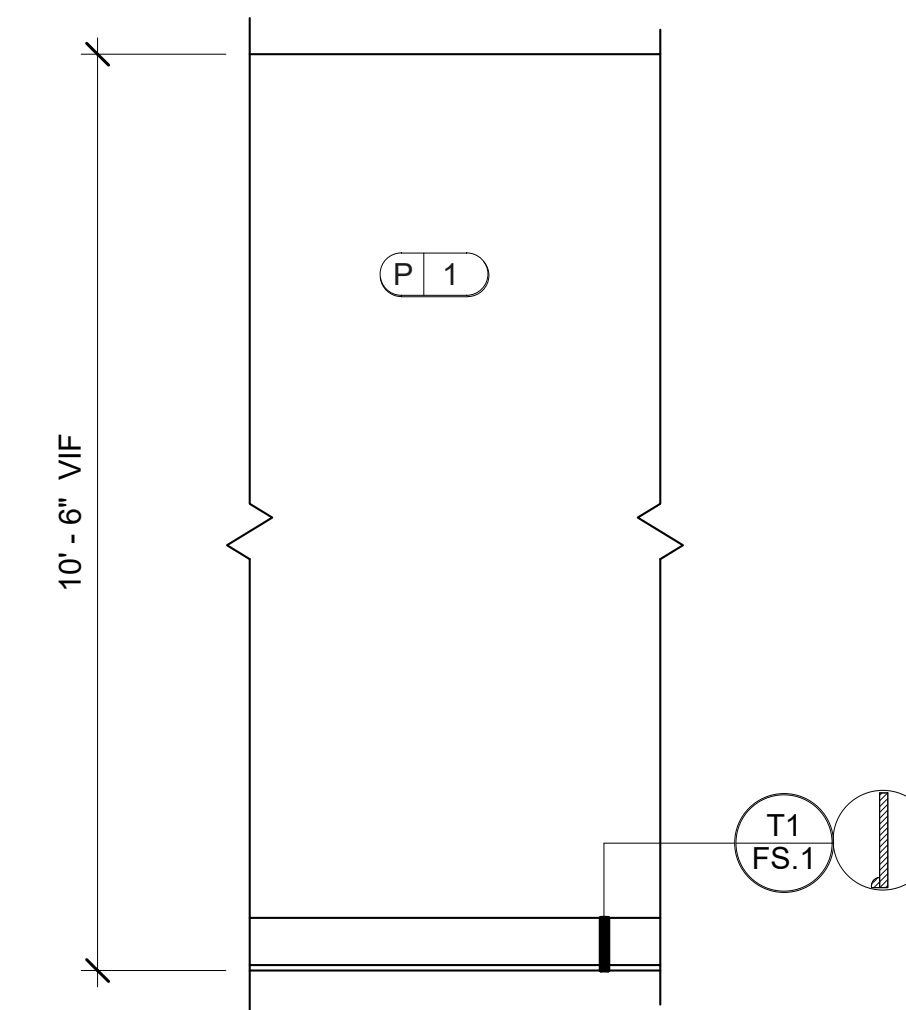
D1 BIKE
ID.604
SCALE: 1/2" = 1'-0"
NOTE: ALL TRIM TO BE PAINTED P2.



D2 BIKE
ID.604
SCALE: 1/2" = 1'-0"
NOTE: ALL TRIM TO BE PAINTED P2.



D3 BIKE
ID.604
SCALE: 1/2" = 1'-0"
NOTE: 1. ALL TRIM TO BE PAINTED P2.
2. OPPOSITE SIDE IS MIRROR IMAGE.



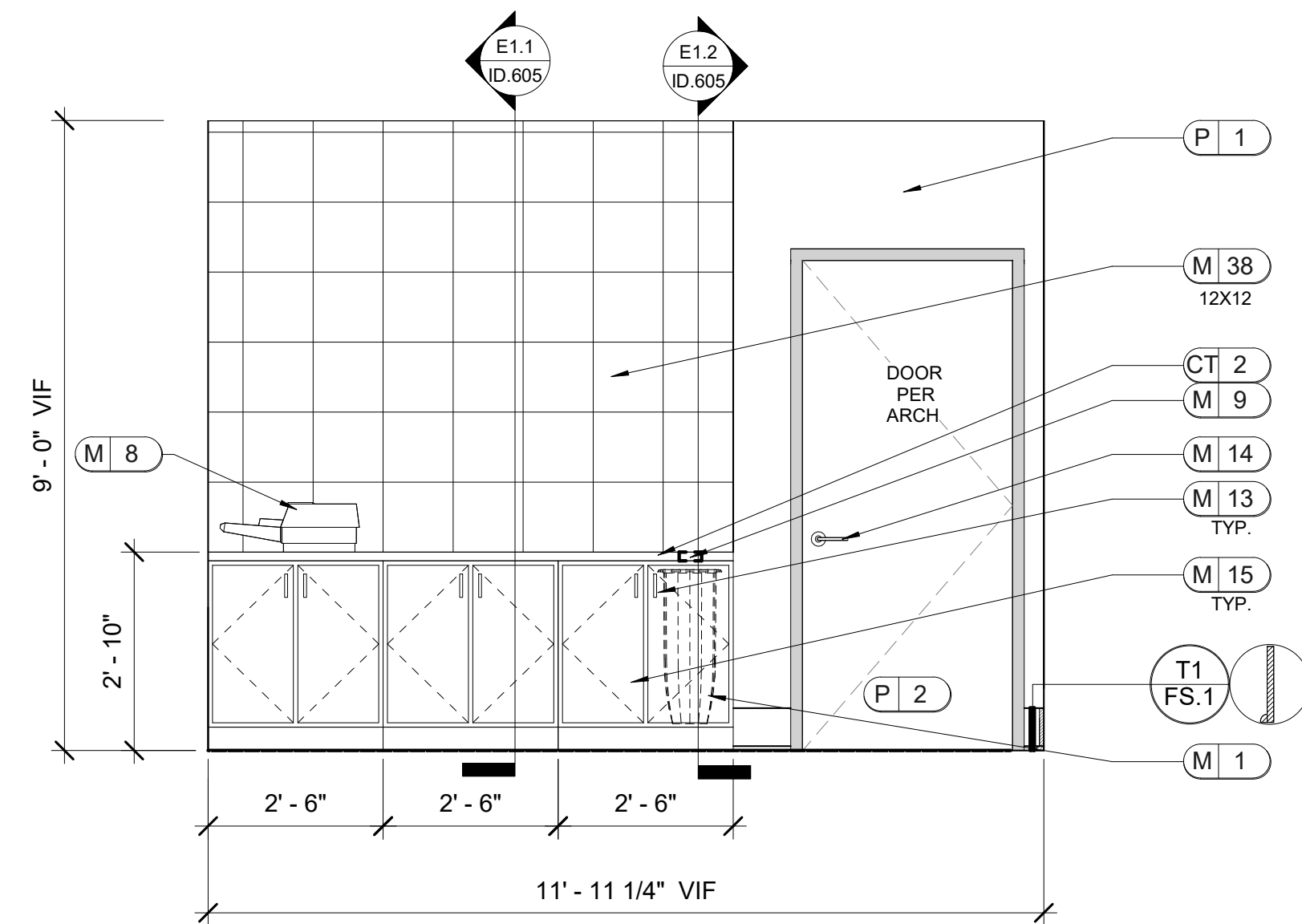
D4 BIKE TYP.
ID.604
SCALE: 1/2" = 1'-0"
NOTE: ALL TRIM TO BE PAINTED P2.

LEASING/ AMENITIES
MARK at TALLAHASSEE PHASE III BLDG. B
TALLAHASSEE, FL
LANDMARK PROPERTIES

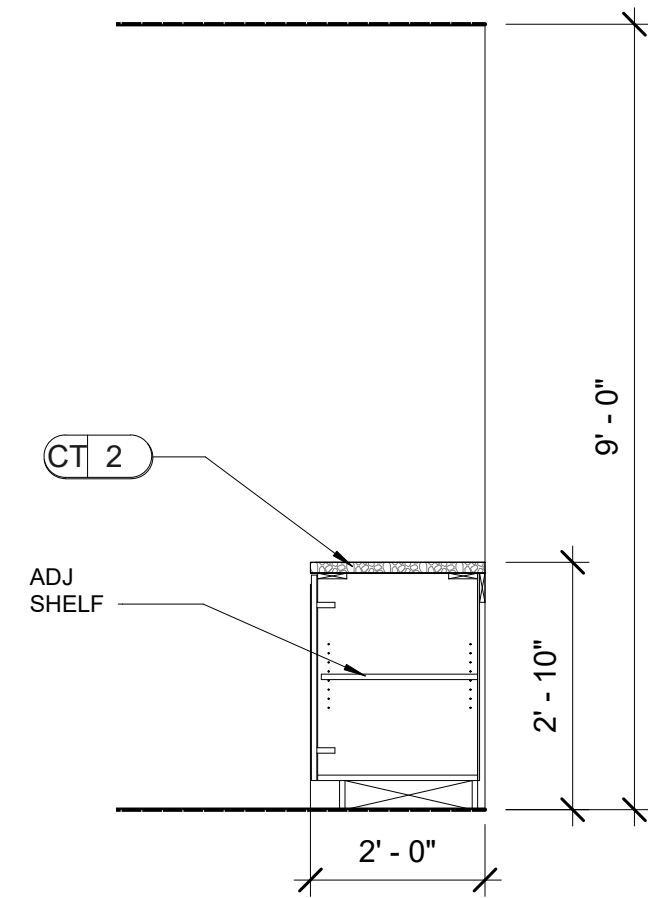
DIR.	REV.	DATE	REMARK	ISS.

RELEASED FOR CONSTRUCTION					
BEGIN DATE:	05.20.23	DESIGNER:	JW	CAD DESIGNER:	TP
RELEASE DATE:	06.28.23	DESIGNER:	JW	REVIEWED BY:	MG,JW,TP

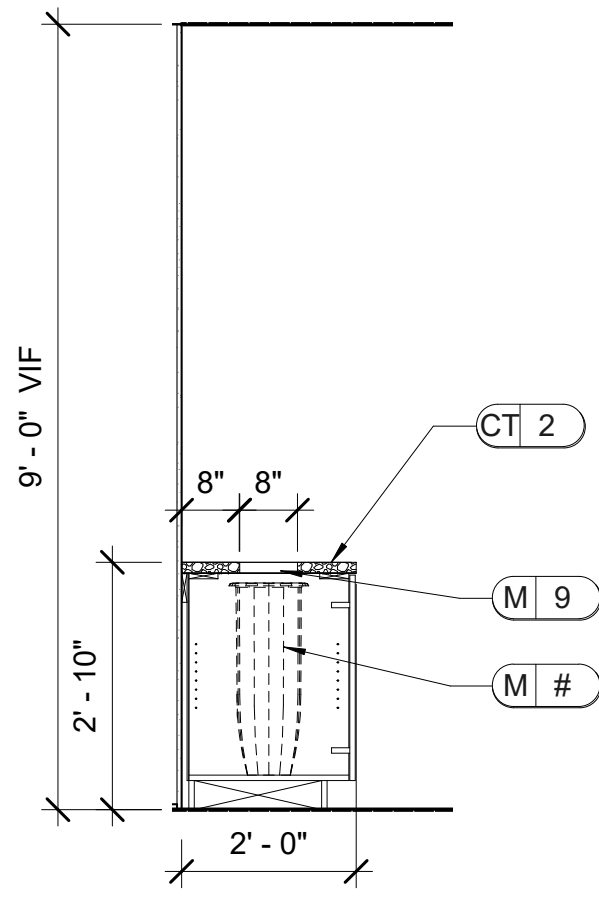
JOB # :	22593-B
TITLE:	INTERIOR ELEVATIONS AND DETAILS
SHEET:	ID.604



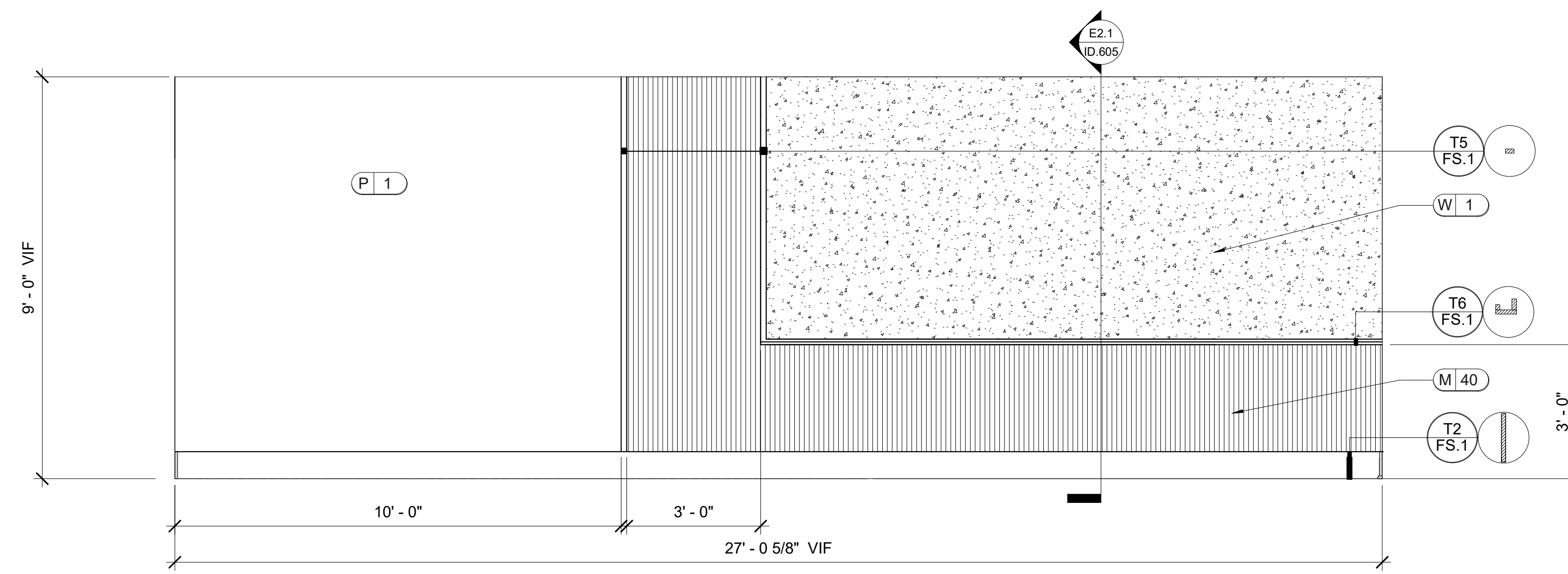
E1 STUDY ROOM
ID.605
SCALE: 1/2" = 1'-0"
NOTE: ALL TRIM TO BE PAINTED P2.



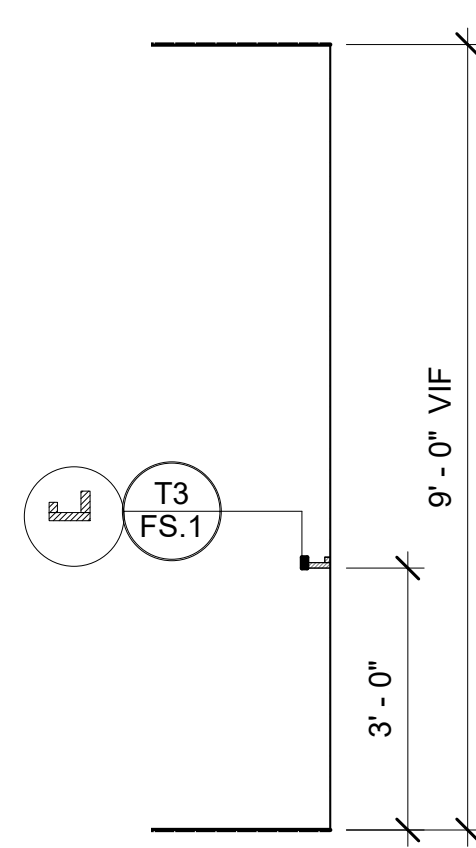
E1.1 SECTION
ID.605
SCALE: 1/2" = 1'-0"



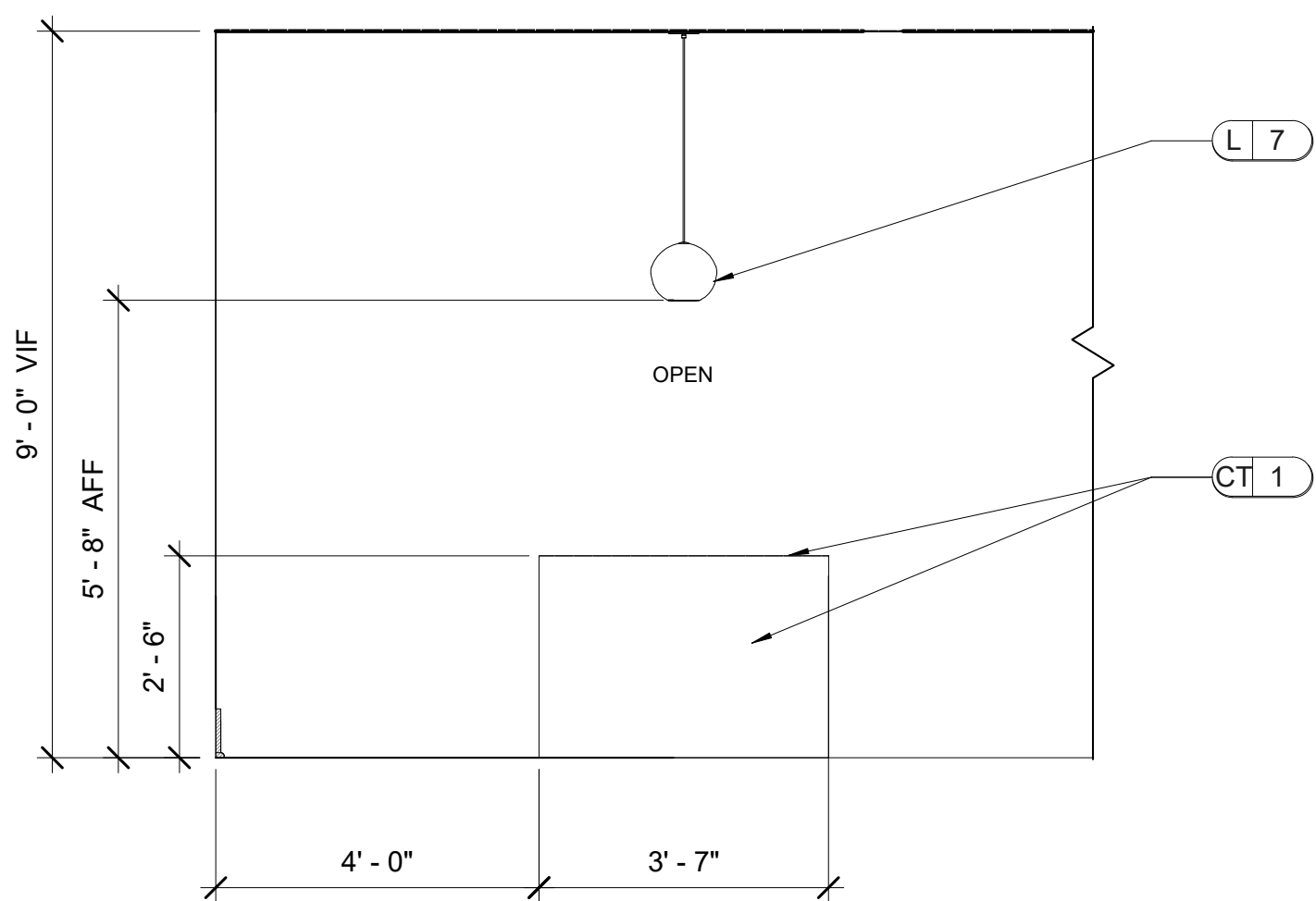
E1.2 SECTION
ID.605
SCALE: 1/2" = 1'-0"



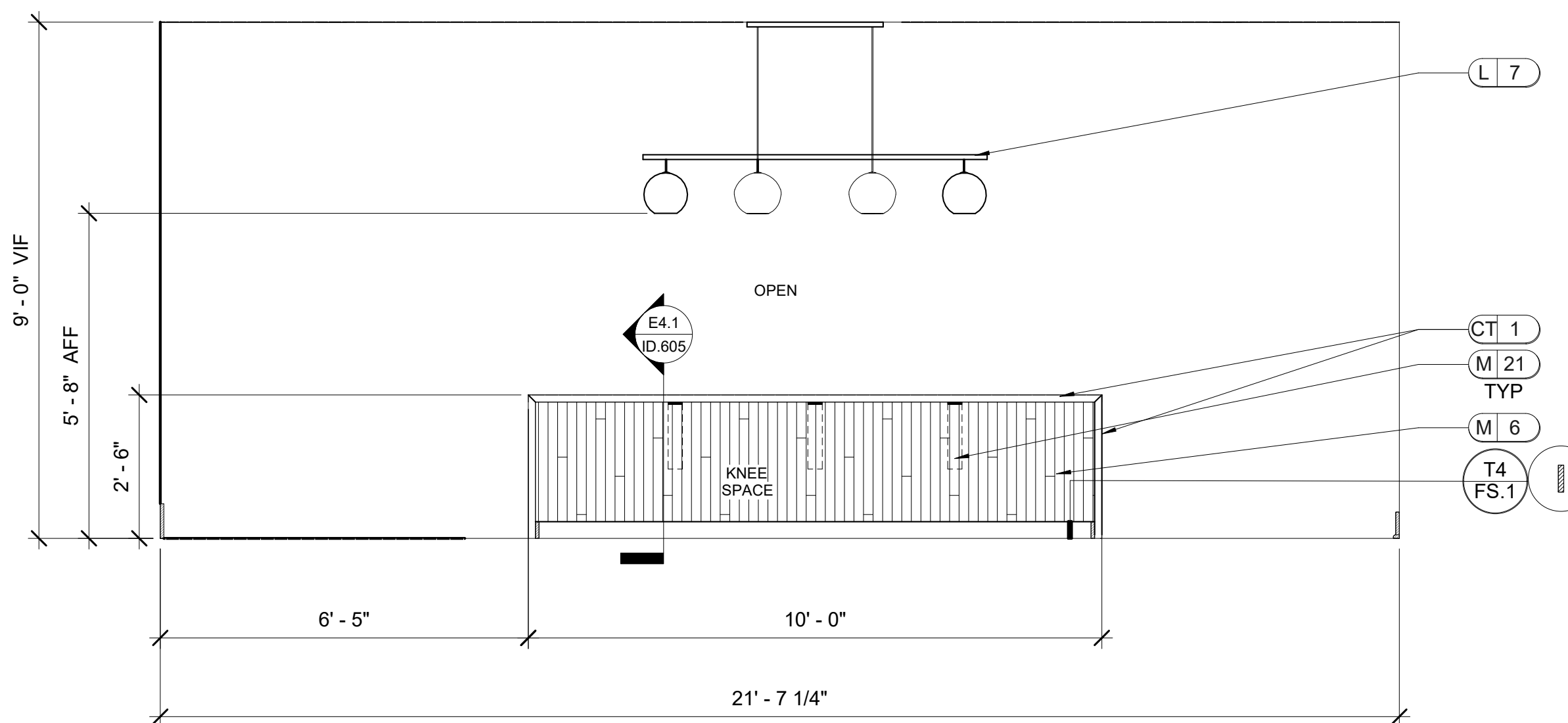
E2 STUDY ROOM
ID.605
SCALE: 1/2" = 1'-0"
NOTE: 1. ALL TRIM TO BE PAINTED P2.
2. WALL TO BE SMOOTH FINISH.



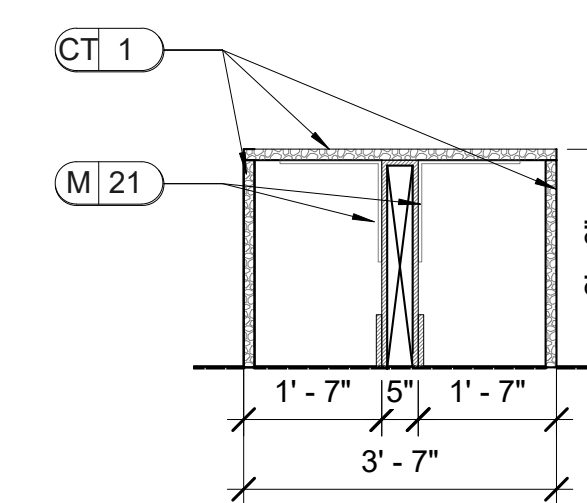
E2.1 SECTION
ID.605
SCALE: 1/2" = 1'-0"



E3 STUDY ROOM
ID.605
SCALE: 1/2" = 1'-0"
NOTE: 1. REFER TO ID.201 FOR LIGHTING LOCATIONS.
2. OPPOSITE SIDE IS MIRROR IMAGE.



E4 STUDY ROOM
ID.605
SCALE: 1/2" = 1'-0"
NOTE: 1. ALL TRIM TO BE PAINTED P2.
2. USE HIDDEN SUPPORT BRACKET M21 FOR SUPPORT AS NEEDED, MUST BE INSTALLED PRIOR TO INSTALLATION OF DRYWALL AND WITH REQUIRED BLOCKING.
3. REFER TO ID.201 FOR LIGHTING LOCATIONS.
4. OPPOSITE SIDE IS MIRROR IMAGE.



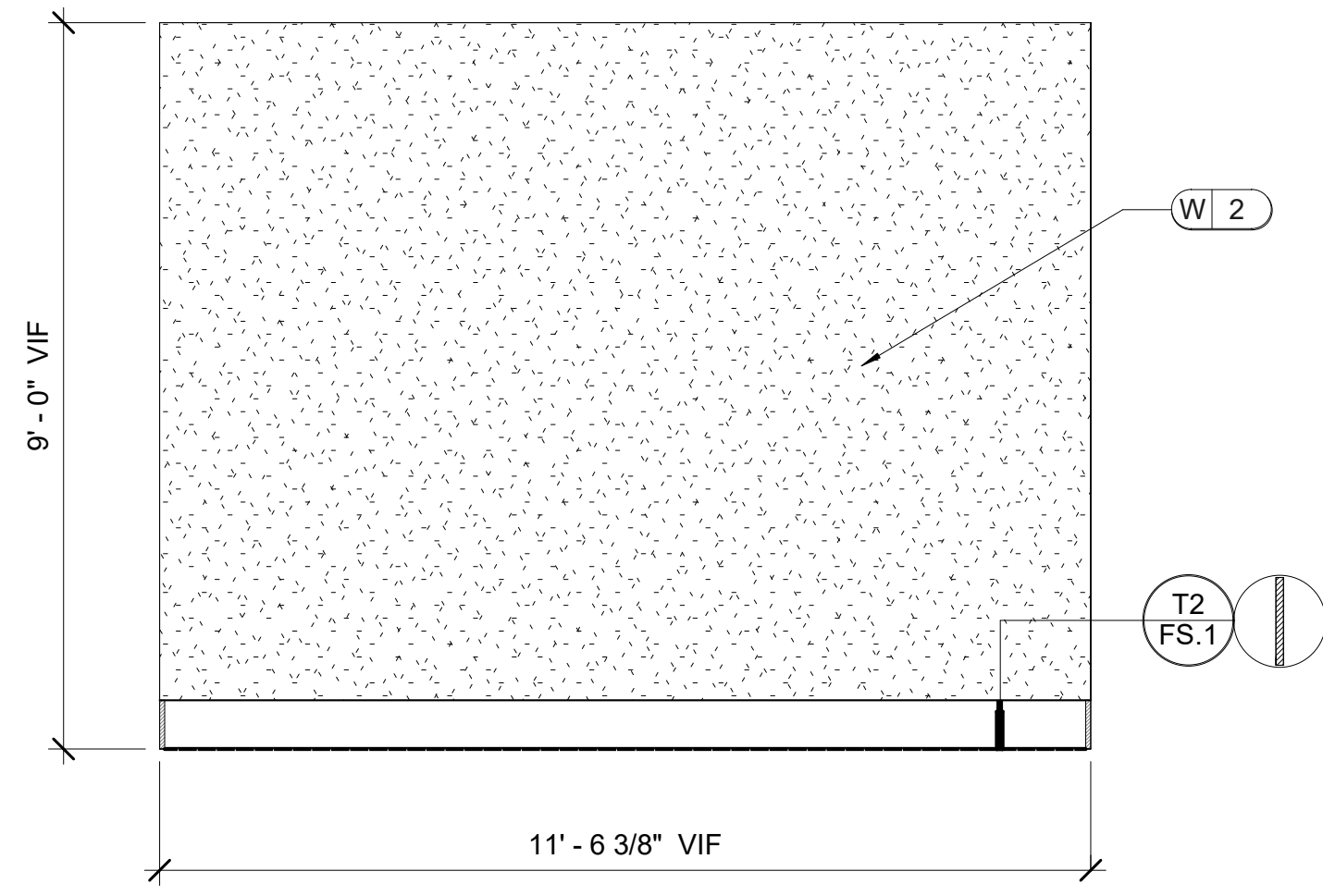
E4.1 SECTION
ID.605
SCALE: 1/2" = 1'-0"

LEASING/ AMENITIES
MARK at TALLAHASSEE PHASE III BLDG. B
TALLAHASSEE, FL
LANDMARK PROPERTIES

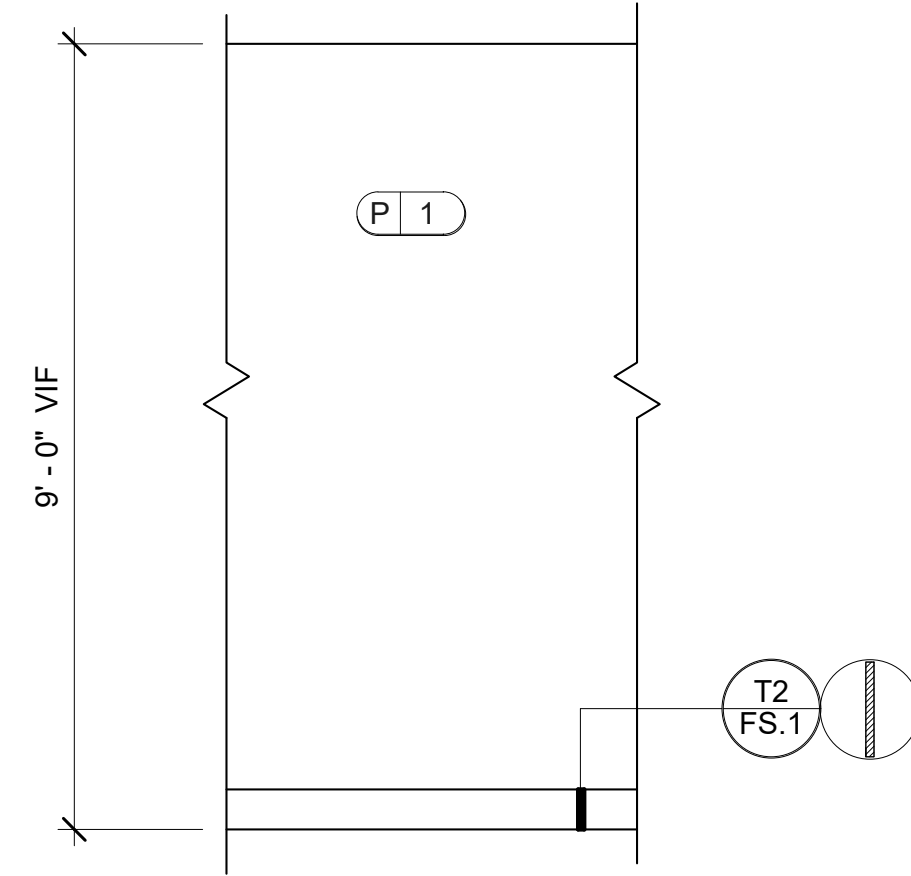
DIR.	REV.	DATE	REMARK	ISS.

RELEASED FOR CONSTRUCTION	BEGIN DATE: 05.20.23
RELEASE DATE: 06.28.23	DESIGNER: JW
CAD DESIGNER: TP	REVIEWED BY: MG,JW,TP

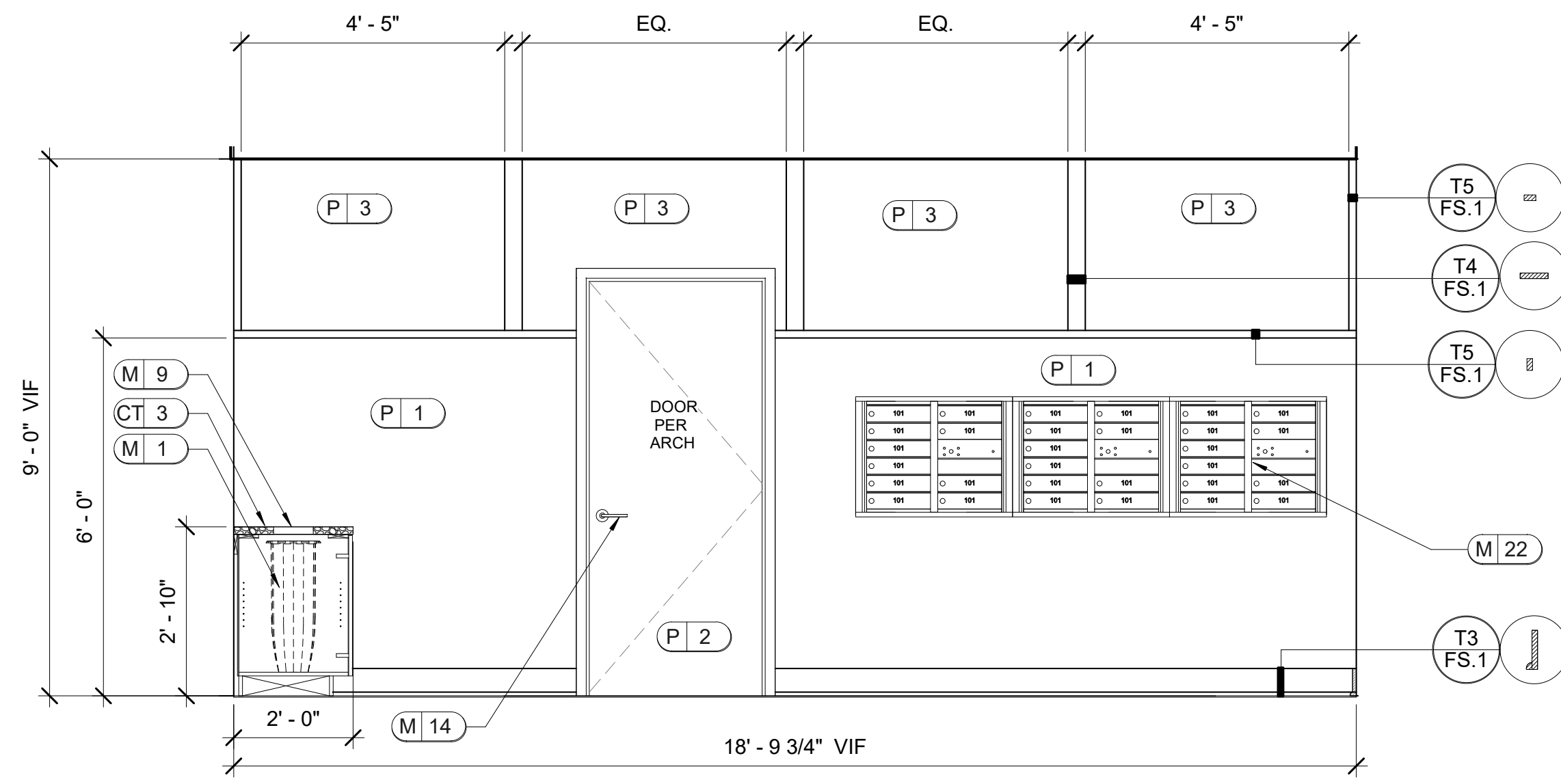
JOB # : 22593-B	TITLE: INTERIOR ELEVATIONS AND DETAILS
SHEET: ID.605	



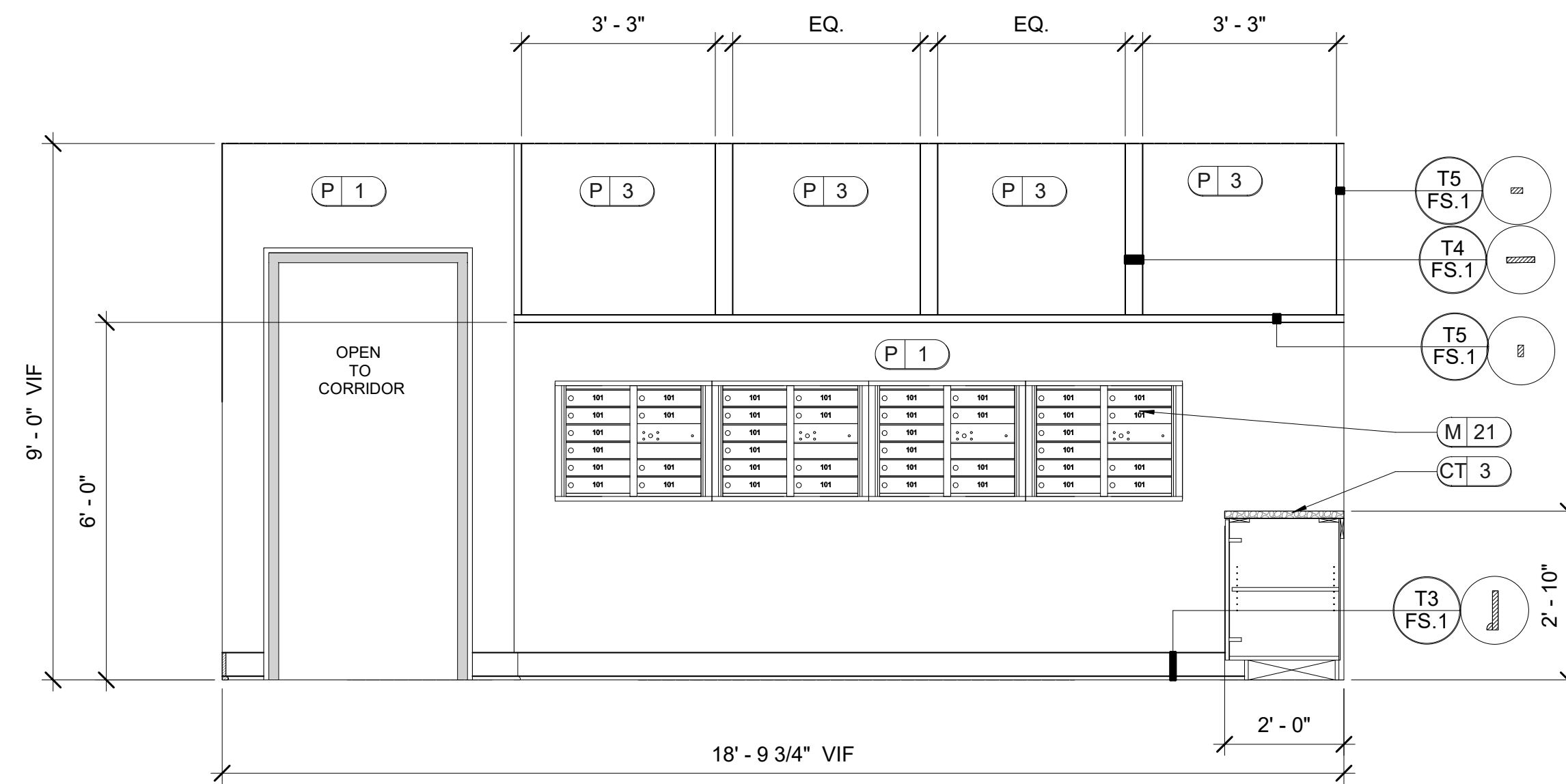
E5 STUDY ROOM
ID.606
SCALE: 1/2" = 1'-0"
NOTE: 1. ALL TRIM TO BE PAINTED P2.



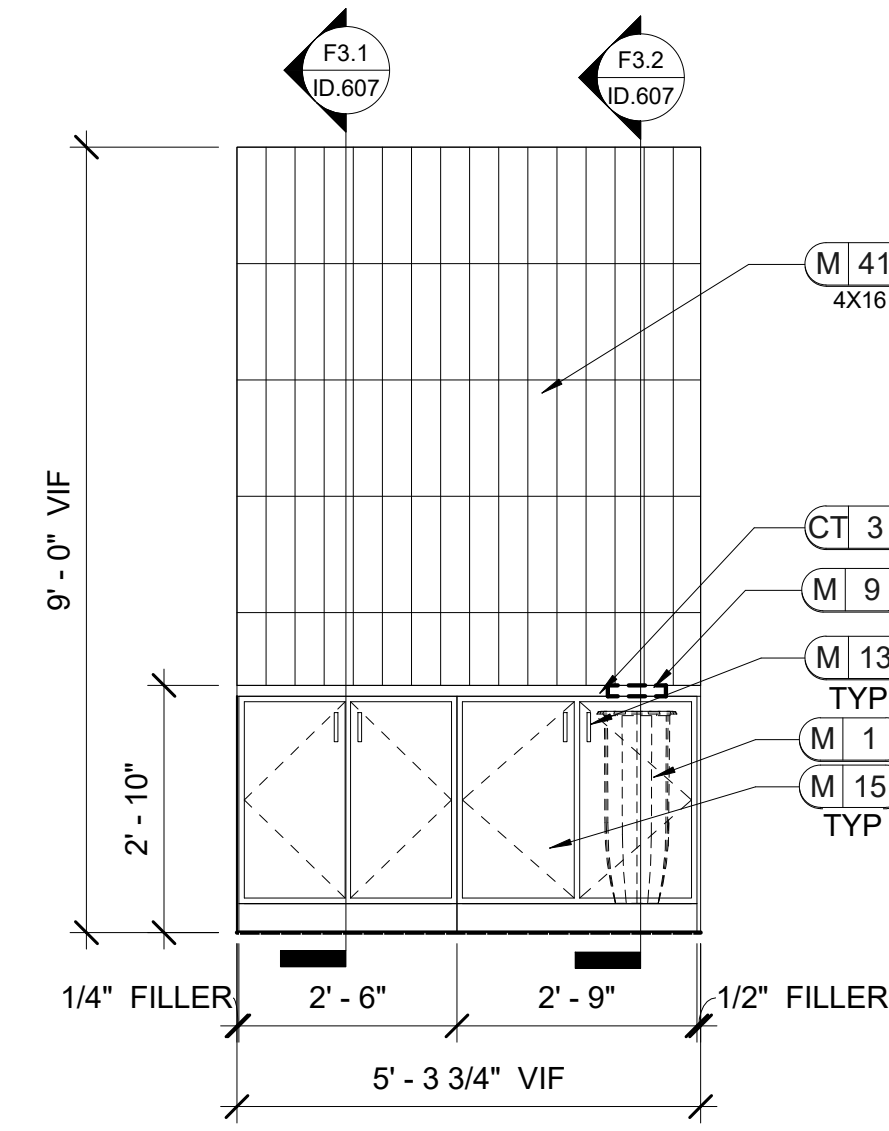
E6 STUDY ROOM TYP.
ID.606
SCALE: 1/2" = 1'-0"
NOTE: 1. ALL TRIM TO BE PAINTED P2.



F1 MAIL
ID.606
SCALE: 1/2" = 1'-0"
NOTE: 1. ALL TRIM TO BE PAINTED P2.
2. WALL TO BE SMOOTH FINISH.



F2 MAIL
ID.606
SCALE: 1/2" = 1'-0"
NOTE: 1. ALL TRIM TO BE PAINTED P2.
2. WALL TO BE SMOOTH FINISH.



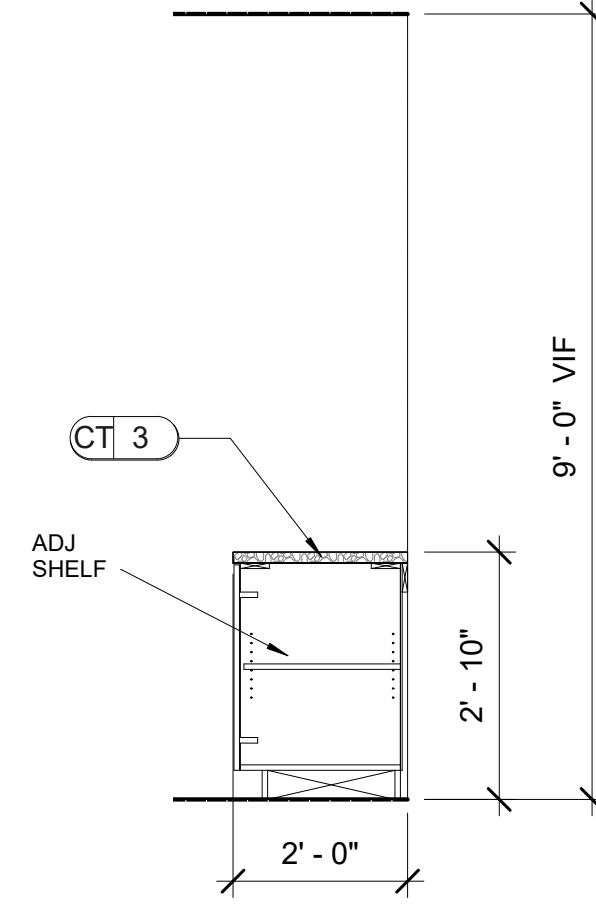
F3 MAIL
ID.606
SCALE: 1/2" = 1'-0"

LEASING/ AMENITIES
MARK at TALLAHASSEE PHASE III BLDG. B
TALLAHASSEE, FL
LANDMARK PROPERTIES

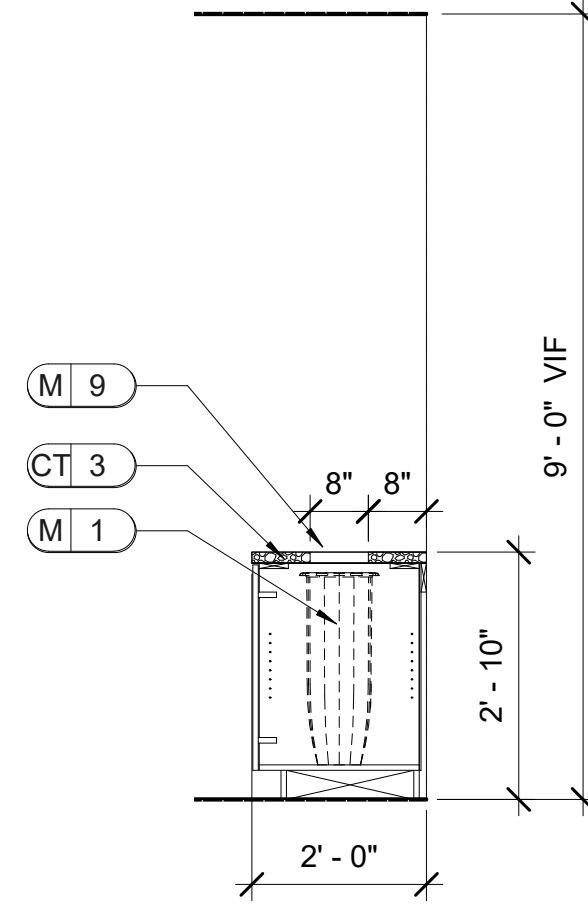
DR.	REV.	DATE	REMARK	ISS.

RELEASED FOR CONSTRUCTION					
BEGIN DATE:	05.20.23	RELEASE DATE:	06.28.23	DESIGNER:	JW
CAD DESIGNER:	TP	REVIEWED BY:	MG,JW,TP		

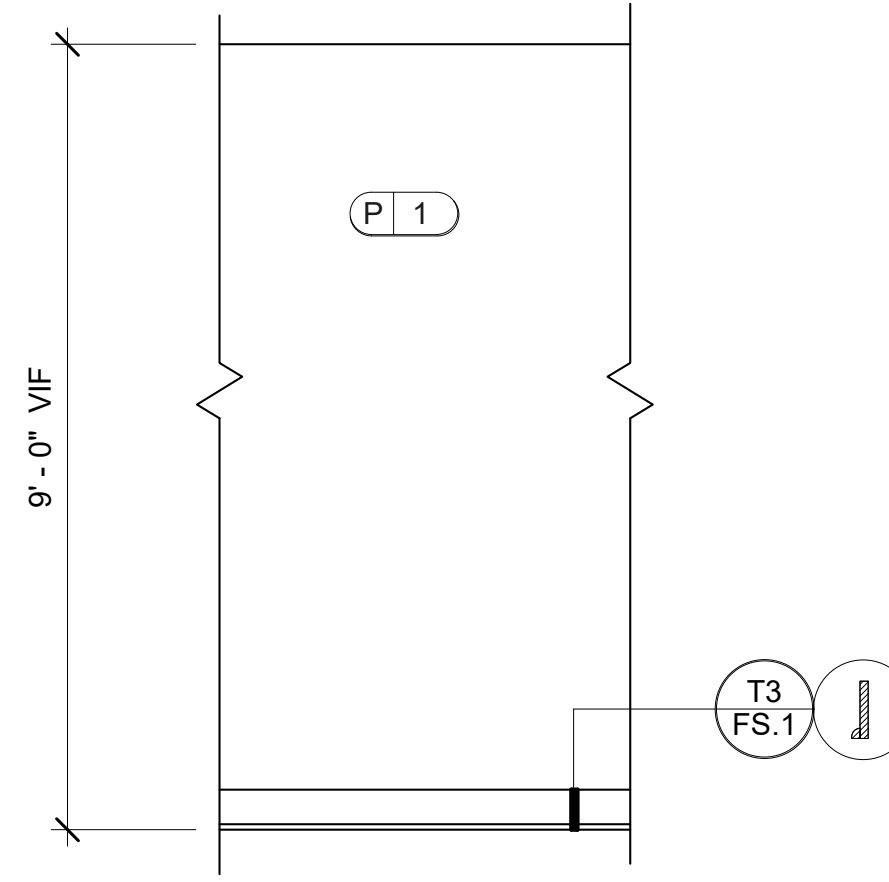
JOB # :	22593-B
TITLE:	INTERIOR ELEVATIONS AND DETAILS
SHEET:	ID.606



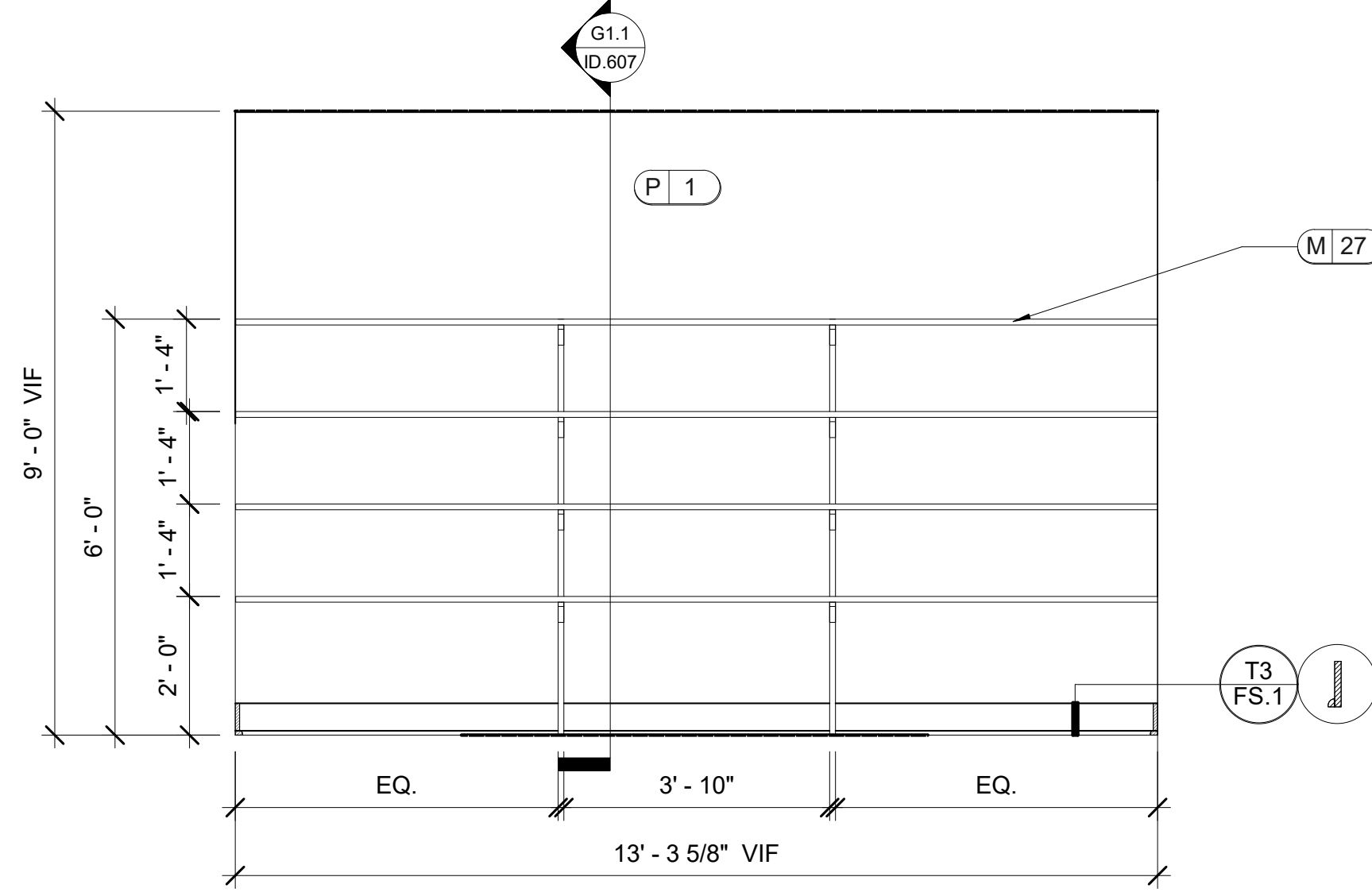
F3.1 SECTION
 ID.607 SCALE: 1/2" = 1'-0"



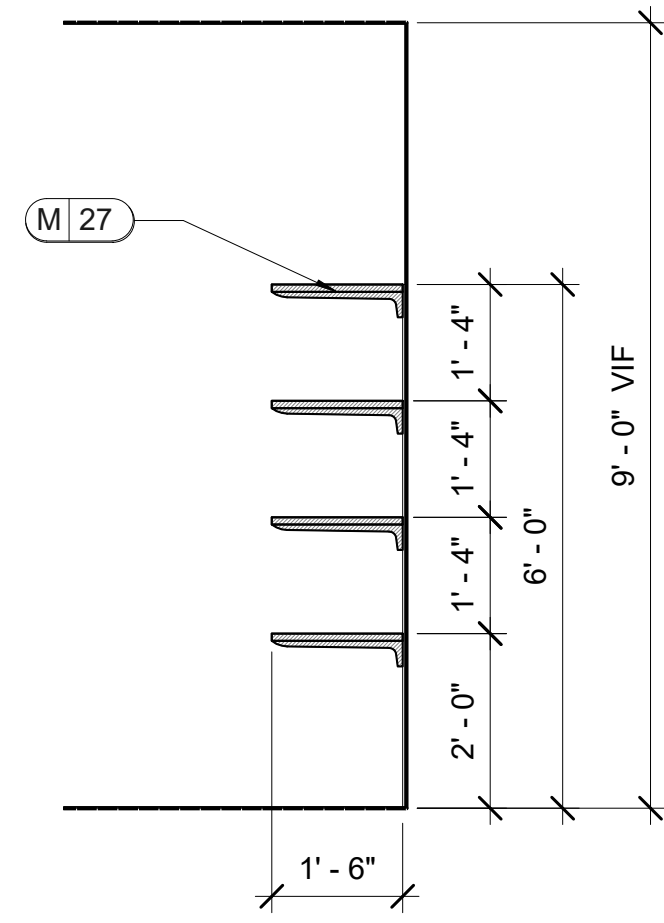
F3.2 SECTION
 ID.607 SCALE: 1/2" = 1'-0"



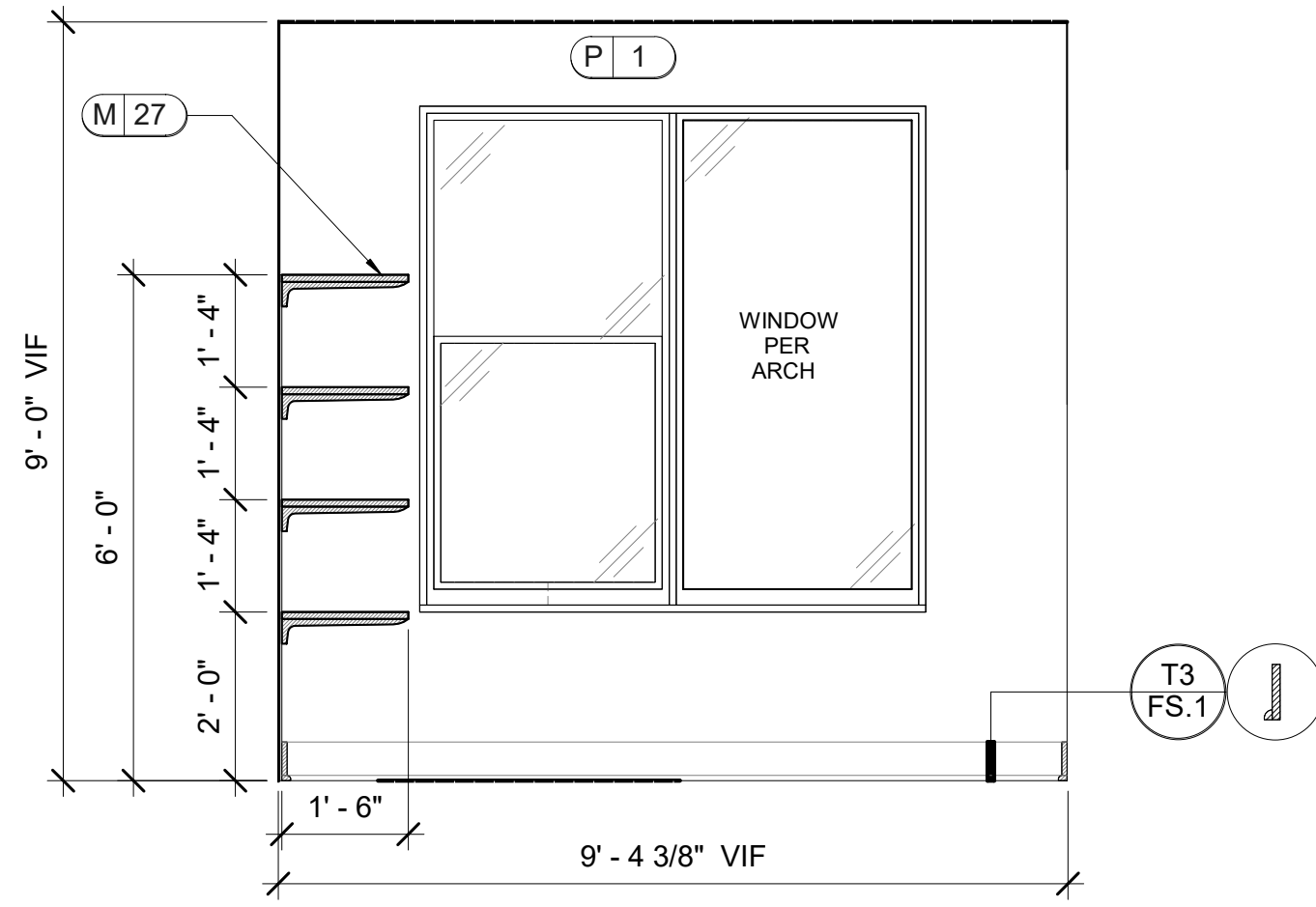
F4 MAIL TYP.
 ID.607 SCALE: 1/2" = 1'-0"
 NOTE: ALL TRIM TO BE PAINTED P2.



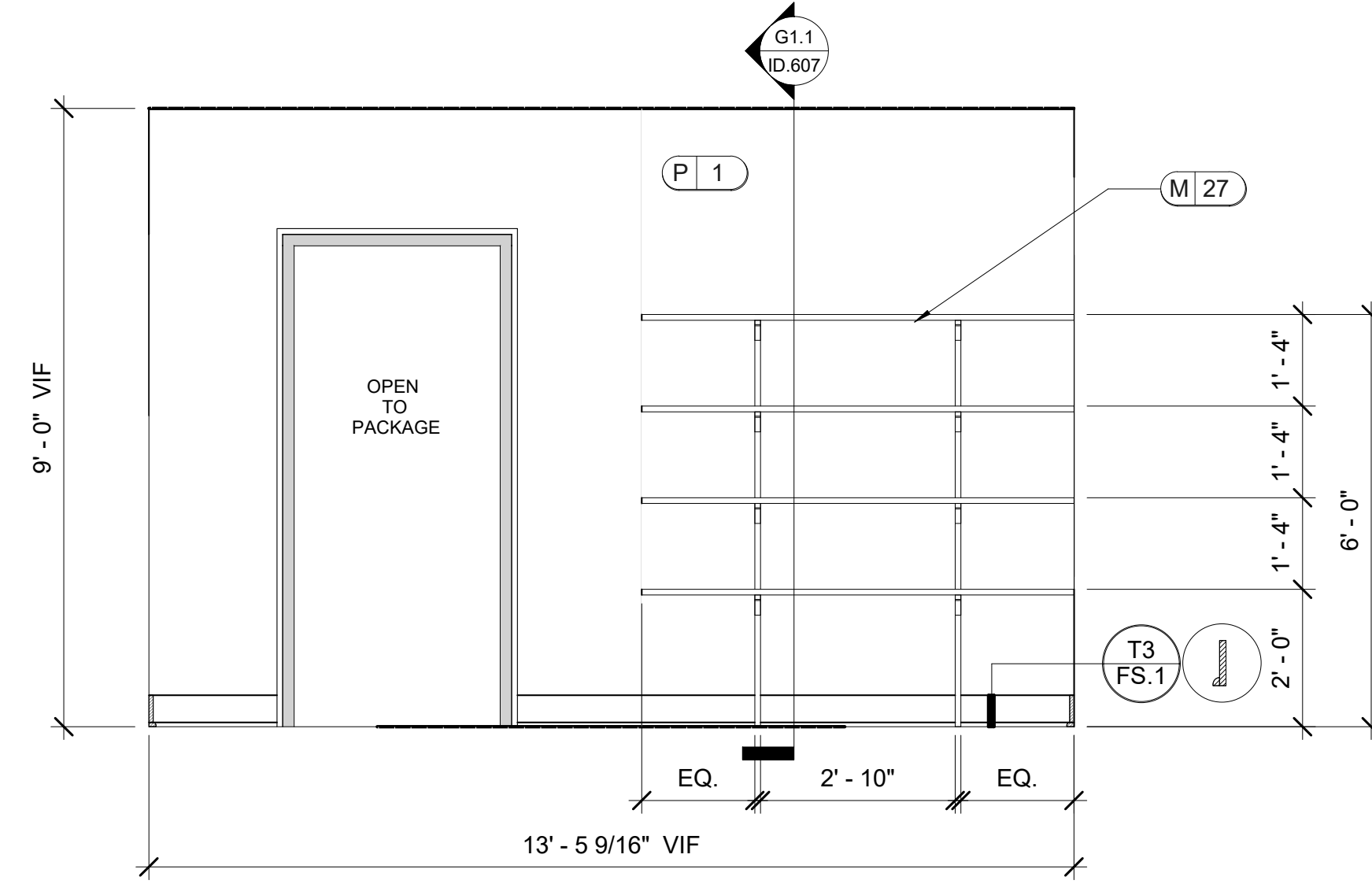
G1 PACKAGE
 ID.607 SCALE: 1/2" = 1'-0"
 NOTE: ALL TRIM TO BE PAINTED P2.



G1.1 SECTION
 ID.607 SCALE: 1/2" = 1'-0"



G2 PACKAGE
 ID.607 SCALE: 1/2" = 1'-0"
 NOTE: ALL TRIM TO BE PAINTED P2.



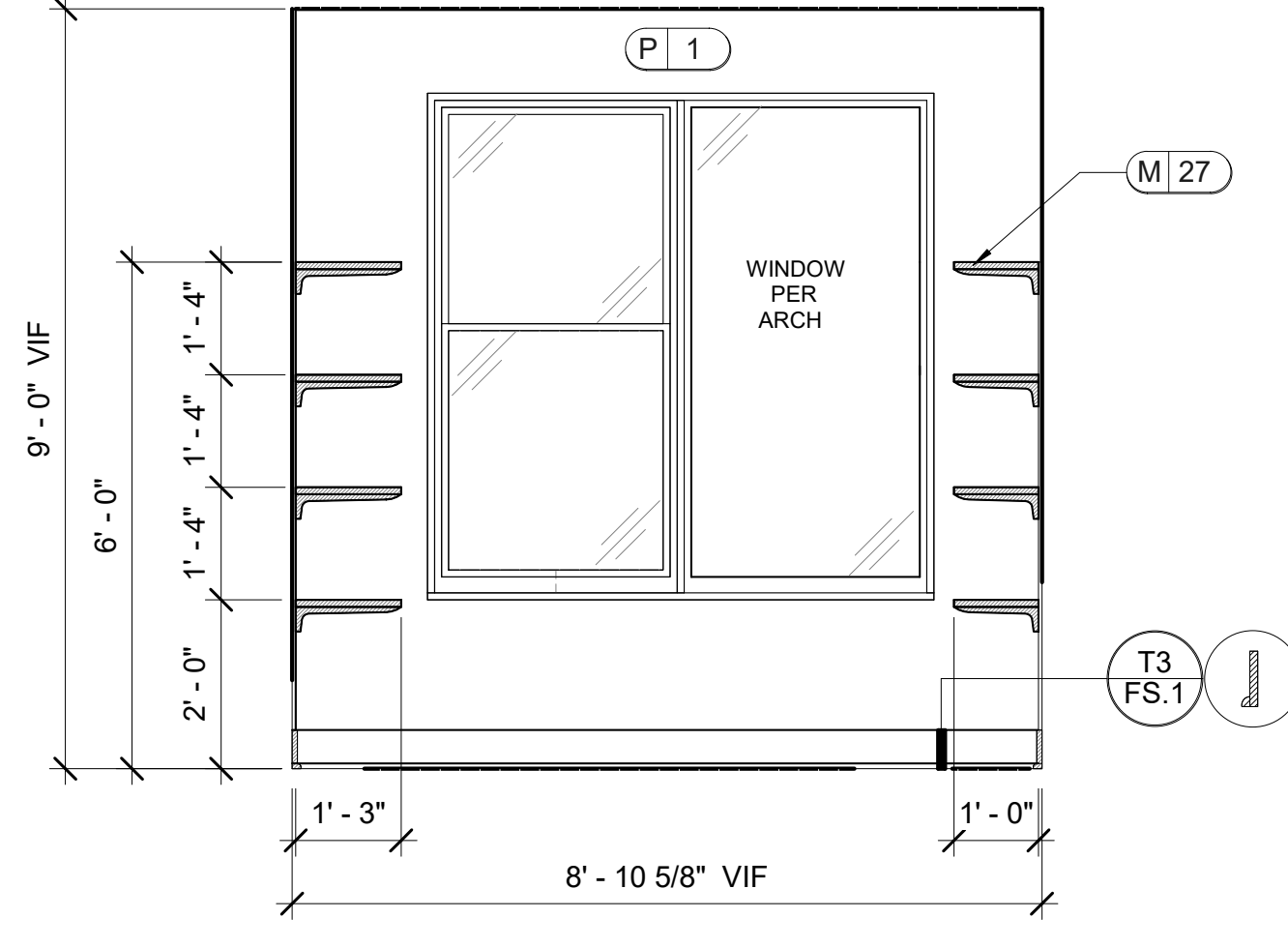
G3 PACKAGE
 ID.607 SCALE: 1/2" = 1'-0"
 NOTE: ALL TRIM TO BE PAINTED P2.

LEASING/ AMENITIES
 MARK at TALLAHASSEE PHASE III BLDG. B
 TALLAHASSEE, FL
 LANDMARK PROPERTIES

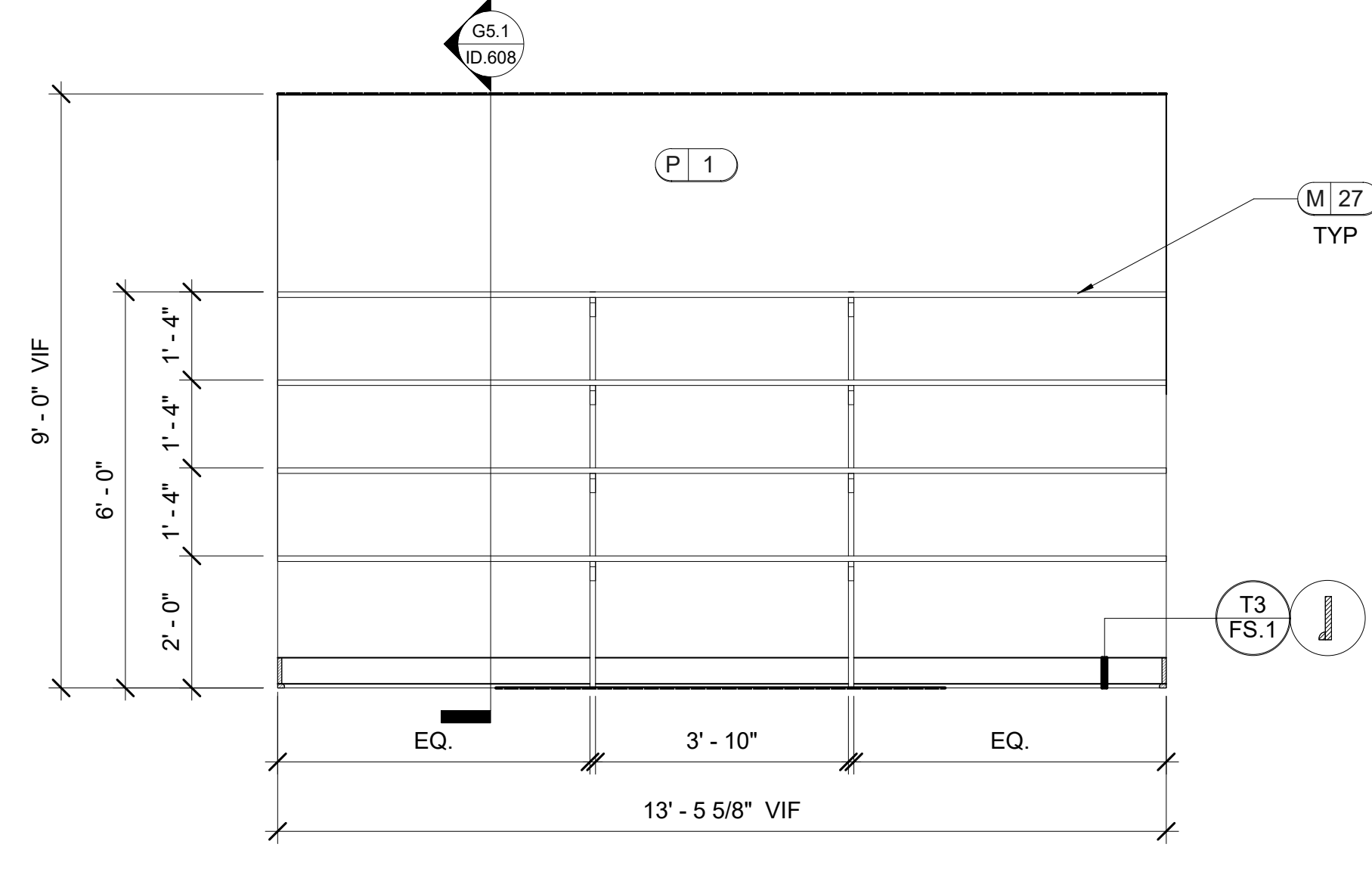
DIR.	REV.	DATE	REMARK	ISS.

RELEASED FOR CONSTRUCTION	BEGIN DATE: 05.20.23
	RELEASE DATE: 06.28.23
	DESIGNER: JW
	CAD DESIGNER: TP
	REVIEWED BY: MG,JW,TP

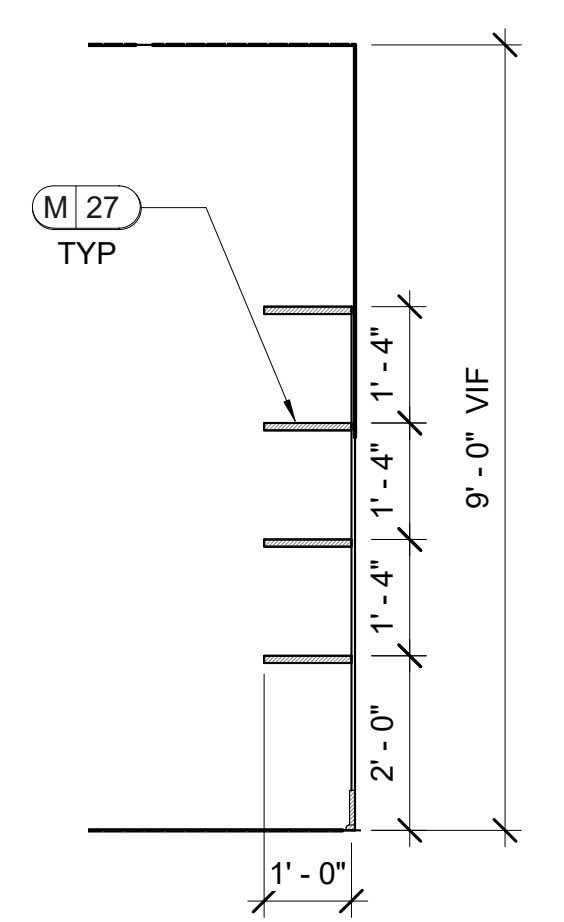
JOB # : 22593-B
TITLE: INTERIOR ELEVATIONS AND DETAILS
SHEET: ID.607



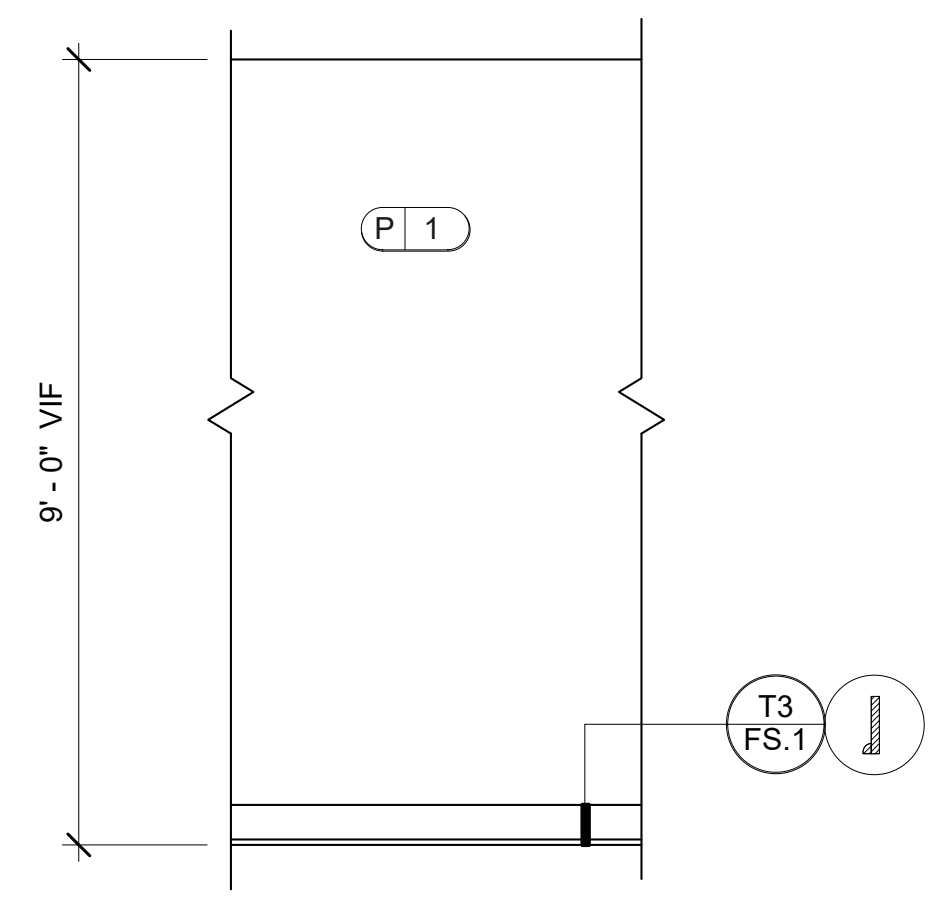
G4 PACKAGE 2
 ID.608 SCALE: 1/2" = 1'-0"
 NOTE: ALL TRIM TO BE PAINTED P2.



G5 PACKAGE 2
 ID.608 SCALE: 1/2" = 1'-0"
 NOTE: ALL TRIM TO BE PAINTED P2.



G5.1 SECTION
 ID.608 SCALE: 1/2" = 1'-0"



G6 PACKAGE & PACKAGE 2 TYP.
 ID.608 SCALE: 1/2" = 1'-0"
 NOTE: ALL TRIM TO BE PAINTED P2.

JOB # : 22593-B
TITLE : INTERIOR ELEVATIONS AND DETAILS
SHEET : ID.608

RELEASED FOR CONSTRUCTION
BEGIN DATE: 05.20.23
RELEASE DATE: 06.28.23
DESIGNER: JW
CAD DESIGNER: TP
REVIEWED BY: MG,JW,TP

DR.	REV.	DATE	REMARK	ISS

LEASING/ AMENITIES
MARK at TALLAHASSEE PHASE III BLDG. B
TALLAHASSEE, FL
LANDMARK PROPERTIES

DESIGN ENVIRONMENTS DESIGN FOR LIFE
 1000 North Florida Avenue, Suite 200
 Tallahassee, FL 32301
 This Drawing is the property of Design Environments and may not be reproduced or used without their written permission.

FINISH SCHEDULES

FLOORING SCHEDULE

ID	ROOM NAME	LOCATION	MATERIAL / FINISH	MANUFACTURER	SERIES / LINE	COLOR NUMBER / NAME	FIRE RATING	SPECIAL NOTES
F1	LOBBY, MAIL, PACKAGE, PACKAGE 2	FLOORING	12" x 48" TILE	TRINITY TILE	12" x 48" WOOD LOOK TILE	EMBARK/NUT		GROUT: CUSTOM BUILDING PRODUCTS FUSION PRO: CONTACT: ELIZABETH CHAMBLEY,ECHAMBLEY@TRINITYSUR FACES.COM, 770.856.5139
F2	BIKE,JAN	FLOORING	SEALED CONCRETE	PER BUILDER		CLEAR		
F3	OFFICE	FLOORING	9" X 36" CARPET TILE	SHAW CONTRACT	ALL TOGETHER TILE 5T494	TOGETHER 50210		PATTERN: ASHLAR CONTACT: JESSA FINNEGAN AT JESSA.FINNEGAN@SHAWCONTRACT.COM
F4	RR	FLOORING	3x3 HEX MOSAIC	EMSER	SOURCE/ UNGLAZED PORCELAIN 3" HX	PURE WHITE MATTE		GROUT: CUSTOM BUILDING PRODUCTS FUSION PRO: CONTACT: AMANDA HANDLEY AT AMANDA.HANDLEY@EMSER.COM
F5	STUDY ROOM	FLOORING	9" X 36" CARPET TILE	SHAW CONTRACT	IN COMMON TILE 5T451	INCLUDE COLOR 50678		PATTERN: ASHLAR CONTACT: JESSA FINNEGAN AT JESSA.FINNEGAN@SHAWCONTRACT.COM
F6	OFFICE, STUDY ROOM	FLOORING TRANSITION STRIP	METAL TRANSITION STRIP	SCHLUTER	RENO, TK			GROUT: CUSTOM BUILDING PRODUCTS FUSION PRO: CONTACT: ELIZABETH CHAMBLEY,ECHAMBLEY@TRINITYSUR FACES.COM, 770.856.5139
F7	R.R	FLOORING TRANSITION STRIP	METAL TRANSITION STRIP	SCHLUTER	DECO, TK			GROUT: CUSTOM BUILDING PRODUCTS FUSION PRO: CONTACT: ELIZABETH CHAMBLEY,ECHAMBLEY@TRINITYSUR FACES.COM, 770.856.5139
F8	JAN	FLOORING TRANSITION STRIP	METAL TRANSITION STRIP	SCHLUTER	RENO V			GROUT: CUSTOM BUILDING PRODUCTS FUSION PRO: CONTACT: ELIZABETH CHAMBLEY,ECHAMBLEY@TRINITYSUR FACES.COM, 770.856.5139

LIGHTING SCHEDULE

ID	ROOM NAME	LOCATION	MATERIAL / FINISH	MANUFACTURER	SERIES / LINE	COLOR NUMBER / NAME	FIRE RATING	SPECIAL NOTES
L1	LOBBY,	CEILING	PENDANT	VISUAL COMFORT & CO	HASTINGS	S 5646HAB-BLK/HAND-RUBBED ANTIQUE BRASS		LOCATE BOTTOM OF FIXTURE AT: CONTACT MANUFACTURER FOR BULB RECOMMENDATION CONTACT CATHLEEN SMITH AT CSMITH@VISUALCOMFORT.COM
L2	LOBBY	CEILING	CHANDELIER	CURREY & COMPANY	LONGAVILLE	9000-0731 BLACK		LOCATE BOTTOM OF FIXTURE AT: CONTACT MANUFACTURER FOR BULB RECOMMENDATION CONTACT LISA MCWILLIAMS AT NOVDSLCC@GMAIL.COM
L3	LOBBY	CEILING	FLUSH MOUNR	VISUAL COMFORT & CO	AGNES 15" FLUSH MOUNT	ARN 4350MBK-SWG/ MATTEE BLACK SOFT WHITE GLASS		CONTACT MANUFACTURER FOR BULB RECOMMENDATION CONTACT CATHLEEN SMITH AT CSMITH@VISUALCOMFORT.COM
L4	TYPICAL	CEILING	RECESSED CANS	PER ELECTRICAL PROVIDER		BAFFLE:WHITE RIM: WHITE		4" DIAMETER
L5	JAN	CEILING	2X4 FLUORESCENT LIGHT	PER BUILDER		HOUSING: STAINLESS		
L6	RR	WALL	WALL SCONCE	VISUAL COMFORT & CO	DOBSON II 3-LIGHT BATH SCONCE	700BCDBS3SB		LOCATE JUNCTION BOX AT: CONTACT MANUFACTURER FOR BULB RECOMMENDATION CONTACT CATHLEEN SMITH AT CSMITH@VISUALCOMFORT.COM
L7	STIDY	CEILING	CHANDELIER	VISUAL COMFORT & CO	LUNE MEDIUM LINEAR	EC1264/ AGED IRON		LOCATE BOTTOM OF FIXTURE AT: CONTACT MANUFACTURER FOR BULB RECOMMENDATIONCONTACT CATHLEEN SMITH AT CSMITH@VISUALCOMFORT.COM
L8	LOBBY	WALL	WALL SCONCE	VISUAL COMFORT & CO	MARA WALL	700WSMRAB-LED927		LOCATE JUNCTION BOX AT: CONTACT CATHLEEN SMITH AT CSMITH@VISUALCOMFORT.COM

COUNTERTOP SCHEDULE

ID	ROOM NAME	LOCATION	MATERIAL / FINISH	MANUFACTURER	SERIES / LINE	COLOR NUMBER / NAME	FIRE RATING	SPECIAL NOTES
CT1	LOBBY, STUDY ROOM,	COUNTER TOP	QUARTZ	CAMBRIA	SIGNATURE SERIES	VAIL VILLAGE		THICKNESS: 2CM, 3CM, CONTACT: SUSAN CRONIN AT SUSAN.CRONIN@CAMBRIAUSA.COM
CT2	LOBBY, STUDY ROOM, RR	PAINT/ SEMI- GLOSS	QUARTZ	CAMBRIA	SIGNATURE SERIES	MINNESOTA SNOW		THICKNESS: 2CM, 3CM, CONTACT: SUSAN CRONIN AT SUSAN.CRONIN@CAMBRIAUSA.COM
CT3	MAIL	COUNTER TOP	QUARTZ	CAESARSTONE	METROPOLITAN	4004/ RAW CONCRETE		THICKNESS: 3CM, CONTACT: KAREN.HUTTO@CASEARSTONEUS.COM

WALLPAPER SCHEDULE

ID	ROOM NAME	LOCATION	MATERIAL / FINISH	MANUFACTURER	SERIES / LINE	COLOR NUMBER / NAME	FIRE RATING	SPECIAL NOTES
W1	STUDY ROOM	WALL	WRITABLE WALL COVERING	PEER HATCH	CONCRETE	TEXTURED CONCRETE	CLASS A ASTM-E84	CONTRACTOR TO FIELD MEASURE WALL, SUBMIT TO GRAVITY DIGITAL WALLS FOR DIGITAL MOCK UP FOR DESIGN ENVIRONMENTS TO APPROVE PRIOR TO PURCHASE. CONTRACTOR TO INSTALL. WWW.PEERHATCH.COM
W2	STUDY ROOM	WALL	MURAL	STUDIO EL				
W3	LOBBY	WALL	MURAL	GRAVITY DIGITAL WALLS	LAMINA	MURANO GLASS/ G1-17-04	ASTM-E84 - CLASS A	CONTRACTOR TO FIELD MEASURE WALL, SUBMIT TO GRAVITY DIGITAL WALLS FOR DIGITAL MOCK UP FOR DESIGN ENVIRONMENTS TO APPROVE PRIOR TO PURCHASE. CONTRACTOR TO INSTALL. WWW.GRAVITYDIGITALWALLS.COM

DESIGN ENVIRONMENTS
DESIGN FOR LIFE
 Atlanta | Boston | Chicago | Emeryville | San Francisco
 Hospitality | Institutional | Multi Family | Residential | Senior Living | Student Housing
This Drawing is the property of Design Environments and may not be reproduced or used without their written permission.

LEASING/ AMENITIES @
MARK at TALLAHASSEE PHASE III BLDG. B
TALLAHASSEE, FL
LANDMARK PROPERTIES

REV	DATE	REVISIONS
1		
2		
3		
4		
5		
6		
7		
8		
9		
10		

RELEASED FOR CONSTRUCTION
 BEGIN DATE: 05.18.23
 RELEASE DATE: 06.28.23
 DESIGNER: JW
 CAD DESIGNER: TP
 REVIEWED BY: MCGJW/TP

JOB # : 22593-B
 FINISH SCHEDULES
 SHEET: **FS.2**

FINISH SCHEDULES

PAINT SCHEDULE

ID	ROOM NAME	LOCATION	MATERIAL / FINISH	MANUFACTURER	SERIES / LINE	COLOR NUMBER / NAME	FIRE RATING	SPECIAL NOTES
P1	TYPICAL	WALL, CEILING	PAINT/ FLAT	SHERWIN WILLIAMS	PROMAR 200 ZERO VOC INTERIOR LATEX	SW7668/ MARCH WIND		ALL VENTS TO BE PAINTED THE WALL/ CEILING COLOR IN WHICH THEY ARE LOCATED.
P2	TYPICAL	TRIM	PAINT/ SEMI- GLOSS	SHERWIN WILLIAMS	PROMAR 200 ZERO VOC INTERIOR LATEX	SW9166/DRIFT OF MIST		ALL VENTS TO BE PAINTED THE WALL/ CEILING COLOR IN WHICH THEY ARE LOCATED.
P3	OFFICE, MAIL	WALL AS SHOWN	PAINT/ FLAT	SHERWIN WILLIAMS	PROMAR 200 ZERO VOC INTERIOR LATEX	SW6214/ UNDERSEAS		ALL VENTS TO BE PAINTED THE WALL/ CEILING COLOR IN WHICH THEY ARE LOCATED.

MOULDING SCHEDULE

ID	ROOM NAME	LOCATION	MATERIAL / FINISH	MANUFACTURER	SERIES / LINE	TRIM TYPE	FIRE RATING	SPECIAL NOTES
T1	BIKE, LOBBY, RR	USED AS BASE ON HARD SURFACE FLOORING	PAINT GRADE	PER BUILDER, RANDALL BROTHERS	1X8, RB-127	STOCK BASE ASSEMBLY		
T2	OFFICE, STUDY ROOM	USED AS BASE ON SOFT SURFACE FLOORING	PAINT GRADE	PER BUILDER	1X8	STOCK		
T3	PACKAGE, PACKAGE 2, STYDY ROOM	USED AS BASE ON HARD SURFACE FLOORING	PAINT GRADE	PER BUILDER, RANDALL BROTHERS	1X6, RB-127	STOCK BASE ASSEMBLY		
T4	MAIL TYPICAL, STUDY ROOM	WALL AS SHOWN, CASING	PAINT GRADE	RANDALL BROTHERS	1X4	STOCK		
T5	BIKE, MAIL, STUDY ROOM, RR	WALL AS SHOWN	PAINT GRADE	RANDALL BROTHERS	1X2	STOCK		
T6	STUDY ROOM	WALL AS SHOWN	PAINT GRADE	PER BUILDER	1X1, 1X2 1X4	STOCK ASSEMBLY		
T7	LOBBY	CEILING AS SHOWN	PAINT GRADE	RANDALL BROTHERS	1X1	STOCK		

MISCELLANEOUS SCHEDULE

ID	ROOM NAME	LOCATION	MATERIAL / FINISH	MANUFACTURER	SERIES / LINE	COLOR NUMBER / NAME	FIRE RATING	SPECIAL NOTES
M1	TYPICAL	UNDERCOUNTER	TRASH CAN	PER BUILDER		BLACK		
M2	LOBBY	COUNTERTOP	COFFEE MACHINE	STARBUCKS	BRANDED SOLUTIONS			CLIENT TO CONFIRM COFFEE MACHINE MEETS ADA REQUIREMENTS
M3	LOBBY	WALL	TV	PER CLIENT				SIZES PER ELEVATIONS.
M4	LOBBY	WALLS	RECESSED OUTLET	PER ELECTRICAL PROVIDER				
M5	LOBBY	WALL	DUPLEX WITH USB PORTS	LEGRAND OR EQUAL	RADIANT USB OUTLET	TM826USBW/ WHITE		UBUILD.COM.
M6	LOBBY, STUDY ROOM	WALL, ISLAND	HARDWOOD	SPECIFIED SOLUTIONS	ARCHDALE	ARCHDALE OAK/AR2053EX		CONTACT: BARBARA DESMOND AT BARBARA@SPECIFIEDSOLUTIONS.COM
M7	LOBBY	WALL	4X8 TERRACOTTA LOOK POLISHED CERAMIC TILE	TILEBAR	PARMA BRICK	WHITE		PATTERN: GROUT: CUSTOM BUILDING PRODUCTS FUSIONPRO CONTACT EMILY HATCH AT EHATCH@TILEBAR.COM
M8	LOBBY	COUNTERTOP	COFFEE MACHINE TRASH HOLE	PER COUNTERTOP PROVIDER		CUT INTO CT2, CT 5		POLISHED EDGE, SIZE AND LOCATION TO BE DETERMINED BY SPECS OF M7,
M9	LOBBY	COUNTERTOP	8" TRASH HOLE	PER BUILDER		CUT INTO CT2, CT 5		POLISHED EDGE, SMOOTH
M10	LOBBY	WALL	4" x 12" WALL TILE	ARCHITESSA	LAPIS SERIES	OASI INTENSO		PATTERN: STACK HORIZONTAL. GROUT: NONE. CONTACT BRITTANY BUDJAKO AT BRITTANYB@ARCHITESSA.COM
M11	LOBBY	WALL	4" x 12" WALL TILE	ARCHITESSA	LAPIS SERIES	BIANCO MAIOLICA		PATTERN: STACK HORIZONTAL. GROUT: NONE. CONTACT BRITTANY BUDJAKO AT BRITTANYB@ARCHITESSA.COM
M12	LOBBY	WALL	4" x 12" WALL TILE	ARCHITESSA	LAPIS SERIES	BRUNO DORATO		PATTERN: STACK HORIZONTAL. GROUT: NONE. CONTACT BRITTANY BUDJAKO AT BRITTANYB@ARCHITESSA.COM
M13	LOBBY	CABINETY	CABINET PULL	MISENO	5-5/16 INCH CENTER TO CENTER HANDEL-STYLE CABINET PULL	:MCPZ629FB		MISENOUSA.COM
M14	LOBBY	DOOR	DOOR HARDWARE	EMTEK	BADEN SERIES	MATTE BLACK US19/ 622		ARCHITECT TO CONFIRM THAT ALL DOOR HARDWARE MEETS APPLICABLE CODE REQUIREMENTS AND CLIENT PRIVACY REQUIREMENTS
M15	LOBBY	CABINETY	CABINET/ WRAPPED IN LAMINATE	PER MILLWORK PROVIDER/ WILSONART	BLACK VELVET	15505		CONTACT CHRISTA PIROZZI AT CHRISTA.PIROZZI@WILSONART.COM
M16	LOBBY	WALL, CEILING DROP	45.5X96 ACCOUSTICAL FELT PANEL	SOLEBERG	MUTO PLANKT ACCOUSTIC PANEL/ 45.5 X 96 PLANKT PANEL VN NOMINAL 4 " VERTICAL PLANKS	NATURAL WALNOUT	CLASS A ASTM-E84	CONTACT: MELISSA MONK AT MELISSA@MAPCONTRACT.COM
M17	LOBBY	BANQUETTE	3/4" WOOD PANEL MADE INTO BANQUETTE BASE	PER MILLWORK PROVIDER/ WILSONART	BLACK VELVET	15505		MILLWORK PROVIDER TO CONTACT DESIGNER WHEN BASE IS INSTALLED WITH FINISH MATERIAL APPLIED, ***DESIGNER REQUIRES 6 WEEKS FROM DATE OF FIELD MEASUREMENT TO FABRICATE AND INSTALL CUSTOM CUSHIONS*** CONTACT: CHRISTA PIROZZI AT CHRISTA.PIROZZI@WILSONART.COM

DESIGN ENVIRONMENTS
 DESIGN FOR LIFE
 Atlanta | Boston | Chicago | Emeryville | San Francisco
 Hospitality | Institutional | Multi Family | Residential | Senior Living | Student Housing
This Drawing is the property of Design Environments and may not be reproduced or used without their written permission.

LEASING/ AMENITIES @
MARK at TALLAHASSEE PHASE III BLDG. B
TALLAHASSEE, FL
LANDMARK PROPERTIES

REV	DATE	REVISIONS

RELEASED FOR CONSTRUCTION
 BEGIN DATE: 05.18.23
 RELEASE DATE: 06.28.23
 DESIGNER: JW
 CAD DESIGNER: TP
 REVIEWED BY: MG, JW, TP

JOB # : 22593-B
 TITLE: FINISH SCHEDULES
 SHEET: FS.3

FINISH SCHEDULES

MISCELLANEOUS SCHEDULE

ID	ROOM NAME	LOCATION	MATERIAL / FINISH	MANUFACTURER	SERIES / LINE	COLOR NUMBER / NAME	FIRE RATING	SPECIAL NOTES
M18	LOBBY	BANQUETTE	UPHOLSTERED SEAT AND BACK CUSHION	PER DESIGN ENVIRONMENTS				DEI TO PROVIDE AND INSTALL BANQUETTE SEAT AND BACK CUSHION, CONTACT DESIGNER TO COORDINATE MEASUREMENT FOR BANQUETTE CUSHION ONCE THE FRAME IS INSTALLED WITH FINISH MATERIAL. ***DESIGNER REQUIRES 6 WEEKS FROM DATE OF FIELD MEASUREMENT TO FABRICATE AND INSTALL CUSTOM CUSHIONS***
M19		CEILING/ BUILT-IN	3/4" WOOD PANEL OR DRY WALL MADE INTO BEAMS/PAINTED	PER MILLWORK PROVIDER		PAITN P3		
M20	LOBBY	COUNTERTOP	POPO UP POWER GROMMET	MOCKETT	PCS64/2/USB - DUAL-SIDED ILLUMINATED POP-UP POWER GROMMET DOCK W/ USB	23-METALIC SILVER		USE M15 CORD MANAGERNTAS NEEDED TO CONCEAL LECTRICAL CORDS WWW.MOCKETT.COM
M21	TYPICAL	UNDER COUNTERTOP	HIDDEN COUNTERTOP SUPPORT BRACKETS	OUTWATER	CSB20-NJ-CRS	COLD ROLLED STEEL		HIDDEN COUNTERTOP BRACKETS TO BE INSTALLED PRIOR TO DRYWALL INSTALLATION
M22	MAIL	WALL	MAIL BOXES	PER ARCHITECT		BLACK		DESIGNER TO APPROVE PHYSICAL COLOR SAMPLE FROM VENDOR.
M24	BIKE	WALL AS SHOWN						
M25	BIKE	WALL AS SHOWN	LAMINATE	WILSONART		LOFT OAK 7968		CONTACT: CHRISTA PIROZZI AT CHRISTA.PIROZZI@WILSONART.COM
M26	BIKE	WALL AS SHOWN	BIKE RACKS	PER ARCHITECT		PER ARCHITECT		
M27	PACKAGE	WALL	WOODEN SHELIVING	PER ARCHITECT		P2		
M28	RR.	FLOOR	METAL COVE BASE	SCHLUTER	DILEX-AHK	ANODIZED ALUMINUM		CONTACT: ELIZABETH CHAMBLEY 770.856.5139
M29	LOBBY	WALL	TOUCHFREE BOTTLE FILLING STATION W/ BI LEVEL ADA HANDS FREE COOLER	ELKAY	EZH20	EZOTL8WSSK		ELKAY.COM
M30	RR							
M31	RR	COUNTERTOP	UNDERMOUNT SINK	KOHLER	VERTYCIL RECTANGLE UNDERMOUNT BATHROOM SINK	K-2882-0 / WHITE		ADA WALL MOUNTED BATHROOM SINK
M32	RR	COUTERTOP	TOUCHLESS FAUCET	SLOAN	SENSOR FAUCET	SF2350-BDM CP FCT PED BATTERY		WWW.KOHLER.COM
M33	RR	FLOOR	TOILET	PER ARCH		WHITE		
		M323	TOUCHLESS FLUSH	SLOAN	G2 SENSOR FLUSHOMETER	G28111		SLOAN.COM
M34	RR	WALL	ADA GRAB BARS	PER ARCHITECT		STAINLESS STEEL		
M35	RR	WALL	10" X 16" CERAMIC TILE	EMSER	COGENT	WHITE		PATTERN: STACK AS SHOWN. GROUT: CUSTOM BUILDING PRODUCTS FUSIONPRO CONTACT: AMANDA HANDLEY AT AMANDA.HANDLEY@EMSER.COM
M36	RR	CABINERY	ADA REMOVABLE PANEL/ WRAPPED IN LAMINATED	PER MILLWORK PROVIDER/ WILSONART	BLACK VELVET	15505		CONTACT CHRISTA PIROZZI AT CHRISTA.PIROZZI@WILSONART.COM
M37	BIKE	WALL						
M38	STUDY ROOM	WALL	12 X 12 TILE	HAUSTILE	CENTERED LINES	HCENTIN12		
M39	STUDY ROOM	WALL	METAL TRANSITION STRIP	SCHLUTER	JOLLY	ALUMINUM MATTE		CONTACT: ELIZABETH CHAMBLEY 770.856.5139
M40	STUDY ROOM	WALL	48" X 96" BEAD PANEL	INTERLAM	ART DIFFUSION	BEAD	CLASS A FIRE RATED TREATMENT REQUIRED FOR 2 HOUR FIRE RATED WALLS	CONTACT: GRANT GIBBS AT GRANT@DSA-ATL.COM
M41	MAIL	WALL	4" X 16" WALL TILE	TILEBAR	KINZIE	CONCAVE WHITE 3D		PATTERN: STACK AS SHOWN GROUT: CUSTOM BUILDING PRODUCTS FUSIONPRO CONTACT EMILY HATCH AT EHATCH@TILEBAR.COM
M42	LOBBY	WALL	CAB DOORS	PER ARCHITECT		STAINLESS STEEL		
M43	STUDY ROOM	COUNTERTOP	PRINTER	PER CLIENT				

DESIGN ENVIRONMENTS
Atlanta | Boston | Chicago | Emeryville | San Francisco
 Hospitality | Institutional | Multi Family | Residential | Senior Living | Student Housing
This Drawing is the property of Design Environments and may not be reproduced or used without their written permission.

LEASING/ AMENITIES @
MARK at TALLAHASSEE PHASE III BLDG. B
TALLAHASSEE, FL
LANDMARK PROPERTIES

REV	DATE	REMARKS
1		
2		
3		
4		
5		
6		
7		
8		
9		
10		

RELEASED FOR CONSTRUCTION
 BEGIN DATE: 05.18.23
 RELEASE DATE: 06.28.23
 DESIGNER: JW
 CAD DESIGNER: TP
 REVIEWED BY: MG,JW,TP

JOB # : 22593-B
 TITLE: FINISH SCHEDULES
 SHEET: FS.4