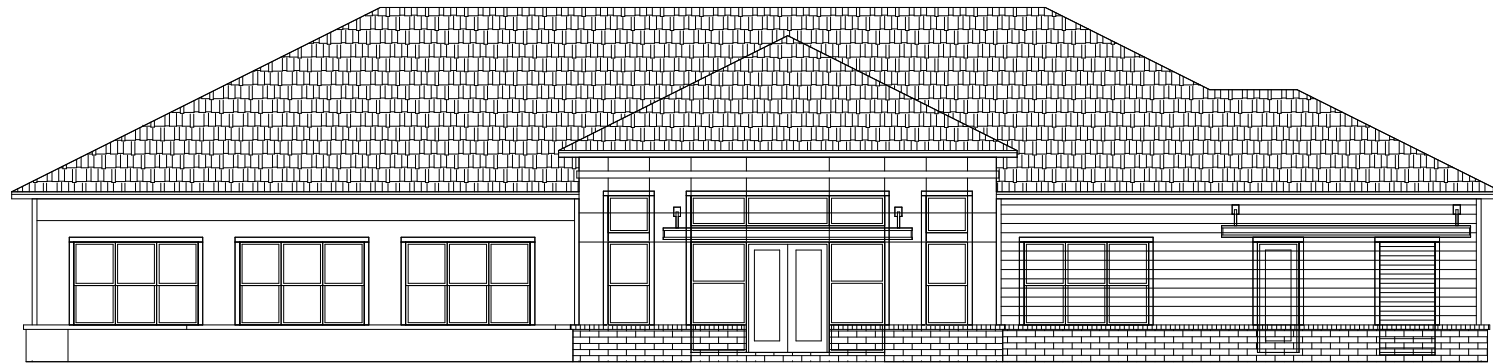


# LEASING/ AMENITIES @ POWDER SPRINGS

POWDER SPRINGS, GA  
NOVARE GROUP HOLDINGS



**Dēi**  
DESIGN ENVIRONMENTS

## CONTACTS

**INTERIOR DESIGNER:** Design Environments  
3025 Chastain Meadows Pkwy, Suite 200  
Marietta, GA 30066  
PHONE 770.429.3200 FAX 770.429.3201  
E-MAIL DEMAIL@DESIGNENVIRONMENTS.COM

**PROJECT DESIGNER:** Jeanne Wilson  
E-MAIL JEANNEWILSON@designenvironments.com

**CAD DESIGNER:** Tammy Perry  
E-MAIL Tperry@designenvironments.com

**OWNER:** NOVARE GROUP HOLDINGS, LLC  
1545 Peachtree Street, Ste 260  
Atlanta, GA 30309  
PHONE 404.281.4071  
FAX  
E-MAIL ddill@novaregroup.com  
CONTACT: Derek Dill

**ARCHITECT:** Humphreys & Partners Architects, L.P.  
5339 Alpha Road, Ste 300  
Dallas, TX 75240  
PHONE 972.701.9636  
FAX  
E-MAIL ria@humphreys.com

**PROJECT ARCHITECT:** Ria Kim

## SHEET INDEX

### GENERAL NOTES

- GN.1 COVER
- GN.2 NOTES AND SYMBOLS

### PLANS

- |  |   |
|--|---|
| ID.100A ARCHITECTURAL AND KEY PLAN "A" | ID.300B ELECTRICAL ADDITIONS PLAN "B"   |
| ID.100B ARCHITECTURAL AND KEY PLAN "B" | ID.300C ELECTRICAL ADDITIONS PLAN "C"   |
| ID.100C ARCHITECTURAL AND KEY PLAN "C" | ID.400A FLOOR COVERING PLAN "A"         |
| ID.200A REFLECTED CEILING PLAN "A"     | ID.400B FLOOR COVERING PLAN "B"         |
| ID.200B REFLECTED CEILING PLAN "B"     | ID.400C FLOOR COVERING PLAN "C"         |
| ID.200C REFLECTED CEILING PLAN "C"     | ID.500A FURNITURE AND FIXTURES PLAN "A" |
| ID.300A ELECTRICAL ADDITIONS PLAN "A"  | ID.500B FURNITURE AND FIXTURES PLAN "B" |
|  | ID.500C FURNITURE AND FIXTURES PLAN "C" |

### ELEVATIONS AND DETAILS

- |  |  |
|--|--|
| ID.600 INTERIOR ELEVATIONS AND DETAILS | ID.611 INTERIOR ELEVATIONS AND DETAILS |
| ID.601 INTERIOR ELEVATIONS AND DETAILS | ID.612 INTERIOR ELEVATIONS AND DETAILS |
| ID.602 INTERIOR ELEVATIONS AND DETAILS | ID.613 INTERIOR ELEVATIONS AND DETAILS |
| ID.603 INTERIOR ELEVATIONS AND DETAILS | ID.614 INTERIOR ELEVATIONS AND DETAILS |
| ID.604 INTERIOR ELEVATIONS AND DETAILS | ID.615 INTERIOR ELEVATIONS AND DETAILS |
| ID.605 INTERIOR ELEVATIONS AND DETAILS | ID.616 INTERIOR ELEVATIONS AND DETAILS |
| ID.606 INTERIOR ELEVATIONS AND DETAILS | ID.617 INTERIOR ELEVATIONS AND DETAILS |
| ID.607 INTERIOR ELEVATIONS AND DETAILS | ID.618 INTERIOR ELEVATIONS AND DETAILS |
| ID.608 INTERIOR ELEVATIONS AND DETAILS | ID.619 INTERIOR ELEVATIONS AND DETAILS |
| ID.609 INTERIOR ELEVATIONS AND DETAILS | ID.620 INTERIOR ELEVATIONS AND DETAILS |
| ID.610 INTERIOR ELEVATIONS AND DETAILS | ID.621 INTERIOR ELEVATIONS AND DETAILS |

### FINISH SCHEDULES

- FS.1 MOULDING PROFILES
- FS.2 FINISH SCHEDULES
- FS.3 FINISH SCHEDULES
- FS.4 FINISH SCHEDULES

## PROJECT #

21354

INTERIOR DESIGN \*SPACE PLANNING \* MARKETING  
3025 CHASTAIN MEADOWS PARKWAY STE. 200  
PH. 770-429-3200 FAX 770-429-3201  
\* E-MAIL: DEMAIL@DESIGNENVIRONMENTS.COM

**Dēi**  
DESIGN ENVIRONMENTS

This Drawing is the property of Design Environments, Inc. and may not be reproduced or used without their written permission.

CLUB/ LEASING @  
POWDER SPRINGS  
POWDER SPRINGS, GA  
NOVARE GROUP HOLDINGS

DR	REV.	DATE	REMARKS

**RELEASED FOR CONSTRUCTION**

BEGIN DATE: 12.13.21  
RELEASE DATE: 03.11.22  
DESIGNER: JW  
CAD DESIGNER: TP  
REVIEWED BY: TP, JW, MG

JOB #: 21354  
TITLE: COVER  
SHEET: GN.1

DR	REV	DATE	REMARKS	HR'S
X	X	00.00.00	XXXXXXXXXXXXXXXXX	X

**RELEASED FOR CONSTRUCTION**

BEGIN DATE: 12.15.21  
 RELEASE DATE: 03.11.22  
 DESIGNER: JW  
 CAD DESIGNER: TP  
 REVIEWED BY: TP, JW, MG

JOB # : 21354  
 NOTES AND SYMBOLS  
 SHEET: **GN.2**

**GENERAL NOTES**

**FINISH NOTES**

**SYMBOL LEGEND**

1. CABINETS AND MILLWORK CONTRACTORS ARE RESPONSIBLE FOR VERIFYING ALL SITE DIMENSIONS REQUIRED FOR PROPER INSTALLATION AND FIT OF THEIR WORK.

2. THE DESIGNER IS NOT RESPONSIBLE FOR THE TECHNIQUES, MEANS, AND METHODS EMPLOYED BY THE CONTRACTOR OR HIS SUBCONTRACTORS FOR THE FABRICATION OR INSTALLATION OF A SPECIFIED ITEM OR MATERIAL.

3. SHOULD ANY SUBSTITUTIONS BE MADE BY THE CONTRACTOR, OWNER, OR ANY OF THEIR AGENTS, IT IS THE RESPONSIBILITY OF THE PARTY SUBMITTING THE SUBSTITUTION REQUEST TO RESEARCH AND QUALIFY THAT PERFORMANCE AND CONSTRUCTION SPECIFICATIONS MEET THOSE OF THE ORIGINALLY SPECIFIED ITEM OR MATERIAL PRIOR TO FIELD IMPLEMENTATION.

4. CONTRACTOR SHALL VERIFY ALL EXISTING CONDITIONS AND REPORT ANY CONDITIONS THAT ARE IN CONFLICT WITH THE DRAWINGS AND SPECIFICATIONS TO THE DESIGNER IMMEDIATELY. DO NOT PROCEED WITH CONSTRUCTION UNTIL ALL DISCREPANCIES ARE RESOLVED.

5. ALL CONSTRUCTION SHALL CONFORM TO THE REQUIREMENTS OF ALL GOVERNING FEDERAL, STATE, AND LOCAL BUILDING CODES.

6. DIMENSIONS INDICATED ON THE PARTITION PLAN ARE TO THE FINISHED FACE OF THE PARTITION, UNLESS NOTED OTHERWISE ON THE PLAN. WHERE CLEAR DIMENSIONS ARE NOTED, THEY ARE CRITICAL FOR CLEARANCE OF FURNITURE OR EQUIPMENT AND MUST BE MAINTAINED.

7. CABINETS AND MILLWORK CONTRACTORS ARE RESPONSIBLE FOR SUBMITTING WORKING DRAWINGS OF THE DESIGNS TO THE OWNER FOR APPROVAL.

8. SUPERINTENDENT IS RESPONSIBLE FOR HAVING ALL APPLICABLE MATERIALS APPROVED THROUGH COUNTY INSPECTORS PRIOR TO PURCHASE.

9. SHOULD ANY QUESTIONS ARISE AT ANY TIME DURING THE PRICING, FABRICATION OR INSTALLATION OF ANY OF THE DESIGNS INCLUDED HEREIN PLEASE CONTACT THE DESIGNER FOR CLARIFICATION.

10. ANY DESIGN CHANGES REQUESTED BY THE CONTRACTOR OR THE OWNER SHALL BE CONSIDERED BY THE DESIGNER AS THEY RELATE TO THE AESTHETICS OF THE DESIGN CONCEPT. NOTIFY DESIGN ENVIRONMENTS INC. OF SUCH CHANGES FOR CONSIDERATION.

1. ALL INTERIOR FINISH SPECIFICATIONS AS REQUIRED OF THE INTERIOR DESIGNER ARE INCLUDED HEREIN. SHOULD ANY QUESTIONS ARISE REGARDING THE FINISH DRAWINGS OR SPECIFICATIONS WHICH REQUIRE CLARIFICATION, THE DESIGNER IS TO BE CONSULTED BEFORE PROCEEDING. THE DESIGNER IS NOT RESPONSIBLE FOR DISCREPANCIES THAT ARISE DUE TO CHANGES BY THE BASE BUILDING ARCHITECT, CONTRACTORS, CONSULTANTS, TENANTS, LANDLORDS, OR OWNERS AFTER THIS DATE.

2. ALL FINISHES AND MATERIALS SHALL BE AS INDICATED IN THE FINISH SCHEDULES. NO SUBSTITUTIONS WILL BE ACCEPTED WITHOUT PRIOR APPROVAL OF THE DESIGNER.

3. FOR CLARIFICATION OF FINISHES WHERE CASEWORK BUILT-INS, OR SPECIAL TREATMENTS OCCUR, REFER TO THE ELEVATIONS AND/OR DETAILS.

4. ALL MISCELLANEOUS GRILLES, DIFFUSER PLATES, ACCESS PANELS, LIGHT FIXTURE TRIM, ETC. OCCURRING ON WALLS AND/OR CEILING ARE TO BE FINISHED TO MATCH THE WALL OR CEILING ON WHICH THEY OCCUR.

5. ALL SURFACES WHICH ARE TO RECEIVE A FINISH APPLICATION SHALL BE COMPLETELY SMOOTH. IF SURFACES ARE NOT ACCEPTABLE TO RECEIVE FINISHES, NOTIFY GENERAL CONTRACTOR AND HAVE SURFACES CORRECTED BEFORE BEGINNING FINISH APPLICATION.

6. ALL FINISH APPLICATIONS TO BE FREE OF ALL IMPERFECTIONS.

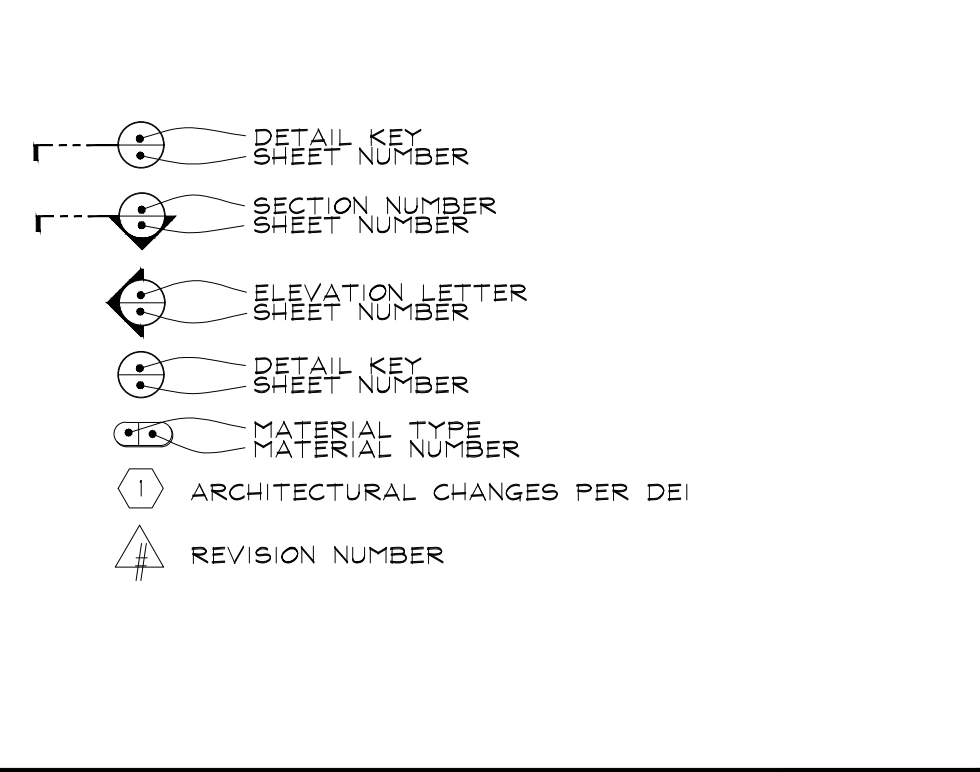
7. UNLESS OTHERWISE STATED IN THE SPECIFICATIONS, ALL PAINTED SURFACES ARE TO RECEIVE ONE PRIME AND A MINIMUM OF TWO FINISH COATS. PRIME ALL SURFACES ACCORDING TO MANUFACTURER'S SPECIFICATIONS PRIOR TO APPLICATION OF PAINT. THE NUMBER OF COATS SPECIFIED IS THE MINIMUM NUMBER REQUIRED. APPLY ADDITIONAL COATS WHEN UNDERCOATS, STAINS, OR OTHER CONDITIONS SHOW THROUGH FINAL COAT OF PAINT UNTIL PAINT FILM IS OF UNIFORM FINISH, COLOR, AND APPEARANCE.

8. ALL CASEWORK TO BE PAINTED SHALL BE SANDED SMOOTH, CLEANED, AND DEFECTS CORRECTED PRIOR TO PAINTING. WOOD SHALL BE PRIMED AS RECOMMENDED BY THE PAINT MANUFACTURER AND PAINTED WITH TWO COATS OF PAINT OF THE TYPE, COLOR, AND FINISH INDICATED.

9. CONTRACTOR SHALL PREPARE A SAMPLE OF EACH STAINED FINISH ON THE APPROPRIATE MATERIAL AND SUBMIT THAT SAMPLE TO THE DESIGNER FOR APPROVAL PRIOR TO PROCEEDING WITH THE STAINING AND FINISHING OF ANY ITEM. COLOR, FINISH, AND MATERIAL OF COMPLETED WORK SHALL MATCH THAT OF THE APPROVED SAMPLE.

10. ALL EXPOSED EDGES OF PLYWOOD USED IN SHELVING, ETC. IS TO BE EDGE BANDED.

11. STAIN GRADE OR PAINT GRADE TRIM IS SPECIFIED HEREIN. ALL WOOD THAT IS TO BE STAINED MUST BE OF THE SAME SPECIES OF WOOD AS IS SPECIFIED.



**ABBREVIATIONS**

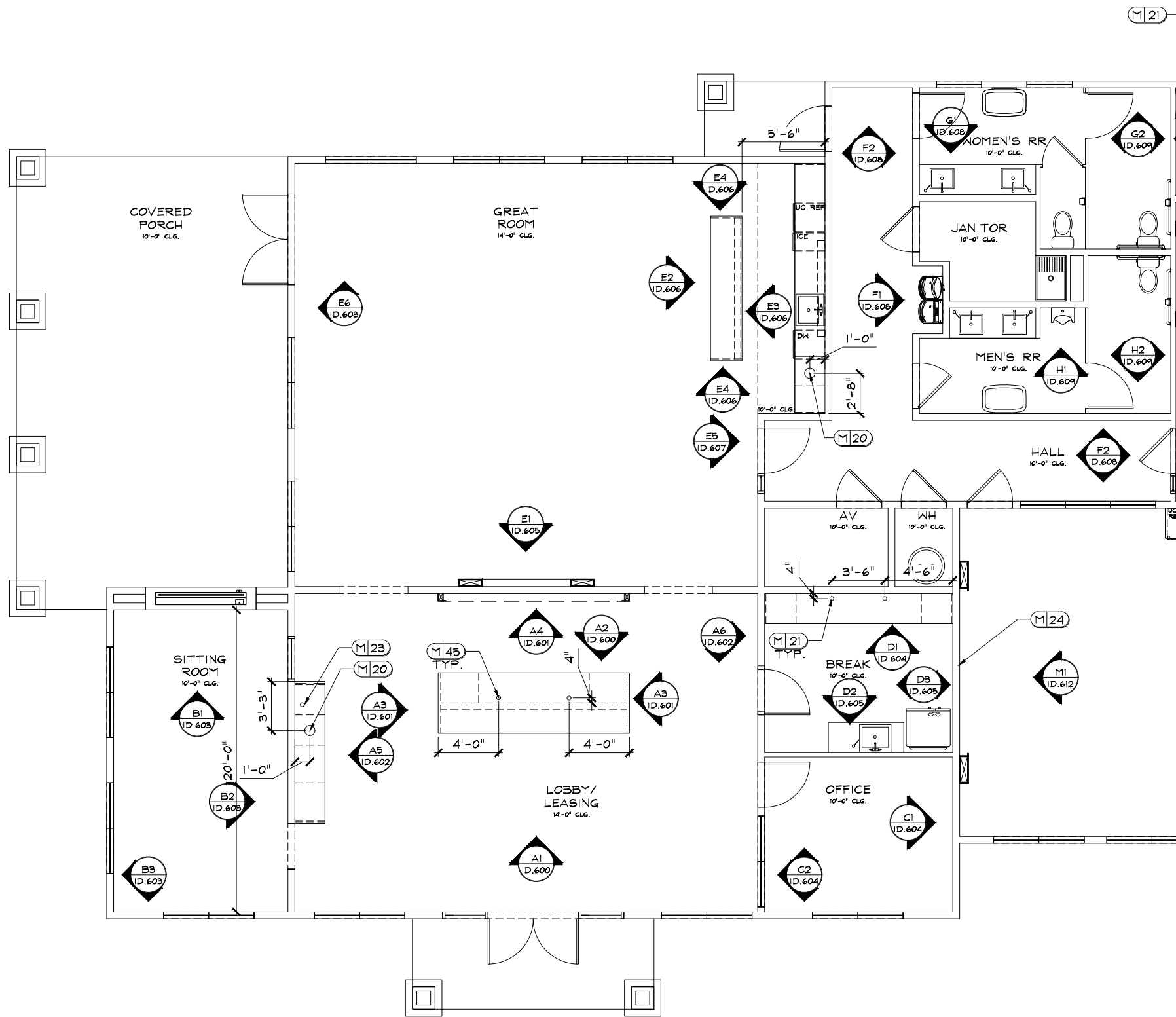
**REVISIONS**

		DR	REV	DATE	REMARKS	HR'S
CT	- COUNTERTOP	X	X	00.00.00	XXXXXXXXXXXXXXXXX	X
F	- FLOORING					
L	- LIGHTING					
M	- MISCELLANEOUS					
P	- PAINT					
S	- STAIN					
T	- MOULDING PROFILE					
W	- WALLCOVERING					
VIF	- VERIFY IN FIELD					
AFF	- ABOVE FINISH FLOOR					
ARCH	- ARCHITECT					
CLG	- CEILING					
CL	- CENTERLINE					
R	- RADIUS					
EQ	- EQUAL					
MIN	- MINIMUM					
MAX	- MAXIMUM					
TYP	- TYPICAL					
TBD	- TO BE DETERMINED					

P:\2021-PROJ\21-MISC\21354-DCVIR.dwg Mar 10, 2022 - 6:56am

P:\...2021-PROJ\21-MISC\21354\PLANS\21354-PLAN-00-A&B.dwg Mar 10, 2022 - 6:58am

1 ARCHITECTURAL AND KEY PLAN "A"  
 ID.100A SCALE : 1/4" = 1'-0"



JOB # : 21354  
 TITLE: ARCHITECTURAL AND KEY PLAN "A"  
 SHEET: ID.100A

RELEASED FOR CONSTRUCTION  
 BEGIN DATE: 12.13.21  
 RELEASE DATE: 03.11.22  
 DESIGNER: JW  
 CAD DESIGNER: TP  
 REVIEWED BY: TP, JW, MG

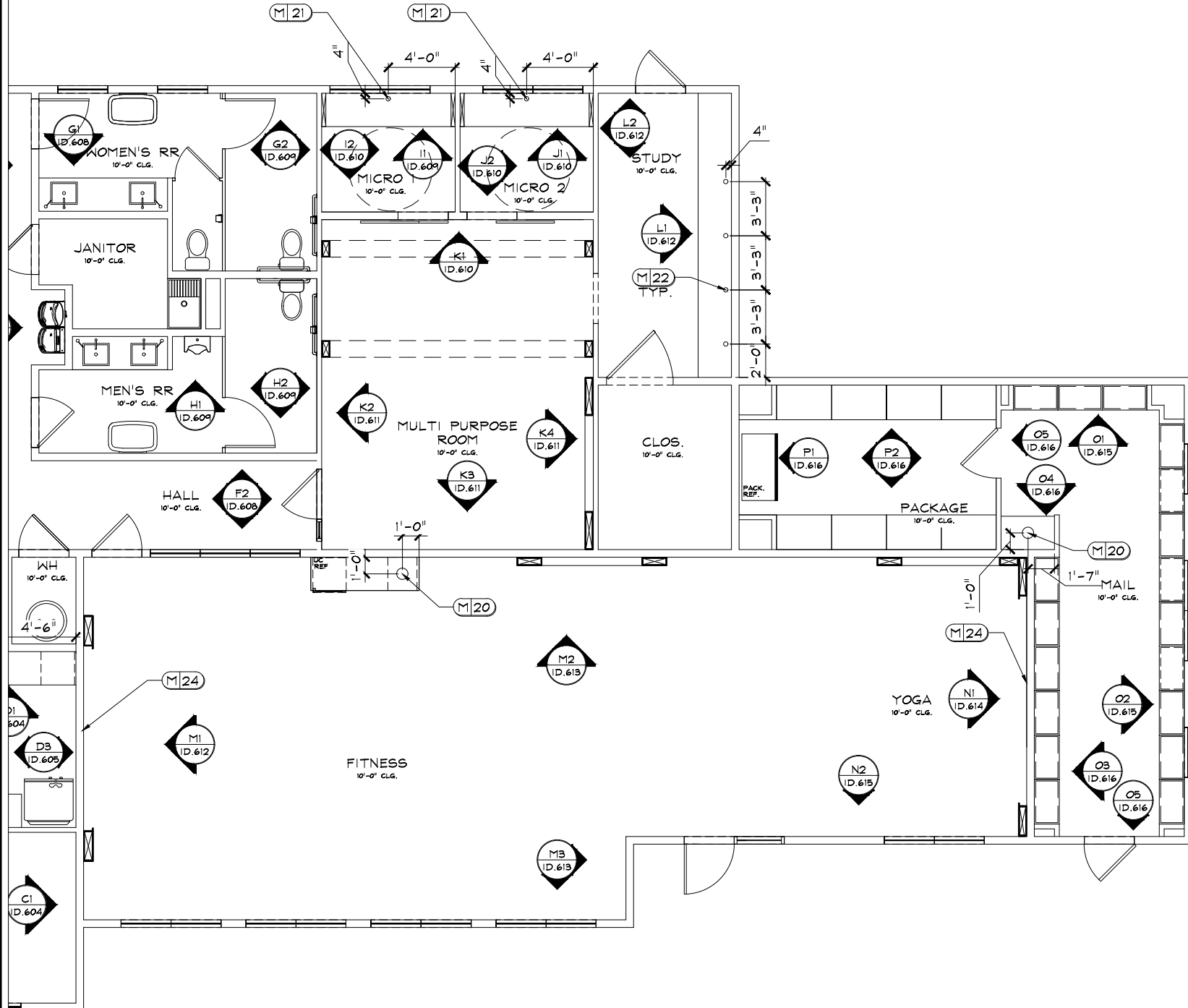
DR	REV.	DATE	REMARKS

CLUB/ LEASING @  
 POWDER SPRINGS  
 POWDER SPRINGS, GA  
 NOVARE GROUP HOLDINGS

**DEi** DESIGN ENVIRONMENTS

INTERIOR DESIGN \* SPACE PLANNING \* MARKETING  
 3025 CHASTAIN MEADOWS PARKWAY, STE. 300  
 PHONE: 770-429-3000 FAX: 770-429-3001  
 \* EMAIL: DMAL@DESIGNENVIRONMENTS.COM \*

This Drawing is the property of Design Environments, Inc. and may not be reproduced or used without their written permission.



- ARCHITECTURAL CHANGES LEGEND:
- ① REDUCE EXTERIOR WALL 1'-10" TO FLUSH WITH DOUBLE SIDED FIRE PLACE.
  - ② RELOCATE DOOR 1'-3"

1 ARCHITECTURAL AND KEY PLAN "B"  
 ID.100B SCALE : 1/4" = 1'-0"

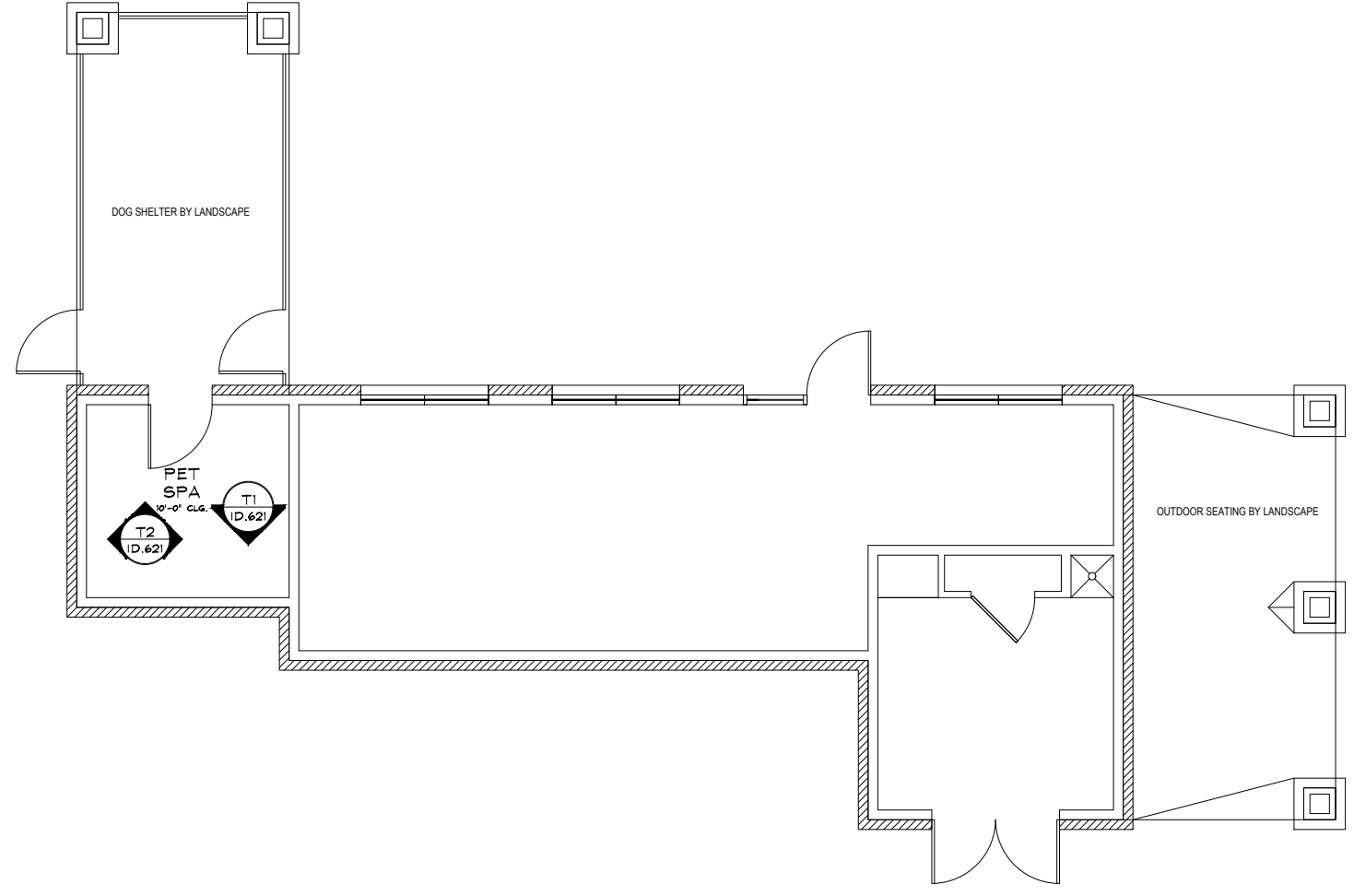
JOB # : 21354  
 TITLE: ARCHITECTURAL AND KEY PLAN "B"  
 SHEET: ID.100B

RELEASED FOR CONSTRUCTION  
 BEGIN DATE: 12.13.21  
 RELEASE DATE: 03.11.22  
 DESIGNER: JW  
 CAD DESIGNER: TP  
 REVIEWED BY: TP, JW, MG

DR	REV.	DATE	REMARKS

CLUB/ LEASING @  
 POWDER SPRINGS  
 POWDER SPRINGS, GA  
 NOVARE GROUP HOLDINGS





1 ARCHITECTURAL AND KEY PLAN "C"  
 ID.100C SCALE : 1/4" = 1'-0"

JOB # : 21354  
 TITLE: ARCHITECTURAL AND KEY PLAN "C"  
 SHEET: ID.100C

RELEASED FOR CONSTRUCTION  
 BEGIN DATE: 12.13.21  
 RELEASE DATE: 03.11.22  
 DESIGNER: JW  
 CAD DESIGNER: TP  
 REVIEWED BY: TP, JW, MG

DR	REV.	DATE	REMARKS	HRS
				X

CLUB/ LEASING @  
 POWDER SPRINGS  
 POWDER SPRINGS, GA  
 NOVARE GROUP HOLDINGS








**DEi**  
 DESIGN ENVIRONMENTS

INTERIOR DESIGN \* SPACE PLANNING \* MARKETING  
 3025 CHASTAIN MEADOWS PARKWAY, STE. 200  
 PHONE: 770-429-3000 FAX: 770-429-3011  
 \* EMAIL: DMAL@DESIGNENVIRONMENTS.COM \*

This Drawing is the property of Design Environments Inc. and may not be reproduced or used without their written permission.

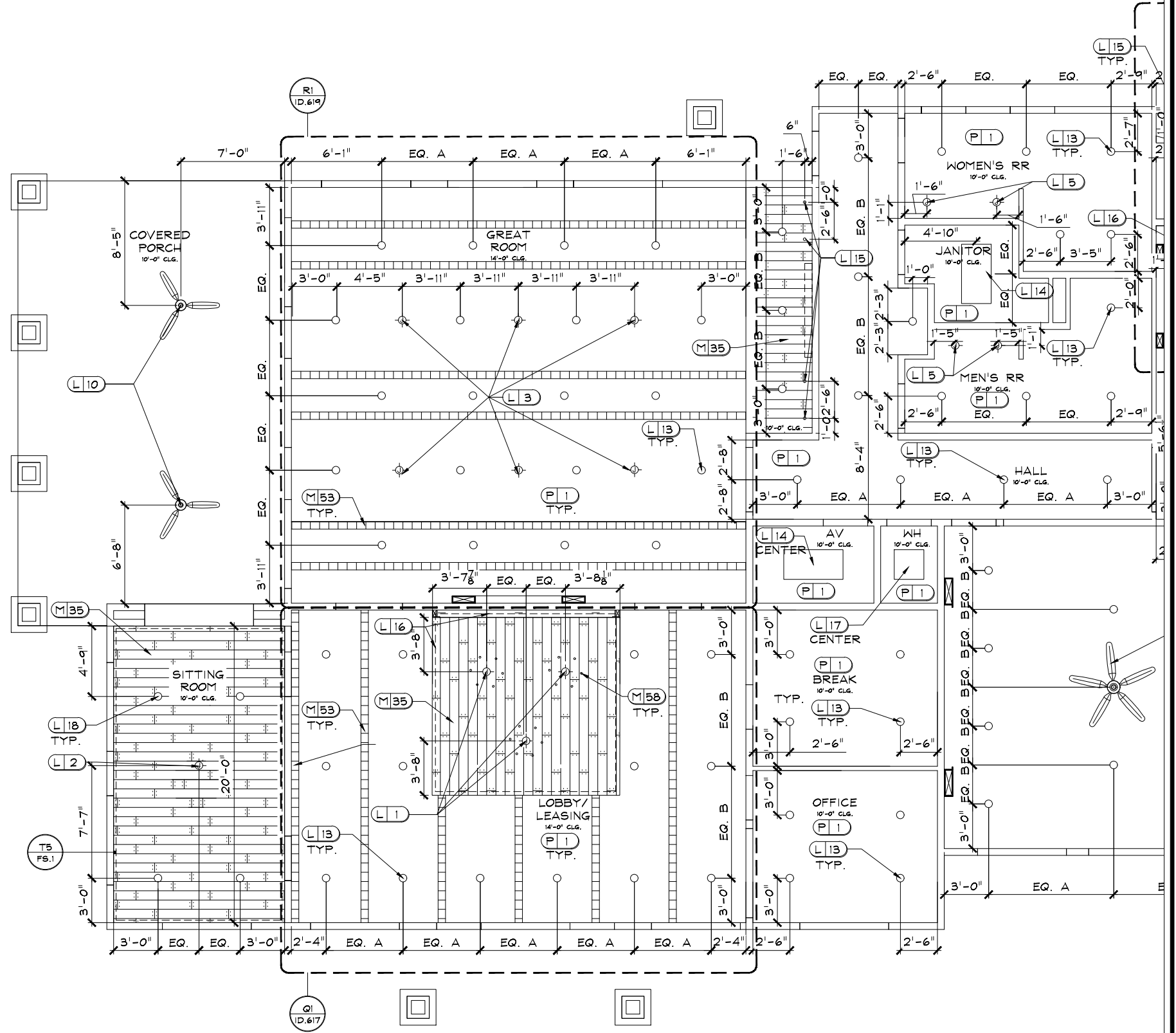
P:\...2021-PROJ\21--MISC\21354\PLANS\21354-PLAN-00-A&B.dwg Mar 10, 2022 - 6:58am

**REFLECTED CEILING KEY:**

-  JUNCTION BOX
-  RECESSED CAN
-  LED ROPE LIGHT
-  CEILING FAN
-  CEILING FAN
-  2'-0"X4'-0" FLUORESCENT LIGHT
-  2'-0"X2'-0" FLUORESCENT LIGHT

**ELECTRICAL NOTES:**  
 ELECTRICAL OUTLET, JUNCTION BOX, AND LIGHTING MUST BE REFERRED TO AND CONFIRMED WITH ELECTRICAL ENGINEER'S DRAWINGS AS WELL AS STATE REQUIREMENTS. LOCATIONS AS SHOWN ARE DESIRABLE IN ACCORDANCE WITH DESIGN. REFER TO ELECTRICAL ENGINEER'S DRAWING FOR ELECTRICAL INFORMATION. ELECTRICAL PROVIDERS TO SEND ALL DEVICES TO DESIGNER FOR FINISH APPROVAL PRIOR TO PURCHASING.

**REFLECTED CEILING NOTE:**  
 LIGHTING LOCATIONS PER ARCH UNLESS OTHERWISE NOTED



1 REFLECTED CEILING PLAN "A"  
 SCALE : 1/4" = 1'-0"

**DEi**  
 DESIGN ENVIRONMENTS

INTERIOR DESIGN "SPACE PLANNING" MARKETING  
 3025 CHASTAIN MEADOWS PARKWAY, STE. 200  
 PHONE: 770-499-3200 FAX: 770-499-3201  
 \*EMAIL: EMAIL@DESIGNENVIRONMENTS.COM

This Drawing is the property of Design Environments Inc. and may not be reproduced or used without their written permission.

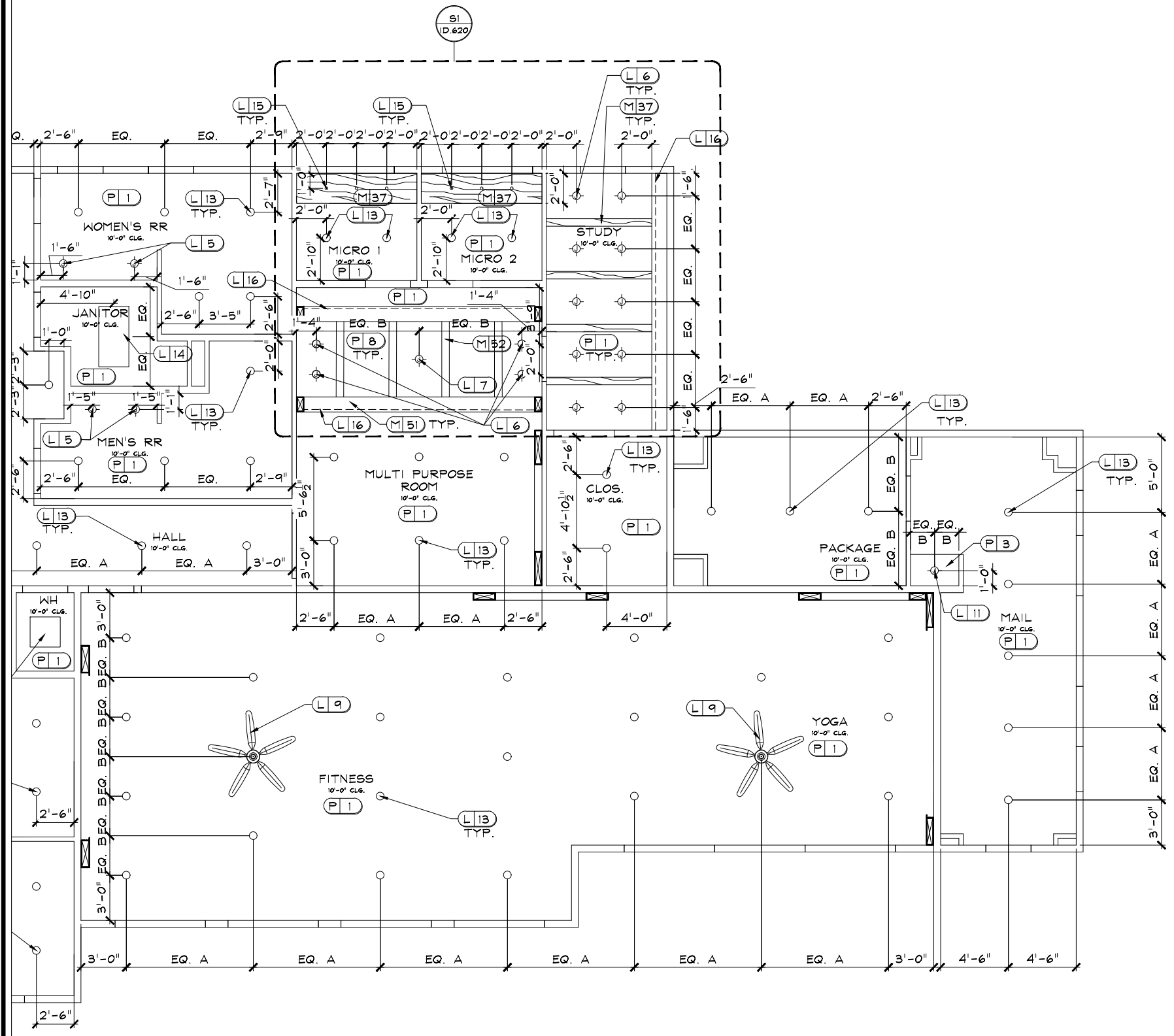
**CLUB/ LEASING @  
 POWDER SPRINGS, GA  
 NOVARE GROUP HOLDINGS**

DR. REV.	DATE	REMARKS

**RELEASED FOR CONSTRUCTION**  
 BEGIN DATE: 12.13.21  
 RELEASE DATE: 03.11.22  
 DESIGNER: JW  
 CAD DESIGNER: TP  
 REVIEWED BY: TP, JW, MG

JOB #: 21354  
 TITLE: REFLECTED CEILING PLAN "A"  
 SHEET: ID.200A

P:\2021-PROJ\21-MISC\21354\PLANS\21354-PLAN-00-A&B.dwg Mar 10, 2022 - 6:58am



**REFLECTED CEILING KEY:**

- JUNCTION BOX
- RECESSED CAN
- 2" LED RECESSED LIGHT
- LED ROPE LIGHT
- CEILING FAN
- 2'-0"X4'-0" FLUORESCENT LIGHT

1 REFLECTED CEILING PLAN "B"  
 ID.200B SCALE : 1/4" = 1'-0"

INTERIOR DESIGN "SPACE PLANNING" MARKETING  
 3025 CHASTAIN HEAVENS PARKWAY, SUITE 300  
 PHONE: 770-429-3000 FAX: 770-429-3011  
 \*EMAIL: DEMAILDESIGNENVIRONMENTS.COM\*

**DEi**  
 DESIGN ENVIRONMENTS

This Drawing is the property of Design Environments Inc. and may not be reproduced or used without their written permission.

**CLUB/ LEASING @  
 POWDER SPRINGS  
 POWDER SPRINGS, GA  
 NOVARE GROUP HOLDINGS**

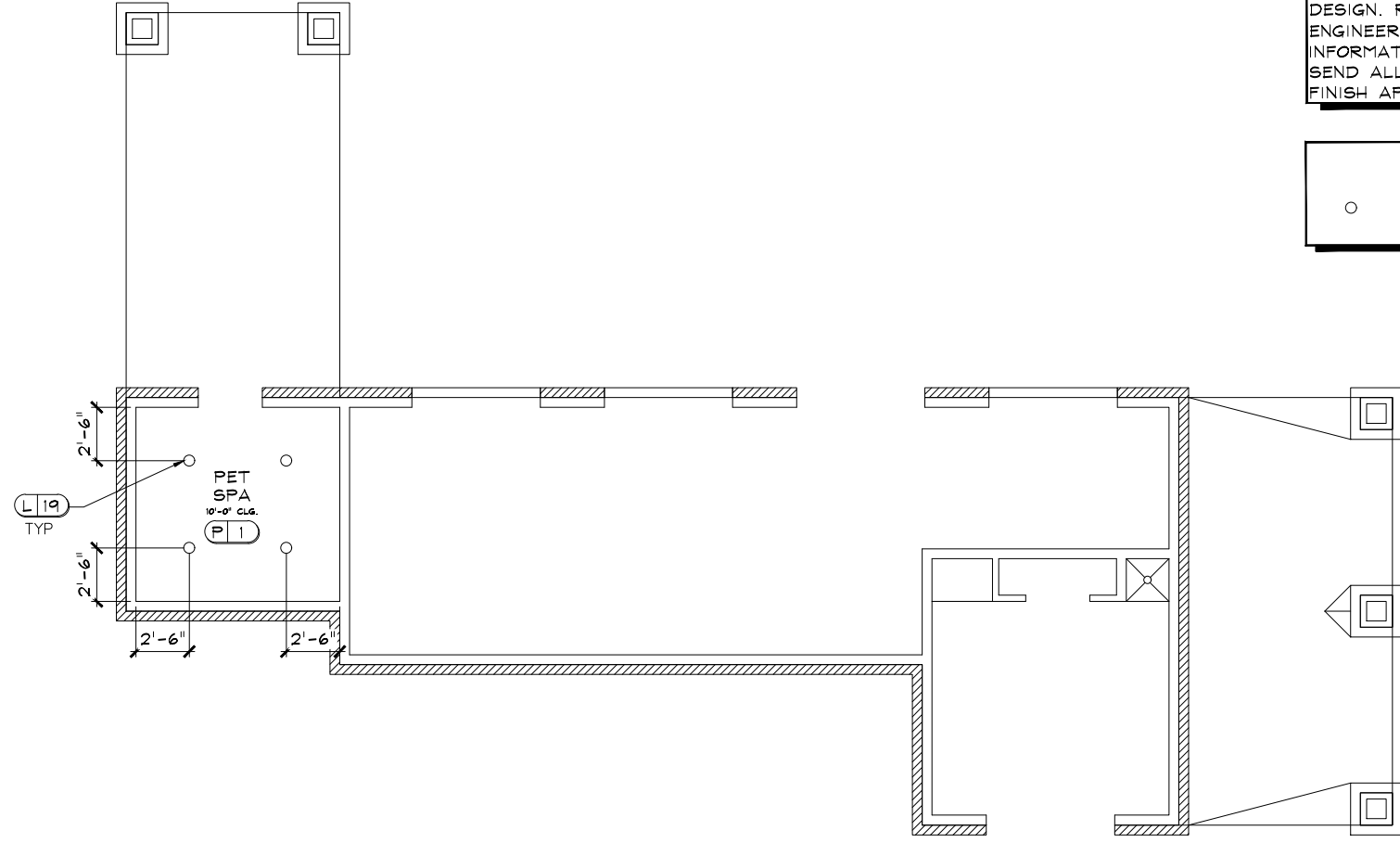
**REVISIONS**

DR	REV.	DATE	REMARKS

**RELEASED FOR CONSTRUCTION**

BEGIN DATE: 12.13.21  
 RELEASE DATE: 03.11.22  
 DESIGNER: JW  
 CAD DESIGNER: TP  
 REVIEWED BY: TP, JW, MG

JOB #: 21354  
 TITLE: REFLECTED CEILING PLAN "B"  
 SHEET: ID.200B



**REFLECTED CEILING NOTE:**  
 LIGHTING LOCATIONS PER ARCH UNLESS OTHERWISE NOTED

**ELECTRICAL NOTES:**  
 ELECTRICAL OUTLET, JUNCTION BOX, AND LIGHTING MUST BE REFERRED TO AND CONFIRMED WITH ELECTRICAL ENGINEER'S DRAWINGS AS WELL AS STATE REQUIREMENTS. LOCATIONS AS SHOWN ARE DESIRABLE IN ACCORDANCE WITH DESIGN. REFER TO ELECTRICAL ENGINEER'S DRAWING FOR ELECTRICAL INFORMATION. ELECTRICAL PROVIDERS TO SEND ALL DEVICES TO DESIGNER FOR FINISH APPROVAL PRIOR TO PURCHASING.

**REFLECTED CEILING KEY:**  
 ○ RECESSED CAN

1 REFLECTED CEILING PLAN "C"  
 ID.200C SCALE : 1/4" = 1'-0"

JOB # : 21354  
 TITLE: REFLECTED CEILING PLAN "C"  
 SHEET: ID.200C

**RELEASED FOR CONSTRUCTION**  
 BEGIN DATE: 12.13.21  
 RELEASE DATE: 03.11.22  
 DESIGNER: JW  
 CAD DESIGNER: TP  
 REVIEWED BY: TP, JW, MG

DR	REV.	DATE	REMARKS	HRS
				X

**CLUB/ LEASING @**  
**POWDER SPRINGS**  
**POWDER SPRINGS, GA**  
**NOVARE GROUP HOLDINGS**

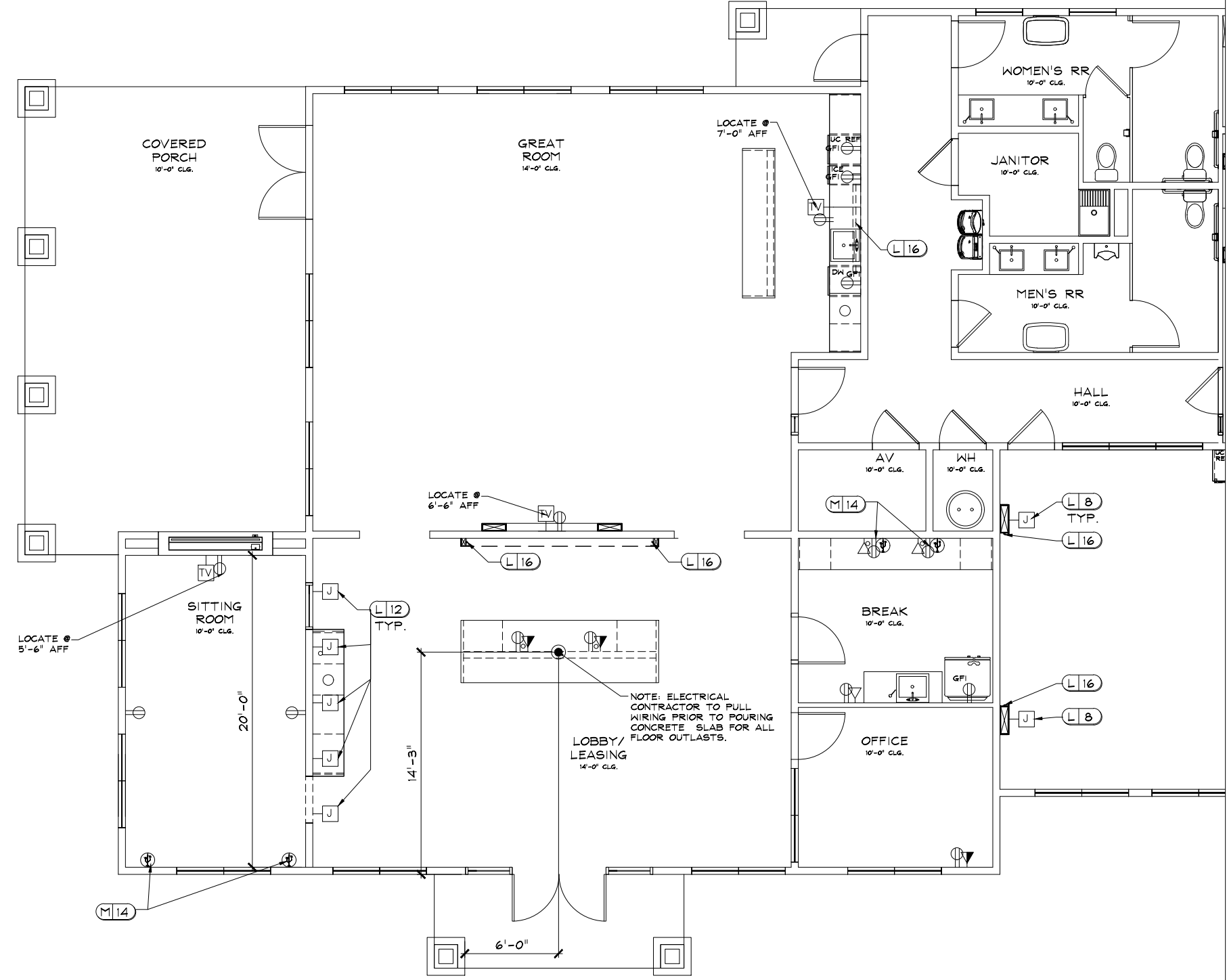
**DEi** DESIGN ENVIRONMENTS  
 INTERIOR DESIGN \* SPACE PLANNING \* MARKETING  
 3025 CHASTAIN HEAVENS PARKWAY, STE. 200  
 PHONE: 770-429-3000 FAX: 770-429-3011  
 \* EMAIL: DMAL@DESIGNENVIRONMENTS.COM \*  
 This Drawing is the property of Design Environments Inc. and may not be reproduced or used without their written permission.



P:\2021-PROJ\21-MISC\21354\PLANS\21354-PLAN-00-A&B.dwg Mar 10, 2022 - 6:58am

**ELECTRICAL NOTES:**  
 ELECTRICAL OUTLET, JUNCTION BOX, AND LIGHTING MUST BE REFERRED TO AND CONFIRMED WITH ELECTRICAL ENGINEER'S DRAWINGS AS WELL AS STATE REQUIREMENTS. LOCATIONS AS SHOWN ARE DESIRABLE IN ACCORDANCE WITH DESIGN. REFER TO ELECTRICAL ENGINEER'S DRAWING FOR ELECTRICAL INFORMATION. ELECTRICAL PROVIDERS TO SEND ALL DEVICES TO DESIGNER FOR FINISH APPROVAL PRIOR TO PURCHASING.

- ELECTRICAL LEGEND:**
- ▶ PHONE / DATA
  - ▽ DATA
  - ⊕ DUPLEX OUTLET
  - ⊕ GFI GROUND FAULT INTERRUPT OUTLET
  - TV CABLE OUTLET
  - POWER SOURCE LOCATION
  - J JUNCTION BOX FOR WALL SCONCE
  - ROPE LIGHTING
  - Ⓜ USB PORT
  - Ⓜ FLOOR ELECTRICAL OUTLET



1  
 ID.300A **ELECTRICAL ADDITIONS PLAN "A"**  
 SCALE : 1/4" = 1'-0"

**DEi**  
 DESIGN ENVIRONMENTS

INTERIOR DESIGN \* SPACE PLANNING \* MARKETING  
 3025 CHASTAIN MEADOWS PARKWAY, STE. 200  
 PHONE: 770-429-3200 FAX: 770-429-3201  
 \* EMAIL: DMAL@DESIGNENVIRONMENTS.COM \*

This Drawing is the property of Design Environments, Inc. and may not be reproduced or used without their written permission.

**CLUB/ LEASING @  
 POWDER SPRINGS  
 POWDER SPRINGS, GA  
 NOVARE GROUP HOLDINGS**

**REVISIONS**

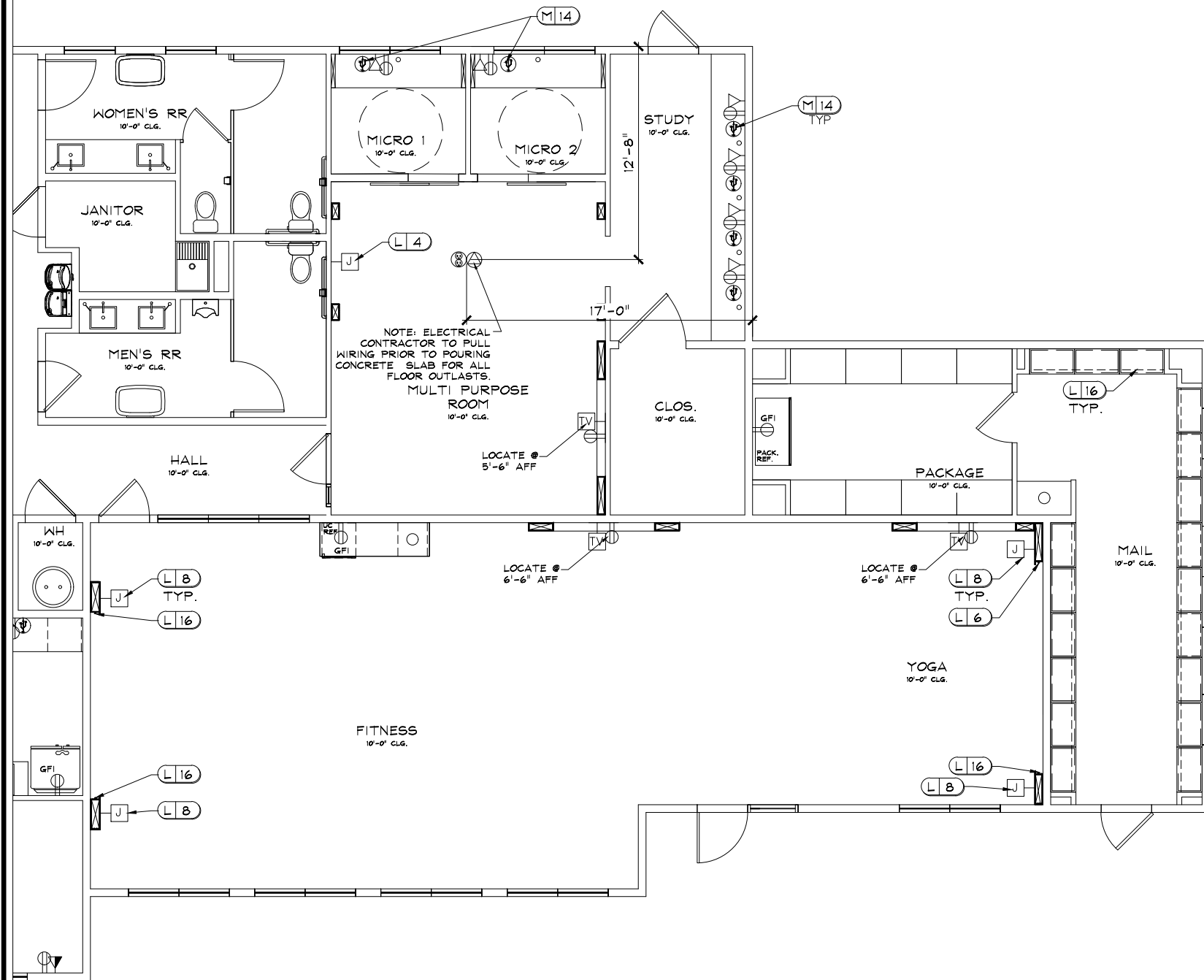
DR	REV.	DATE	REMARKS

**RELEASED FOR CONSTRUCTION**

BEGIN DATE: 12.13.21  
 RELEASE DATE: 03.11.22  
 DESIGNER: JW  
 CAD DESIGNER: TP  
 REVIEWED BY: TP, JW, MG

JOB #: 21354  
 TITLE: ELECTRICAL ADDITIONS PLAN "A"  
 SHEET: **ID.300A**

P:\...\_2021-PROJ\21-MISC\21354\PLANS\21354-PLAN-00-A&B.dwg Mar 10, 2022 - 6:58am



NOTE: ELECTRICAL CONTRACTOR TO PULL WIRING PRIOR TO POURING CONCRETE SLAB FOR ALL FLOOR OUTLASTS.  
MULTI PURPOSE ROOM  
10'-0" CLG.

ELECTRICAL LEGEND:	
	DATA
	DUPLEX OUTLET
	GROUND FAULT INTERRUPT OUTLET
	CABLE OUTLET
	JUNCTION BOX FOR WALL SCENCE
	ROPE LIGHTING
	USB PORT
	FLOOR ELECTRICAL OUTLET
	FLOOR DATA OUTLET

1 ELECTRICAL ADDITIONS PLAN "B"  
ID.300B SCALE : 1/4" = 1'-0"

CLUB/ LEASING @  
POWDER SPRINGS  
POWDER SPRINGS, GA  
NOVARE GROUP HOLDINGS

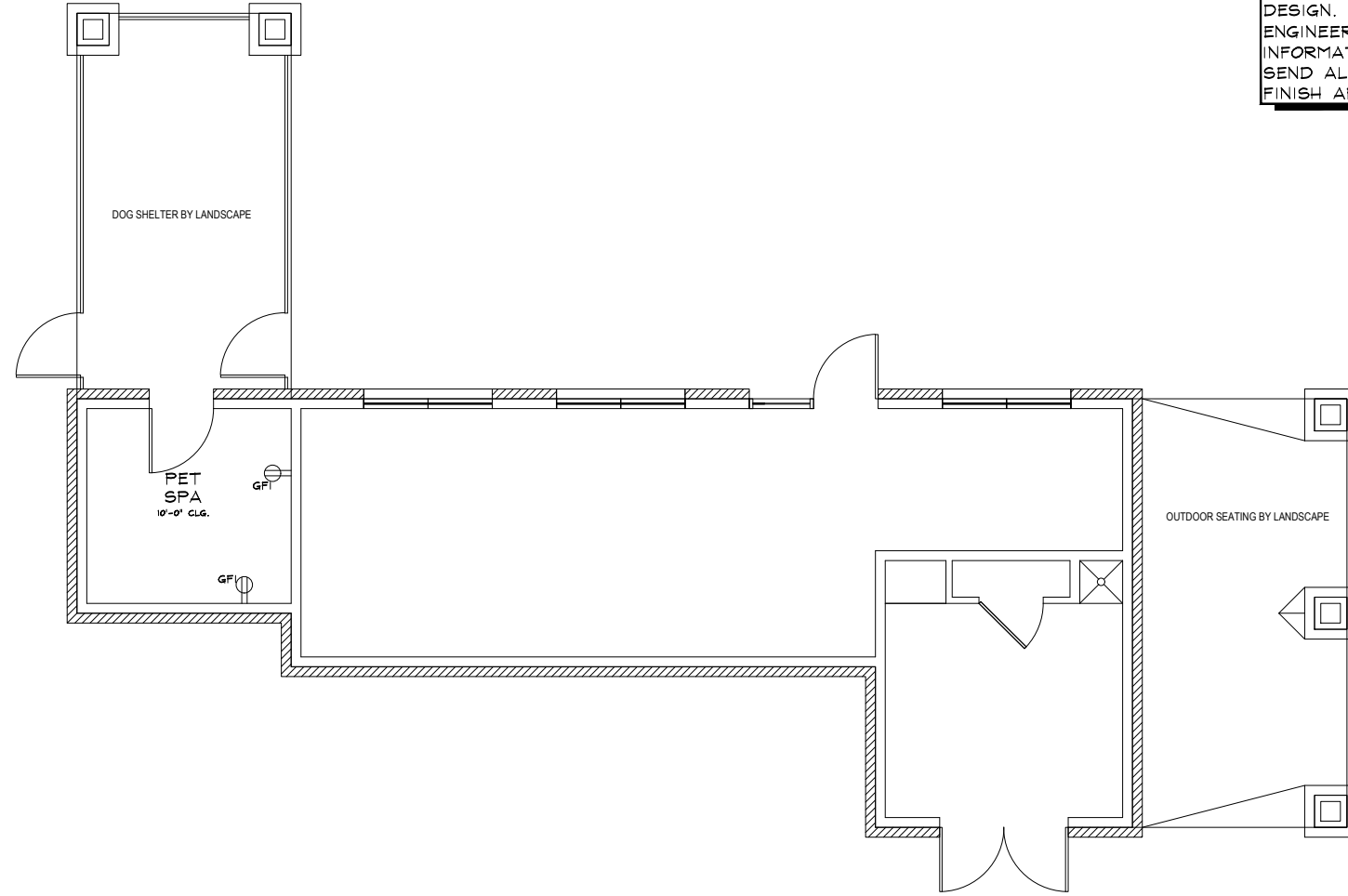
DR	REV.	DATE	REMARKS	HRS	
				X	

**RELEASED FOR CONSTRUCTION**

BEGIN DATE: 12.13.21  
RELEASE DATE: 03.11.22  
DESIGNER: JW  
CAD DESIGNER: TP  
REVIEWED BY: TP, JW, MG

JOB # : 21354  
TITLE: ELECTRICAL ADDITIONS PLAN "B"  
SHEET: ID.300B

P:\...\_2021-PROJ\21-MISC\21354\PLANS\21354-PLAN-00-A&B.dwg Mar 10, 2022 - 6:59am



**ELECTRICAL LEGEND:**  
 GFI Ⓢ GROUND FAULT INTERRUPT OUTLET

**ELECTRICAL NOTES:**  
 ELECTRICAL OUTLET, JUNCTION BOX, AND LIGHTING MUST BE REFERRED TO AND CONFIRMED WITH ELECTRICAL ENGINEER'S DRAWINGS AS WELL AS STATE REQUIREMENTS. LOCATIONS AS SHOWN ARE DESIRABLE IN ACCORDANCE WITH DESIGN. REFER TO ELECTRICAL ENGINEER'S DRAWING FOR ELECTRICAL INFORMATION. ELECTRICAL PROVIDERS TO SEND ALL DEVICES TO DESIGNER FOR FINISH APPROVAL PRIOR TO PURCHASING.

1  
 ID.300C **ELECTRICAL ADDITIONS PLAN "C"**  
 SCALE : 1/4" = 1'-0"

JOB # : 21354  
 TITLE: ELECTRICAL ADDITIONS PLAN "C"  
 SHEET: **ID.300C**

**RELEASED FOR CONSTRUCTION**  
 BEGIN DATE: 12.13.21  
 RELEASE DATE: 03.11.22  
 DESIGNER: JW  
 CAD DESIGNER: TP  
 REVIEWED BY: TP, JW, MG

DR	REV.	DATE	REMARKS	HRS	X

**CLUB/ LEASING @  
 POWDER SPRINGS  
 POWDER SPRINGS, GA  
 NOVARE GROUP HOLDINGS**

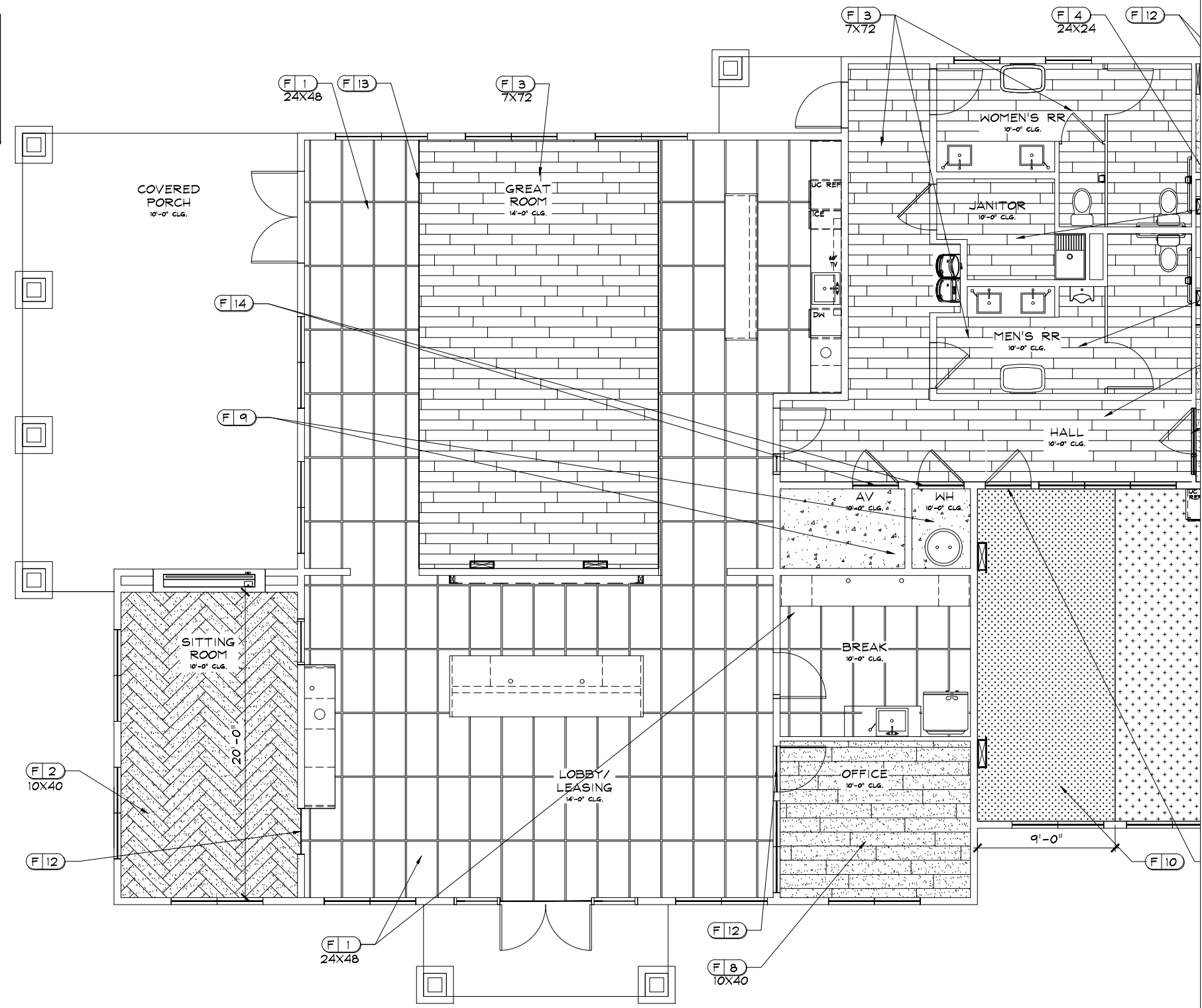
**DEi**  
 DESIGN ENVIRONMENTS

INTERIOR DESIGN \* SPACE PLANNING \* MARKETING  
 3025 CHASTAIN MEADOWS PARKWAY, STE. 200  
 PHONE: 770-429-3200 FAX: 770-429-3201  
 \* EMAIL: EMAIL@DESIGNENVIRONMENTS.COM \*  
 This Drawing is the property of Design Environments Inc. and may not be reproduced or used without their written permission.

P:\...\_2021-PROJ\21-MISC\21354\PLANS\21354-PLAN-00-A&B.dwg Mar 10, 2022 - 6:59am

**FLOORING NOTES:**  
 BEFORE LAYING DOWN CARPET, BUILDER AND/OR INSTALLER ARE TO FOLLOW MANUFACTURER PADDING GUIDELINE. THEY ARE RESPONSIBLE FOR CONTACTING DEALER TO INSURE THE CORRECT PADDING FOR EACH PARTICULAR NEED AND PROPER INSTALLATION.

**NOTE:**  
 CONTRACTOR TO LAY F1 IN GREAT ROOM SO GROUT LINES ARE CENTERED ON ISLAND & ALIGN WITH TILES ON ISLAND FRONT.



1 FLOOR COVERING PLAN "A"  
 ID.400A SCALE : 1/4" = 1'-0"

**DEi** DESIGN ENVIRONMENTS  
 INTERIOR DESIGN \* SPACE PLANNING \* MARKETING  
 3025 CHASTAIN HEAVEN DR. FARMWAY, STE. 200  
 PHONE: 770-499-3000 FAX: 770-499-3001  
 \* EMAIL: EMAIL@DESIGNENVIRONMENTS.COM

This Drawing is the property of Design Environments, Inc. and may not be reproduced or used without their written permission.

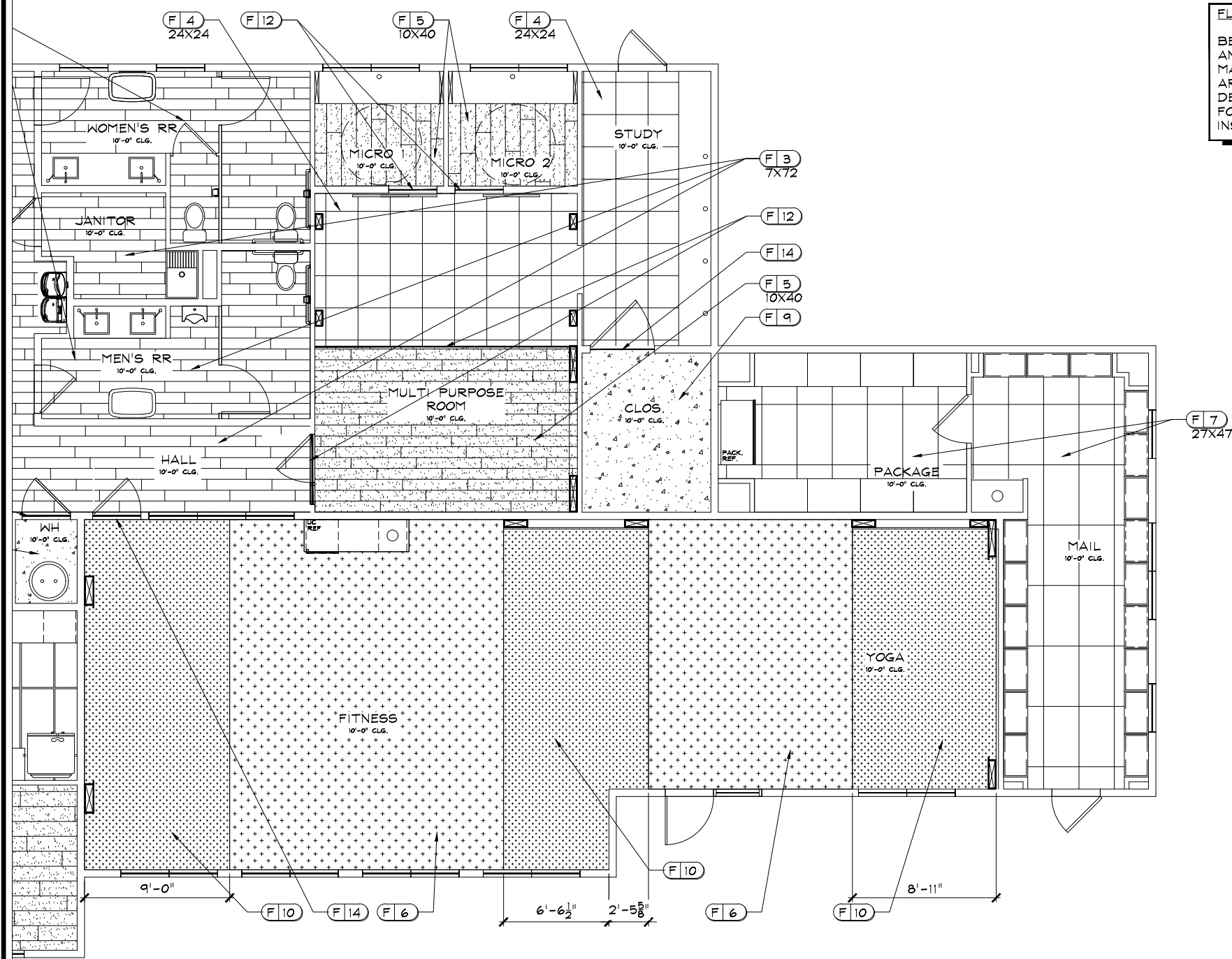
**CLUB/ LEASING @  
 POWDER SPRINGS  
 POWDER SPRINGS, GA  
 NOVARE GROUP HOLDINGS**

DR	REV.	DATE	REMARKS

**RELEASED FOR CONSTRUCTION**  
 BEGIN DATE: 12.13.21  
 RELEASE DATE: 03.11.22  
 DESIGNER: JW  
 CAD DESIGNER: TP  
 REVIEWED BY: TP, JW, MG

JOB #: 21354  
 TITLE: FLOOR COVERING PLAN "A"  
 SHEET: ID.400A

P:\2021-PROJ\21-MISC\21354\PLANS\21354-PLAN-00-A&B.dwg Mar 10, 2022 - 6:59am



**FLOORING NOTES:**  
 BEFORE LAYING DOWN CARPET, BUILDER AND/OR INSTALLER ARE TO FOLLOW MANUFACTURER PADDING GUIDELINE. THEY ARE RESPONSIBLE FOR CONTACTING DEALER TO INSURE THE CORRECT PADDING FOR EACH PARTICULAR NEED AND PROPER INSTALLATION.

1 FLOOR COVERING PLAN "B"  
 ID.400B SCALE : 1/4" = 1'-0"

INTERIOR DESIGN "SPACE PLANNING" MARKETING  
 3025 CHASTAIN MEADOWS PARKWAY, STE. 200  
 PHONE: 770-499-3200 FAX: 770-429-3201  
 \* EMAIL: DMAL@DESIGNENVIRONMENTS.COM \*

**DEi**  
 DESIGN ENVIRONMENTS

This Drawing is the property of Design Environments Inc. and may not be reproduced or used without their written permission.

**CLUB/ LEASING @  
 POWDER SPRINGS  
 POWDER SPRINGS, GA  
 NOVARE GROUP HOLDINGS**

DR	REV.	DATE	REMARKS

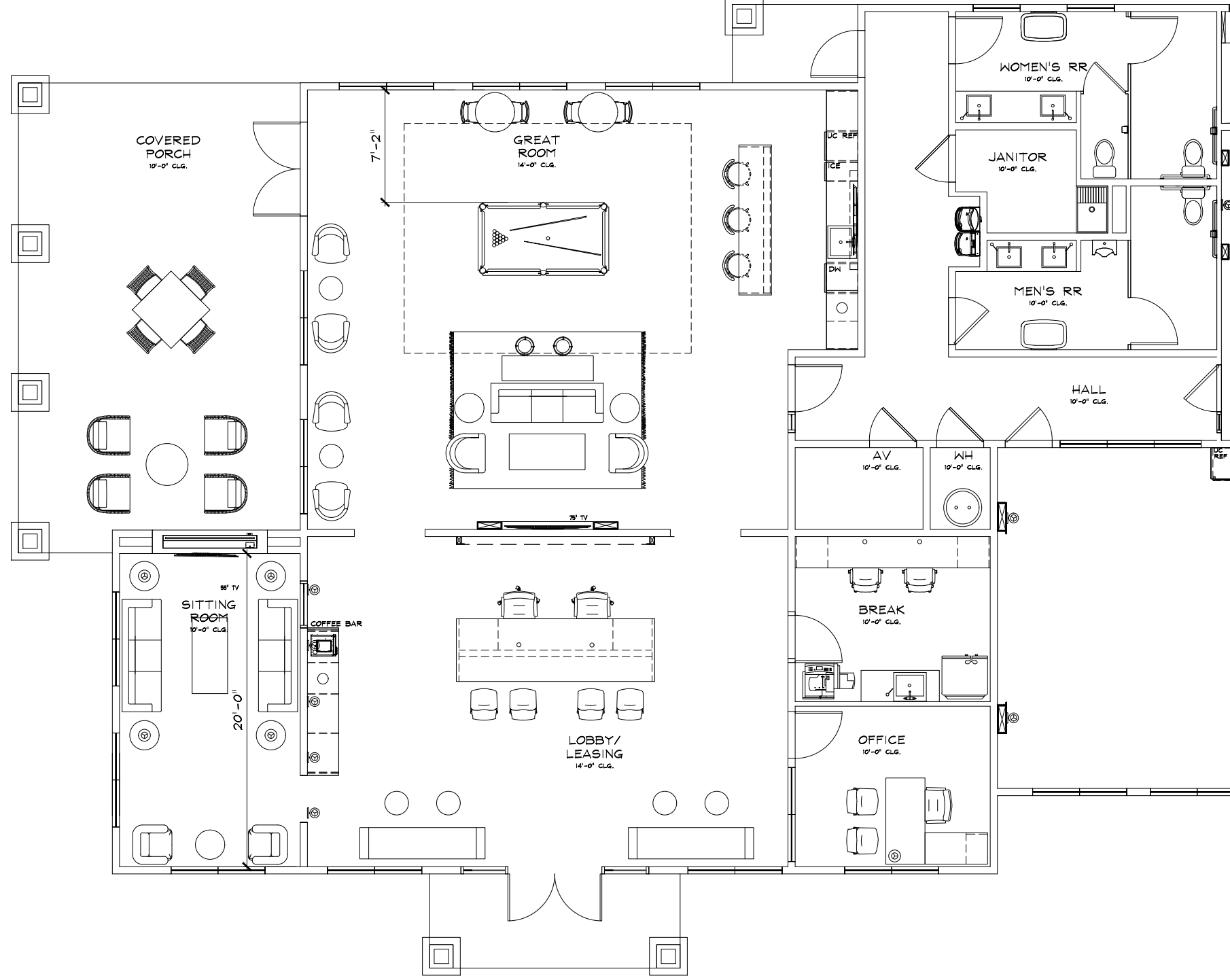
**RELEASED FOR CONSTRUCTION**  
 BEGIN DATE: 12.13.21  
 RELEASE DATE: 03.11.22  
 DESIGNER: JW  
 CAD DESIGNER: TP  
 REVIEWED BY: TP, JW, MG

JOB #: 21354  
 TITLE: FLOOR COVERING PLAN "B"  
 SHEET: **ID.400B**



P:\...2021-PROJ\21-MISC\21354\PLANS\21354-PLAN-00-A&B.dwg Mar 10, 2022 - 6:59am

1 FURNITURE AND FIXTURES PLAN "A"  
 ID.500A SCALE : 1/4" = 1'-0"



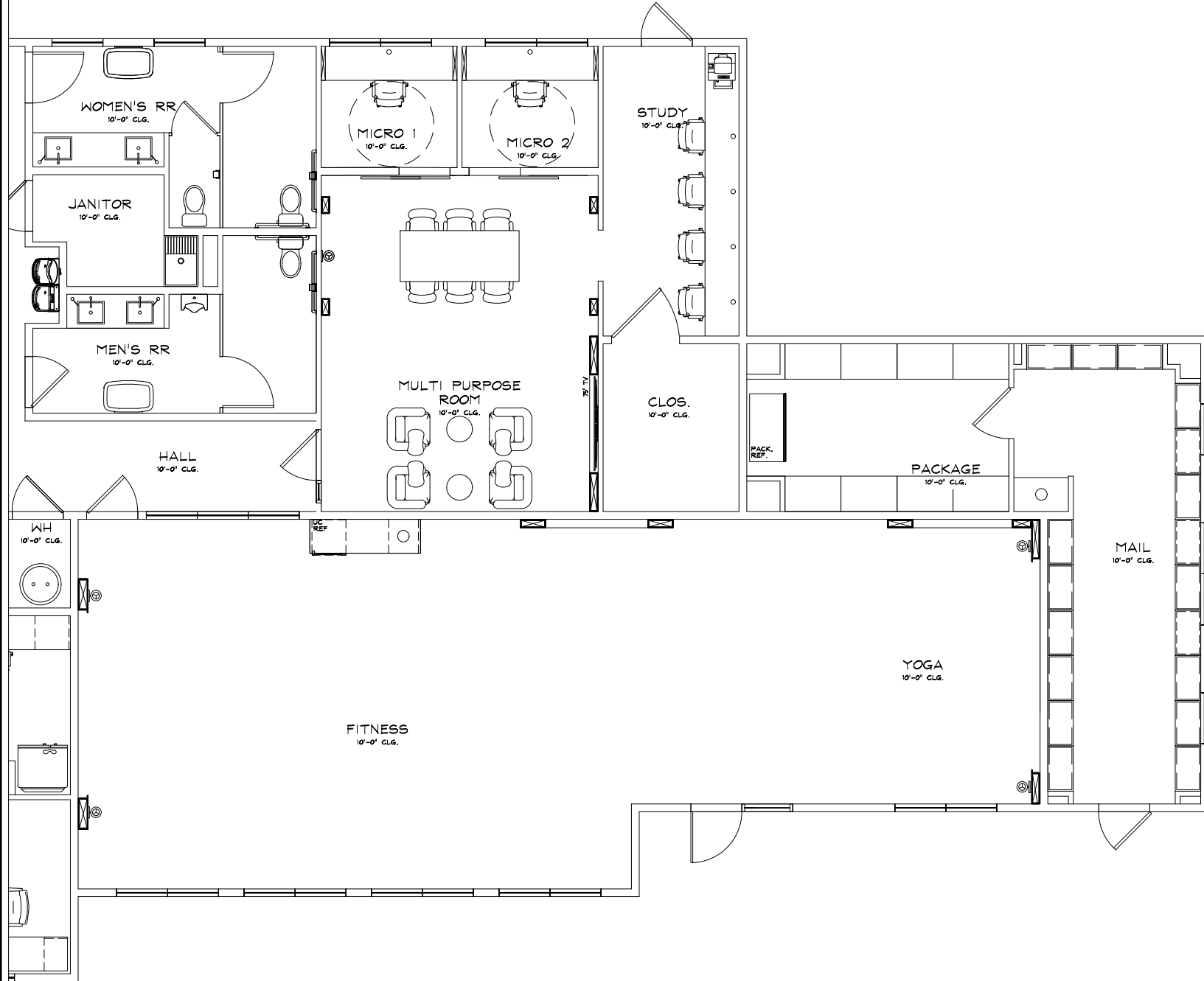
JOB # : 21354  
 TITLE: FURNITURE AND FIXTURES PLAN "A"  
 SHEET: ID.500A

RELEASED FOR CONSTRUCTION  
 BEGIN DATE: 12.13.21  
 RELEASE DATE: 03.11.22  
 DESIGNER: JW  
 CAD DESIGNER: TP  
 REVIEWED BY: TP, JW, MG

DR	REV.	DATE	REMARKS

CLUB/ LEASING @  
 POWDER SPRINGS, GA  
 NOVARE GROUP HOLDINGS

**DEi** DESIGN ENVIRONMENTS  
 INTERIOR DESIGN \* SPACE PLANNING \* MARKETING  
 3025 CHASTAIN HEAVENS PARKWAY, STE. 200  
 PHONE: 770-429-3200 FAX: 770-429-3201  
 \* EMAIL: DMALL@DESIGNENVIRONMENTS.COM \*  
 This Drawing is the property of Design Environments, Inc. and may not be reproduced or used without their written permission.



1 FURNITURE AND FIXTURES PLAN "B"  
 ID.500B SCALE : 1/4" = 1'-0"

JOB # : 21354  
 TITLE: FURNITURE AND FIXTURES PLAN "B"  
 SHEET: ID.500B

RELEASED FOR CONSTRUCTION  
 BEGIN DATE: 12.13.21  
 RELEASE DATE: 03.11.22  
 DESIGNER: JW  
 CAD DESIGNER: TP  
 REVIEWED BY: TP, JW, MG

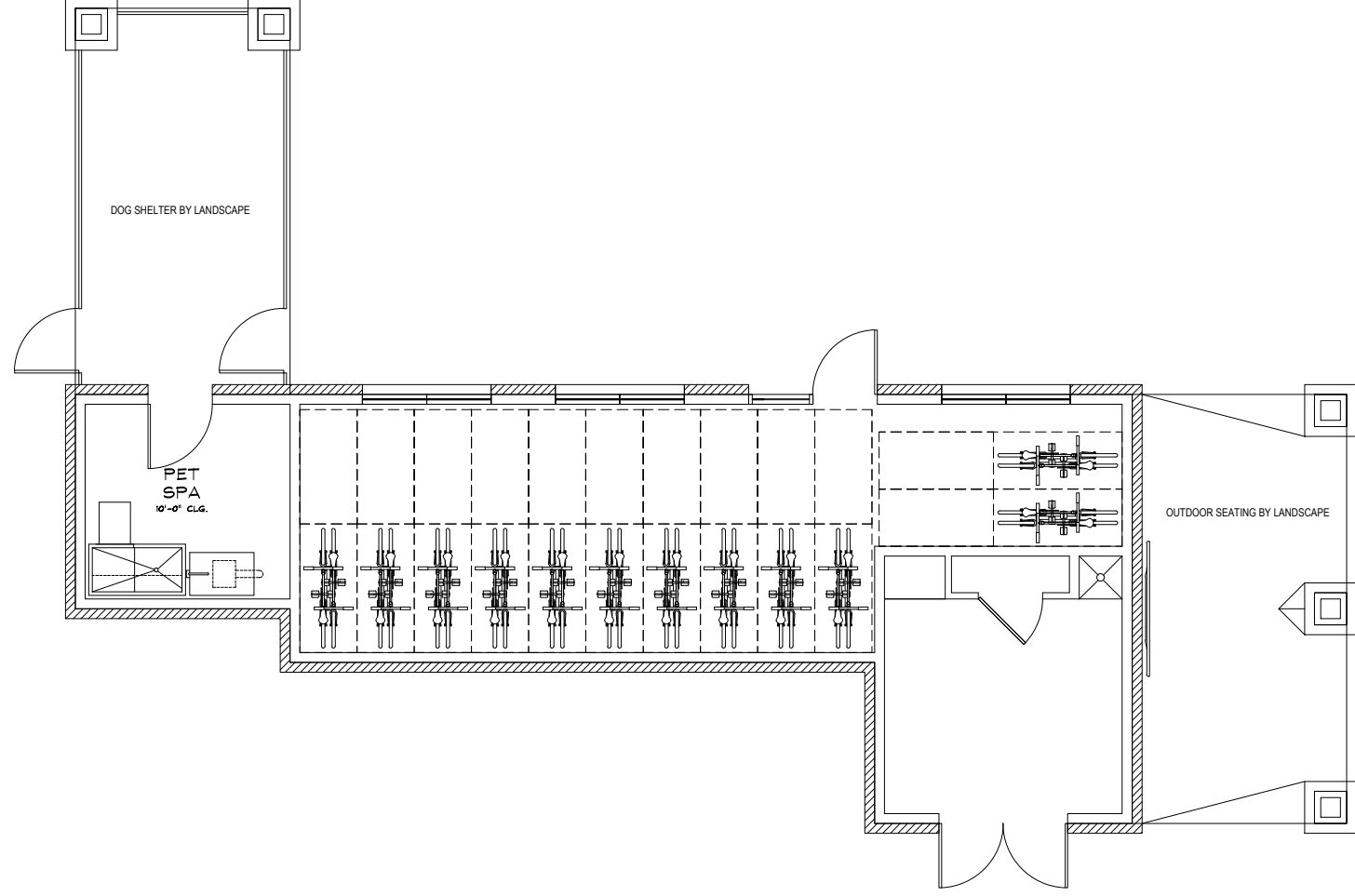
DR	REV.	DATE	REMARKS

CLUB/ LEASING @  
 POWDER SPRINGS  
 POWDER SPRINGS, GA  
 NOVARE GROUP HOLDINGS



INTERIOR DESIGN \* SPACE PLANNING \* MARKETING  
 3025 CHASTAIN MEADOWS PARKWAY, STE. 300  
 PHONE: 770-429-3000 FAX: 770-429-3011  
 \* EMAIL: DEMAIL@DESIGNENVIRONMENTS.COM \*  
 This Drawing is the property of Design Environments Inc. and may not be reproduced or used without their written permission.





1 FURNITURE AND FIXTURES PLAN "C"  
 ID.500C SCALE : 1/4" = 1'-0"

JOB # : 21354  
 TITLE: FURNITURE AND FIXTURES PLAN "C"  
 SHEET: ID.500C

RELEASED FOR CONSTRUCTION  
 BEGIN DATE: 12.13.21  
 RELEASE DATE: 03.11.22  
 DESIGNER: JW  
 CAD DESIGNER: TP  
 REVIEWED BY: TP, JW, MG

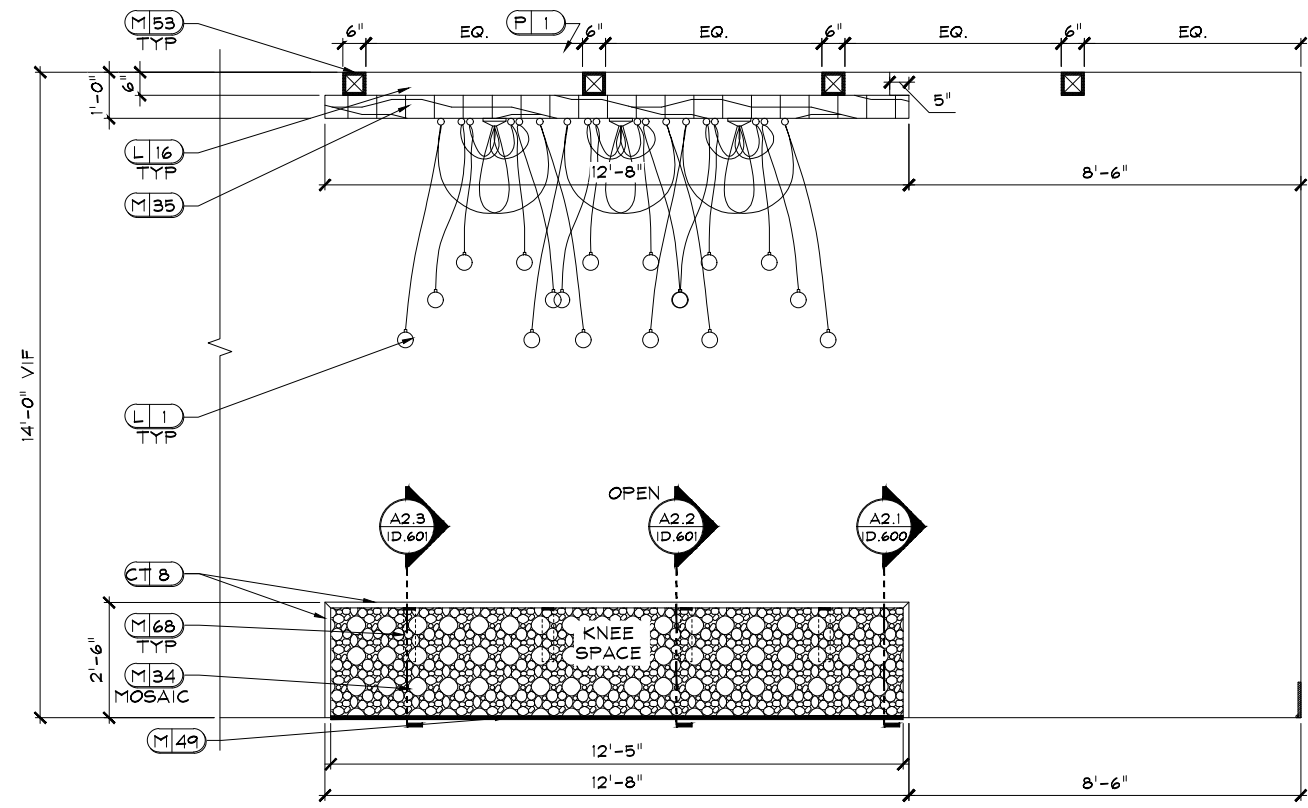
DR	REV.	DATE	REMARKS	HRS
				X

CLUB/ LEASING @  
 POWDER SPRINGS  
 POWDER SPRINGS, GA  
 NOVARE GROUP HOLDINGS



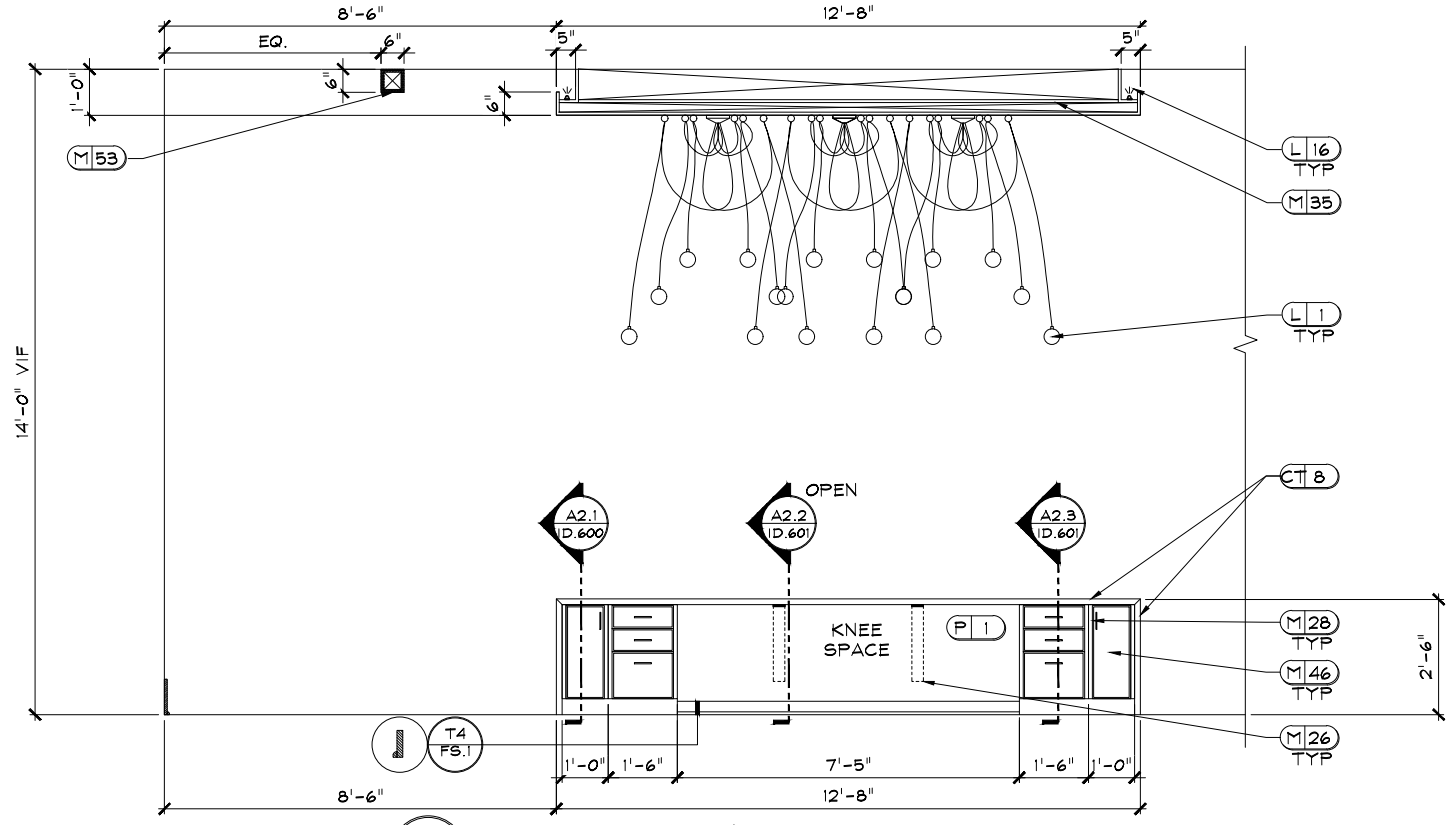
INTERIOR DESIGN \* SPACE PLANNING \* MARKETING  
 3025 CHASTAIN MEADOWS PARKWAY, STE. 200  
 PHONE: 770-429-3000 FAX: 770-429-3011  
 \* EMAIL: DMAL@DESIGNENVIRONMENTS.COM \*  
 This Drawing is the property of Design Environments, Inc. and may not be reproduced or used without their written permission.

P:\...2021-PROJ\21-MISC\21354-ELEVATIONS\21354-ELEV.dwg Mar 10, 2022 - 6:59am



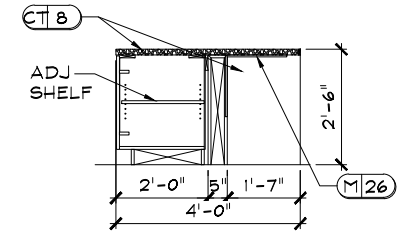
**A1 LOBBY/ LEASING**

**ID.600** SCALE: 1/2" = 1'-0"  
 NOTE: 1. REFER TO ID.200A FOR LIGHTING LOCATIONS.  
 2. USE HIDDEN SUPPORT BRACKET M68 FOR SUPPORT AS NEEDED, MUST BE INSTALLED PRIOR TO INSTALLATION OF DRYWALL AND WITH REQUIRED BLOCKING.  
 3. MITER ALL EDGES OF M35.



**A2 LOBBY/ LEASING**

**ID.600** SCALE: 1/2" = 1'-0"  
 NOTE: 1. REFER TO ID.200A FOR LIGHTING LOCATIONS.  
 2. USE HIDDEN SUPPORT BRACKET M26 FOR SUPPORT AS NEEDED, MUST BE INSTALLED PRIOR TO INSTALLATION OF DRYWALL AND WITH REQUIRED BLOCKING.  
 3. MITER ALL EDGES OF M35.  
 4. ALL TRIM TO BE PAINTED P2.

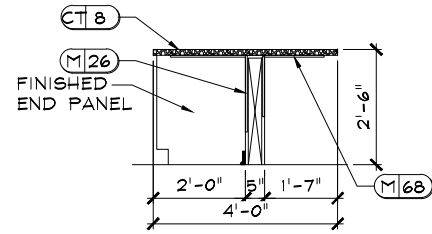


**A2.1 SECTION**

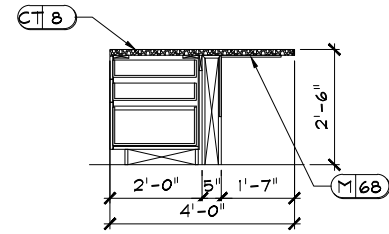
**ID.600** SCALE: 1/2" = 1'-0"

DR	REV.	DATE	REMARKS

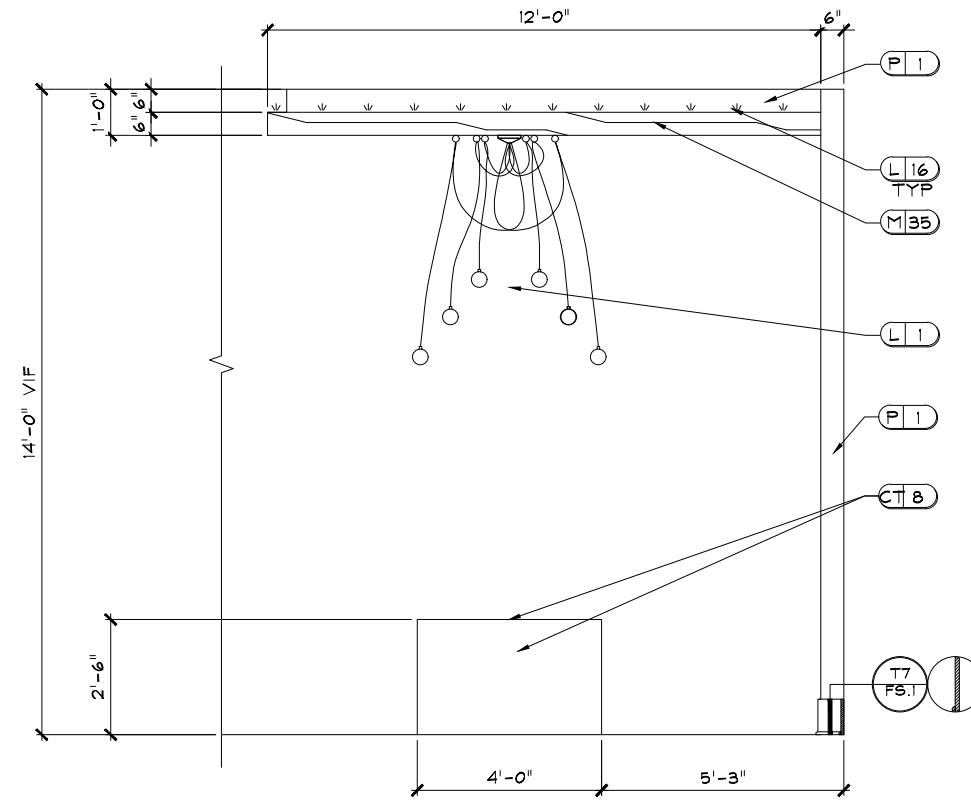
P:\...2021-PROJ\21-MISC\21354-ELEVATIONS\21354-ELEV.dwg Mar 10, 2022 - 6:59am



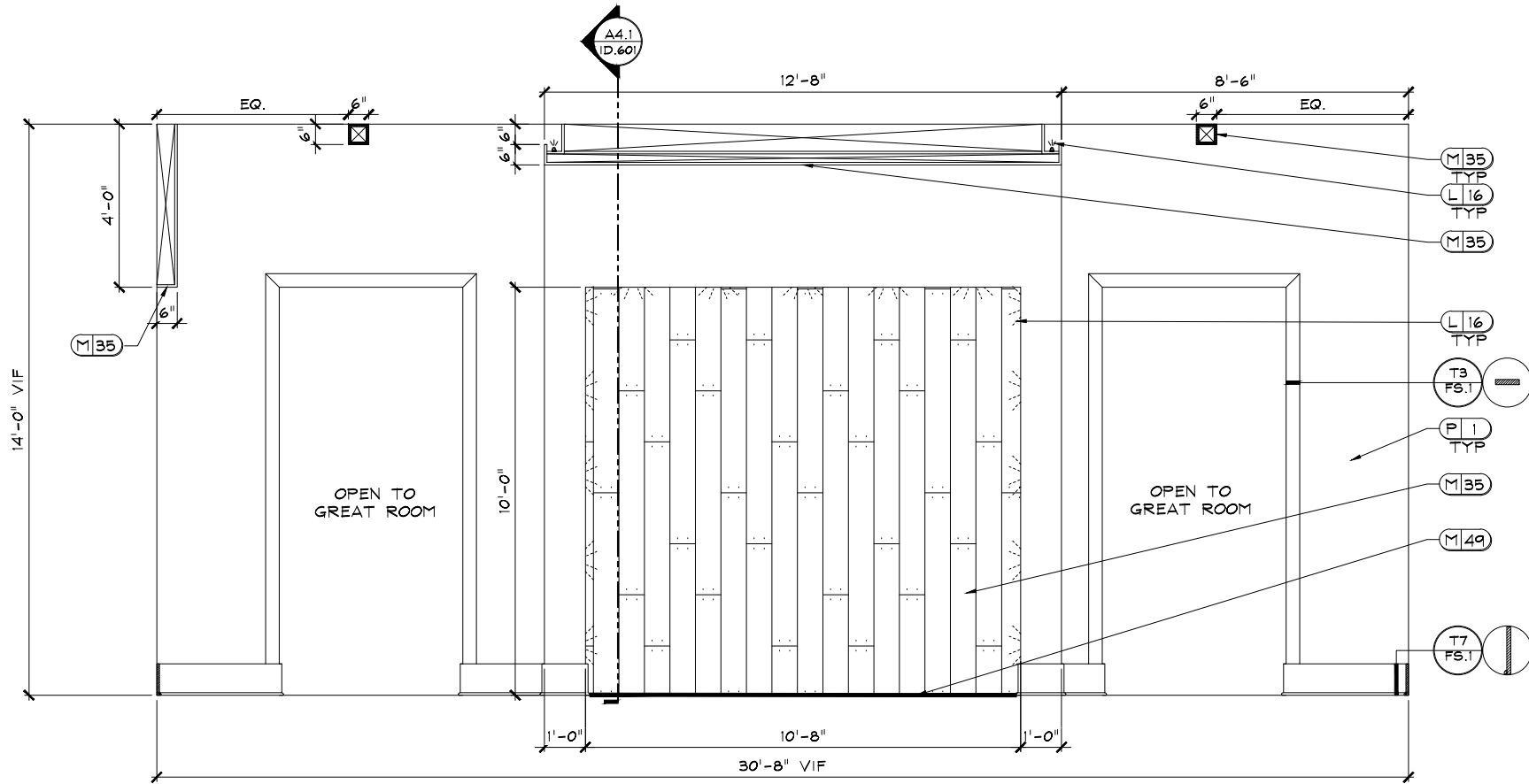
**A2.2 SECTION**  
ID.601 SCALE: 1/2" = 1'-0"



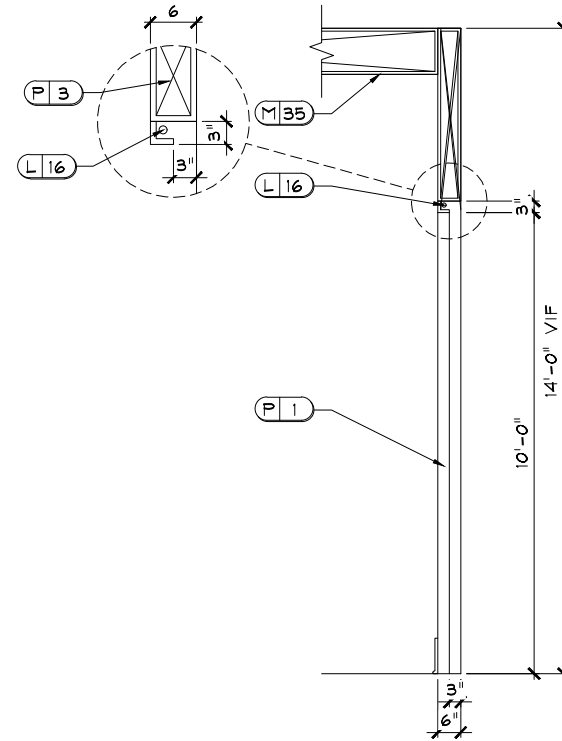
**A2.3 SECTION**  
ID.601 SCALE: 1/2" = 1'-0"



**A3 LOBBY/ LEASING**  
ID.600 SCALE: 1/2" = 1'-0"  
NOTE: 1. REFER TO ID.200A FOR LIGHTING LOCATIONS.  
2. OPPOSITE SIDE IS MIRROR IMAGE.  
3. MITER ALL EDGES OF M35.  
4. TRIM P2.



**A4 LOBBY/ LEASING**  
ID.601 SCALE: 1/2" = 1'-0"  
NOTE: 1. REFER TO ID.300A FOR LIGHTING LOCATIONS.  
2. MITER ALL EDGES OF M35.  
3. ALL TRIM TO BE PAINTED P2.



**A4.1 SECTION**  
ID.601 SCALE: 1/2" = 1'-0"

INTERIOR DESIGN "SPACE PLANNING" MARKETING  
3025 CHASTAIN HEAVEN DRIVE, FARMWAY, STE. 200  
POWDER SPRINGS, GA 30127  
PHONE: 770-429-3000 FAX: 770-429-3011  
\*EMAIL: EMAIL@DESIGNENVIRONMENTS.COM\*

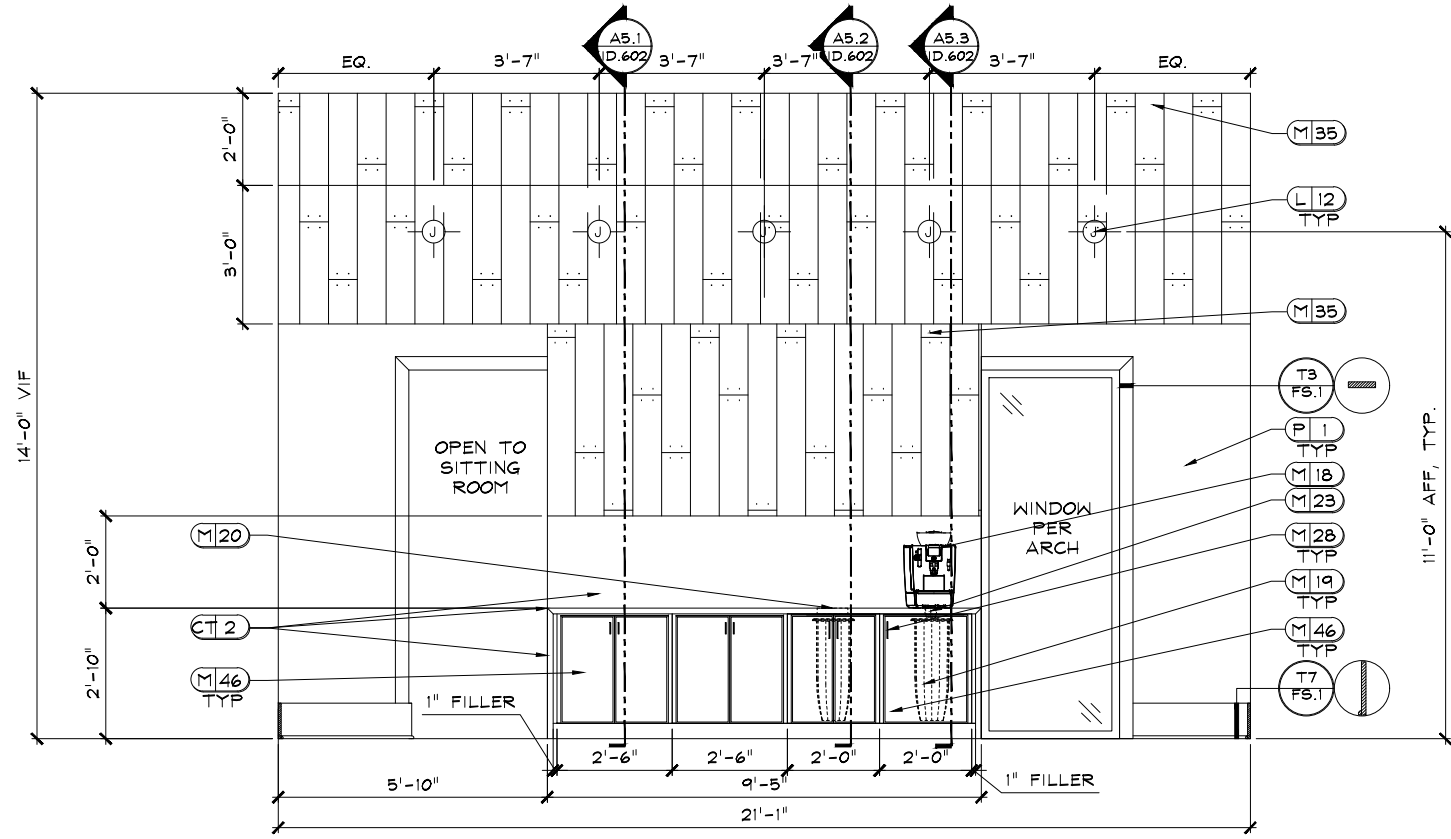


**CLUB/ LEASING @  
POWDER SPRINGS, GA  
NOVARE GROUP HOLDINGS**

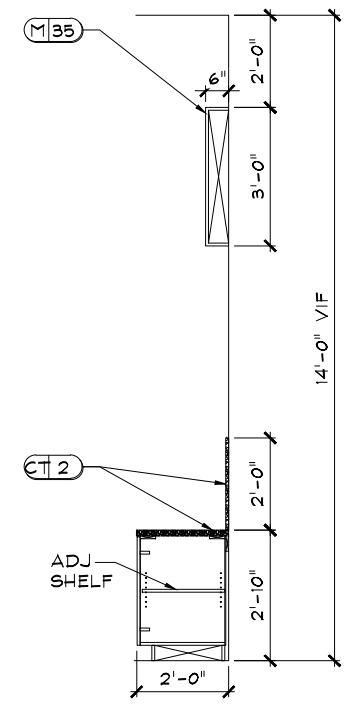
DR	REV.	DATE	REMARKS

**RELEASED FOR CONSTRUCTION**  
BEGIN DATE: 12.13.21  
RELEASE DATE: 03.11.22  
DESIGNER: JW  
CAD DESIGNER: TP  
REVIEWED BY: TP, JW, MG

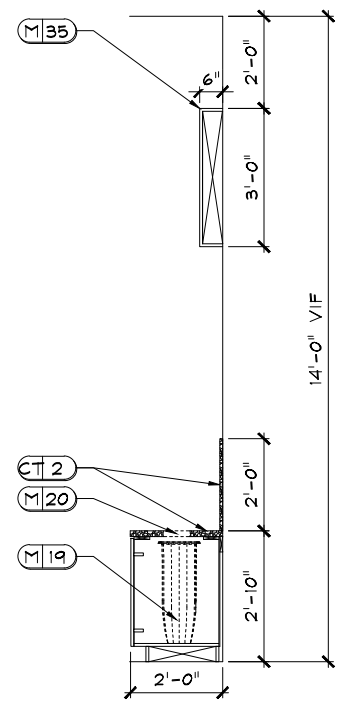
JOB #: 21354  
TITLE: INTERIOR ELEVATIONS & DETAILS  
SHEET: ID.601



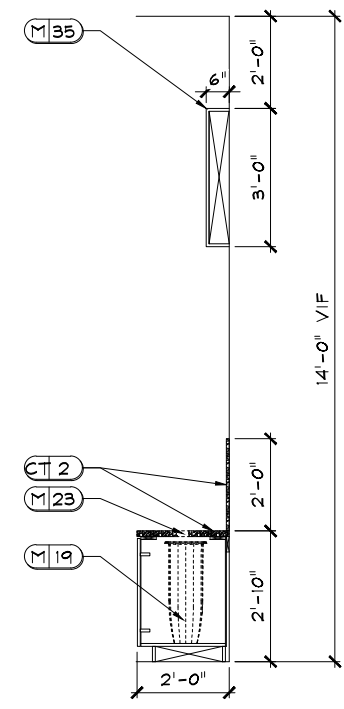
**A5 LOBBY/ LEASING**  
 D.602 SCALE: 1/2" = 1'-0"  
 NOTE: 1. MITER ALL EDGES OF M35.  
 2. ALL TRIM TO BE PAINTED P2.



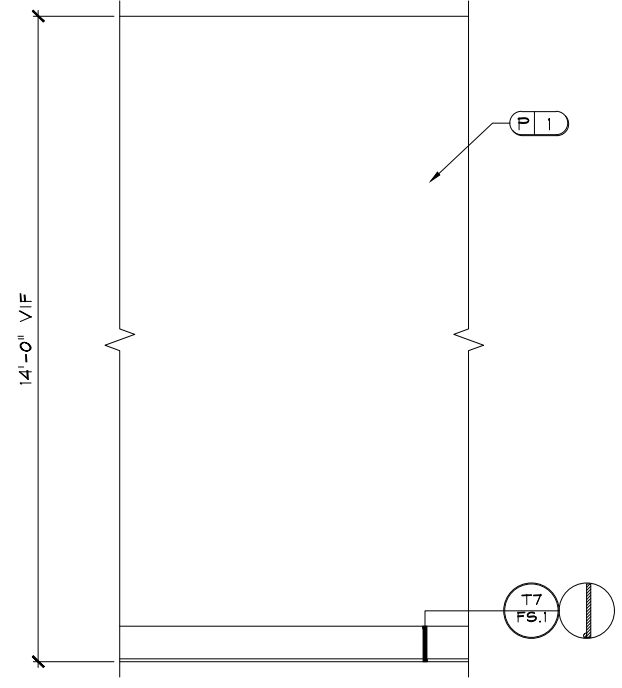
**A5.1 SECTION**  
 D.602 SCALE: 1/2" = 1'-0"



**A5.2 SECTION**  
 D.602 SCALE: 1/2" = 1'-0"



**A5.3 SECTION**  
 D.602 SCALE: 1/2" = 1'-0"



**A6 LOBBY/ LEASING TYP.**  
 D.602 SCALE: 1/2" = 1'-0"  
 NOTE: ALL TRIM TO BE PAINTED P2.

DR	REV.	DATE	REMARKS

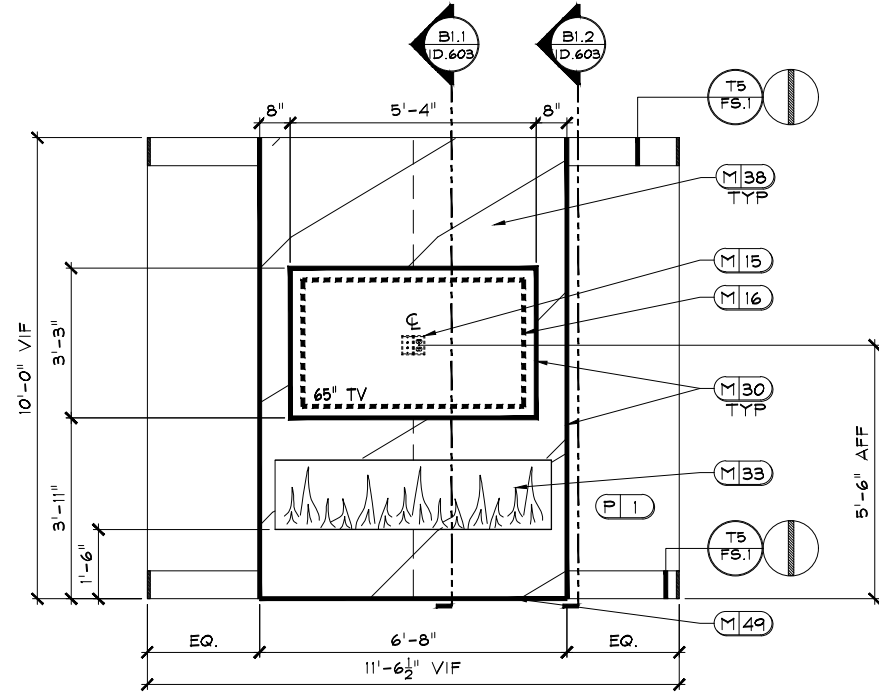
**RELEASED FOR CONSTRUCTION**  
 BEGIN DATE: 12.13.21  
 RELEASE DATE: 03.11.22  
 DESIGNER: JW  
 CAD DESIGNER: TP  
 REVIEWED BY: TP, JW, MG

JOB #: 21354  
 TITLE: INTERIOR ELEVATIONS & DETAILS  
 SHEET: ID.602

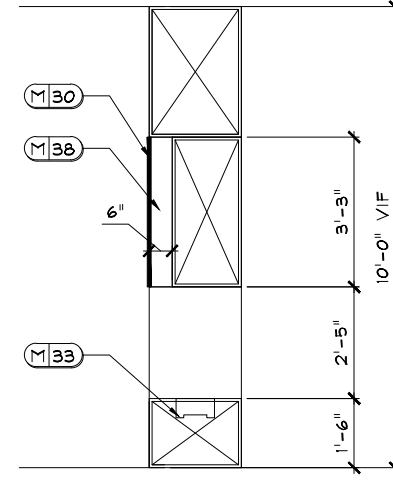
**CLUB/ LEASING @  
 POWDER SPRINGS, GA  
 NOVARE GROUP HOLDINGS**

**DEI DESIGN ENVIRONMENTS**  
 INTERIOR DESIGN • SPACE PLANNING • MARKETING  
 3025 CHASTAIN HEAVEN DR. (PARKWAY) STE. 200  
 PHONE: 770.429.3000 FAX: 770.429.3001  
 \*EMAIL: EMAIL@DESIGNENVIRONMENTS.COM\*

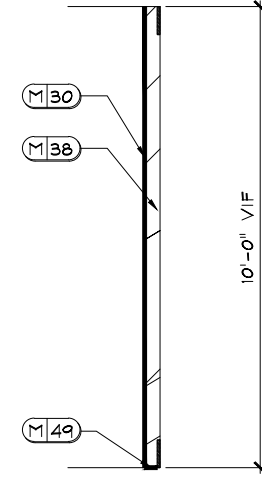
This Drawing is the property of Design Environments, Inc. and may not be reproduced or used without their written permission.



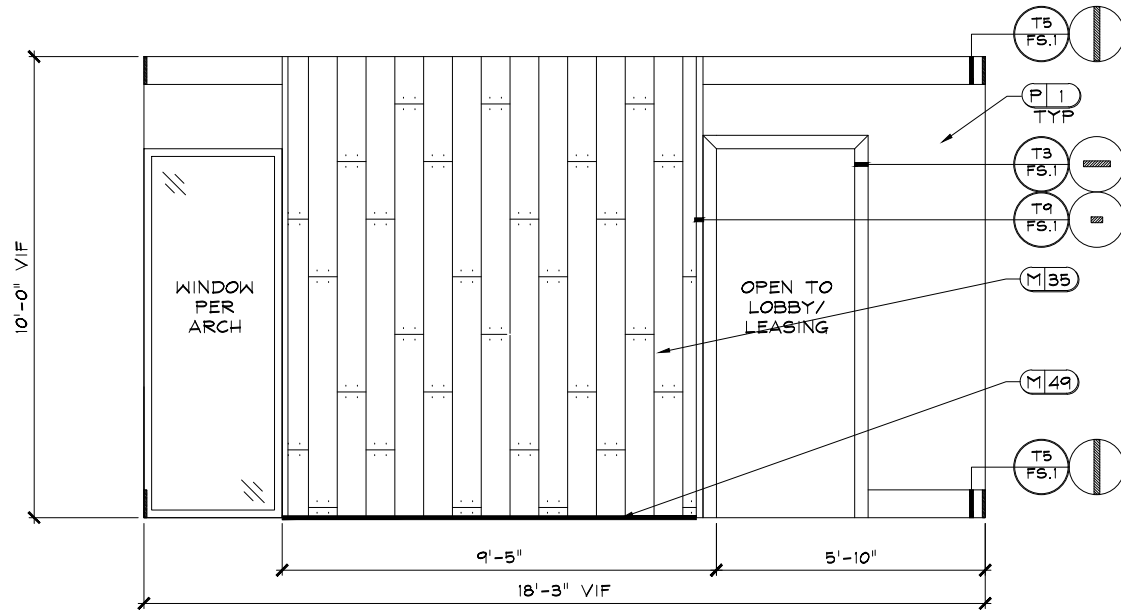
**B1 SITTING ROOM**  
 D.603 SCALE: 1/2" = 1'-0"  
 NOTE: ALL TRIM TO BE PAINTED P2.



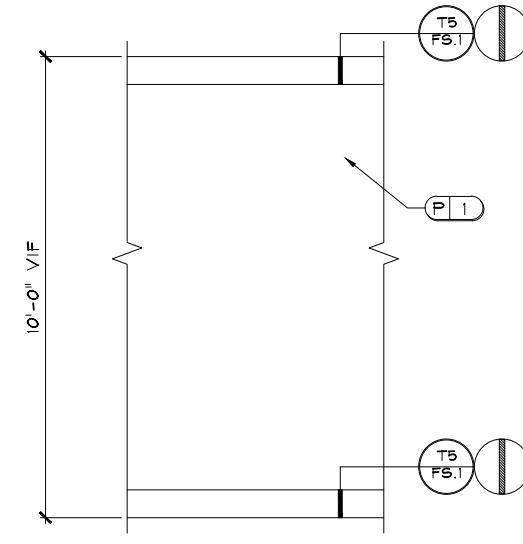
**B1.1 SECTION**  
 D.603 SCALE: 1/2" = 1'-0"



**B1.2 SECTION**  
 D.603 SCALE: 1/2" = 1'-0"



**B2 SITTING ROOM**  
 D.603 SCALE: 1/2" = 1'-0"  
 NOTE: 1. ALL TRIM TO BE PAINTED P2 UNLESS NOTED OTHERWISE.  
 2. T9/ FS.1 TO BE STAINED S1.



**B3 SITTING ROOM TYP.**  
 D.603 SCALE: 1/2" = 1'-0"  
 NOTE: ALL TRIM TO BE PAINTED P2.

INTERIOR DESIGN \* SPACE PLANNING \* MARKETING  
 3025 CHASTAIN MEADOWS PARKWAY, STE. 200  
 PHONE: 770-429-3000 FAX: 770-429-3011  
 \* EMAIL: EMAIL@DESIGNENVIRONMENTS.COM

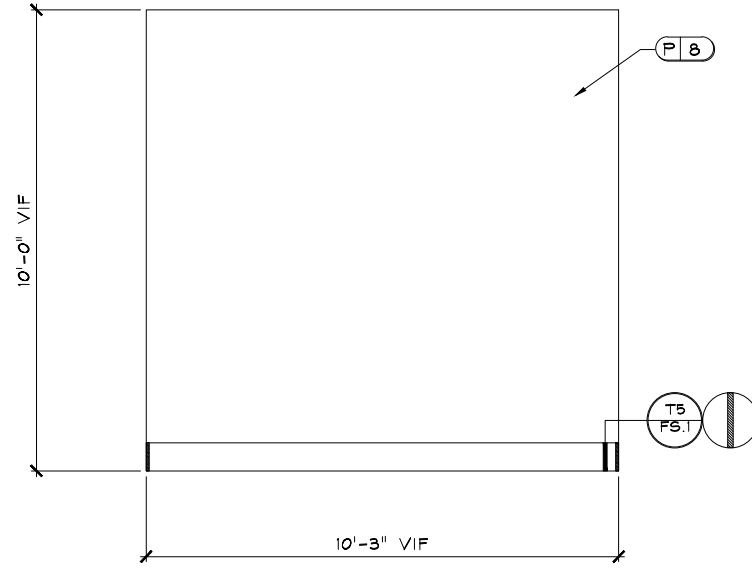


**CLUB/ LEASING @  
 POWDER SPRINGS, GA  
 NOVARE GROUP HOLDINGS**

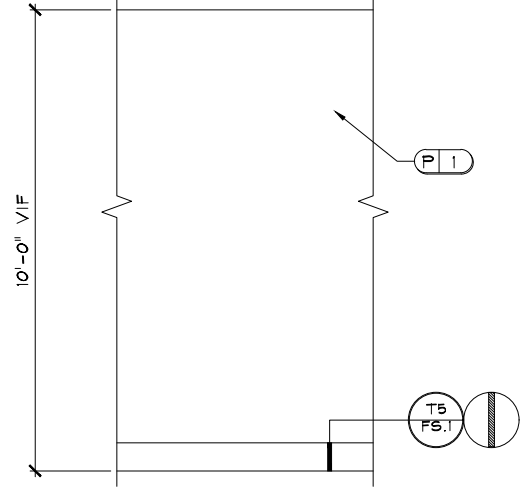
DR	REV.	DATE	REMARKS

**RELEASED FOR CONSTRUCTION**  
 BEGIN DATE: 12.13.21  
 RELEASE DATE: 03.11.22  
 DESIGNER: JW  
 CAD DESIGNER: TP  
 REVIEWED BY: TP, JW, MG

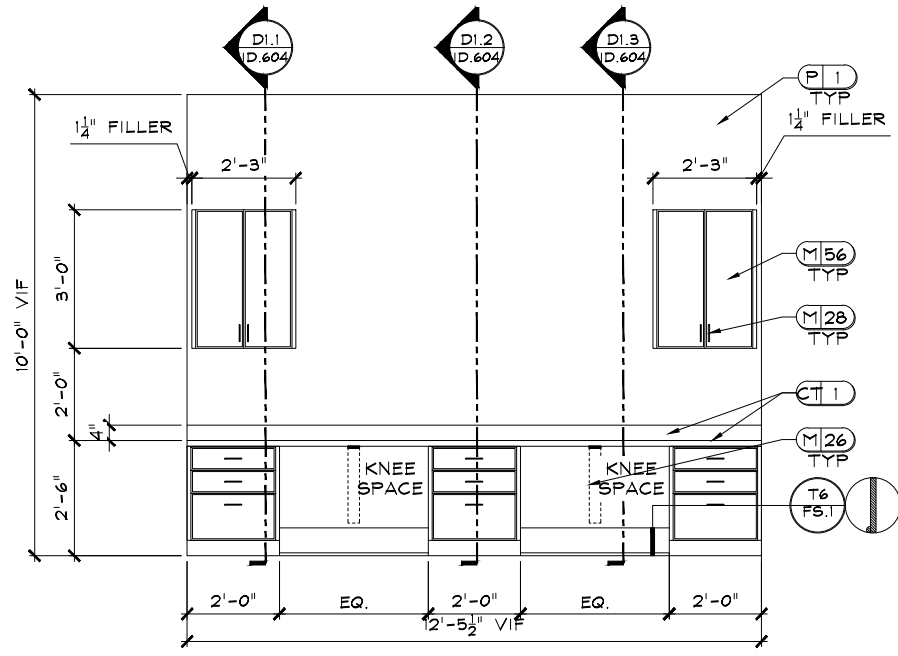
JOB #: 21354  
 TITLE: INTERIOR ELEVATIONS & DETAILS  
 SHEET: **ID.603**



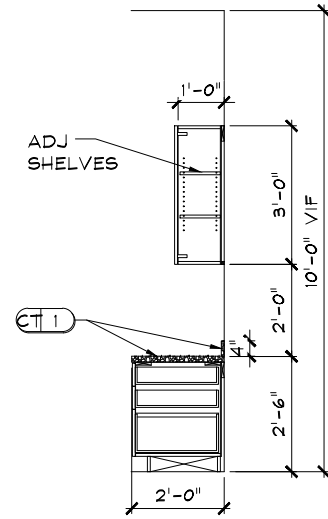
**C1 OFFICE**  
 D.604 SCALE: 1/2" = 1'-0"  
 NOTE: ALL TRIM TO BE PAINTED P2.



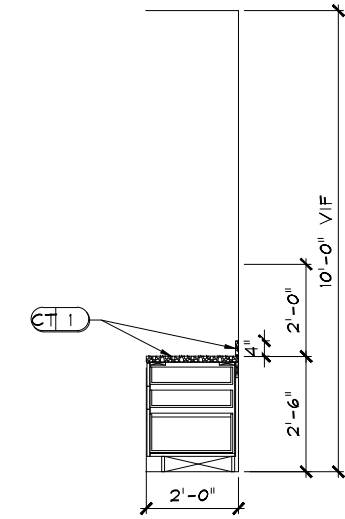
**C2 OFFICE TYP.**  
 D.604 SCALE: 1/2" = 1'-0"  
 NOTE: ALL TRIM TO BE PAINTED P2.



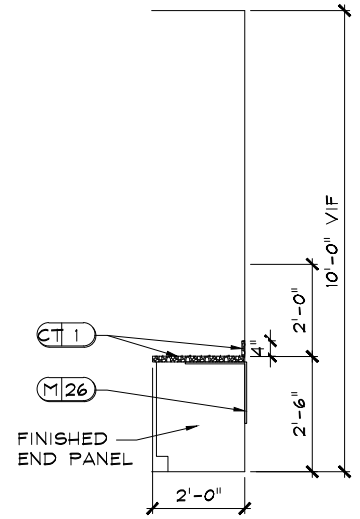
**D1 BREAK**  
 D.604 SCALE: 1/2" = 1'-0"  
 NOTE: 1. ALL TRIM TO BE PAINTED P2.  
 2. USE HIDDEN SUPPORT BRACKET M26 FOR SUPPORT AS NEEDED, MUST BE INSTALLED PRIOR TO INSTALLATION OF DRYWALL AND WITH REQUIRED BLOCKING.



**DI.1 SECTION**  
 D.604 SCALE: 1/2" = 1'-0"



**DI.2 SECTION**  
 D.604 SCALE: 1/2" = 1'-0"



**DI.3 SECTION**  
 D.604 SCALE: 1/2" = 1'-0"

DR	REV.	DATE	REMARKS
	X		

**RELEASED FOR CONSTRUCTION**  
 BEGIN DATE: 12.13.21  
 RELEASE DATE: 03.11.22  
 DESIGNER: JW  
 CAD DESIGNER: TP  
 REVIEWED BY: TP, JW, MG

JOB #: 21354  
 TITLE: INTERIOR ELEVATIONS & DETAILS  
 SHEET: **ID.604**

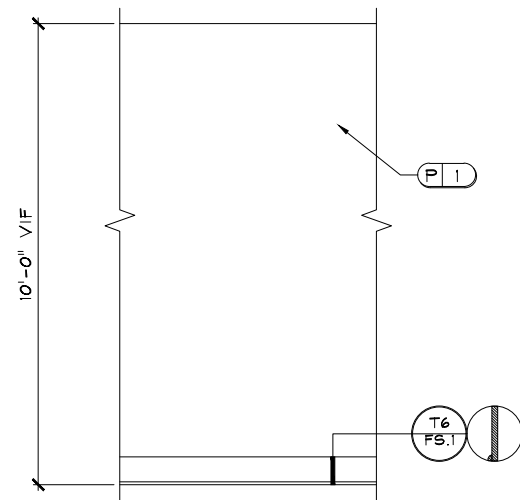
**CLUB/ LEASING @**  
**POWDER SPRINGS**  
**POWDER SPRINGS, GA**  
**NOVARE GROUP HOLDINGS**

**DEi** DESIGN ENVIRONMENTS  
 INTERIOR DESIGN \* SPACE PLANNING \* MARKETING  
 3025 CHASTAIN HEAVEN DR. FARMWAY, STE. 200  
 PHONE: 770-429-3000 FAX: 770-429-3011  
 \* EMAIL: EMAIL@DESIGNENVIRONMENTS.COM

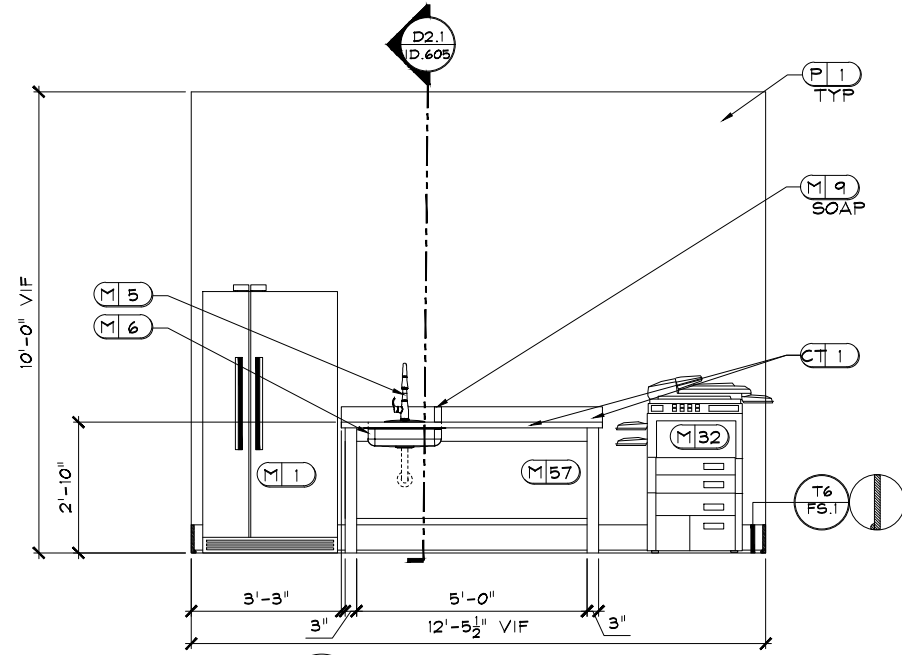
This Drawing is the property of Design Environments, Inc. and may not be reproduced or used without their written permission.

P:\...\_2021-PROJ\21-MISC\21354\ELEVATIONS\21354-ELEV.dwg Mar 10, 2022 - 7:00am

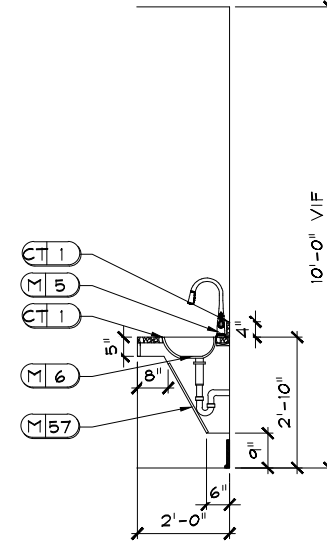
P:\...2021-PROJ\21-MISC\21354\ELEVATIONS\21354-ELEV.dwg Mar 10, 2022 - 7:00am



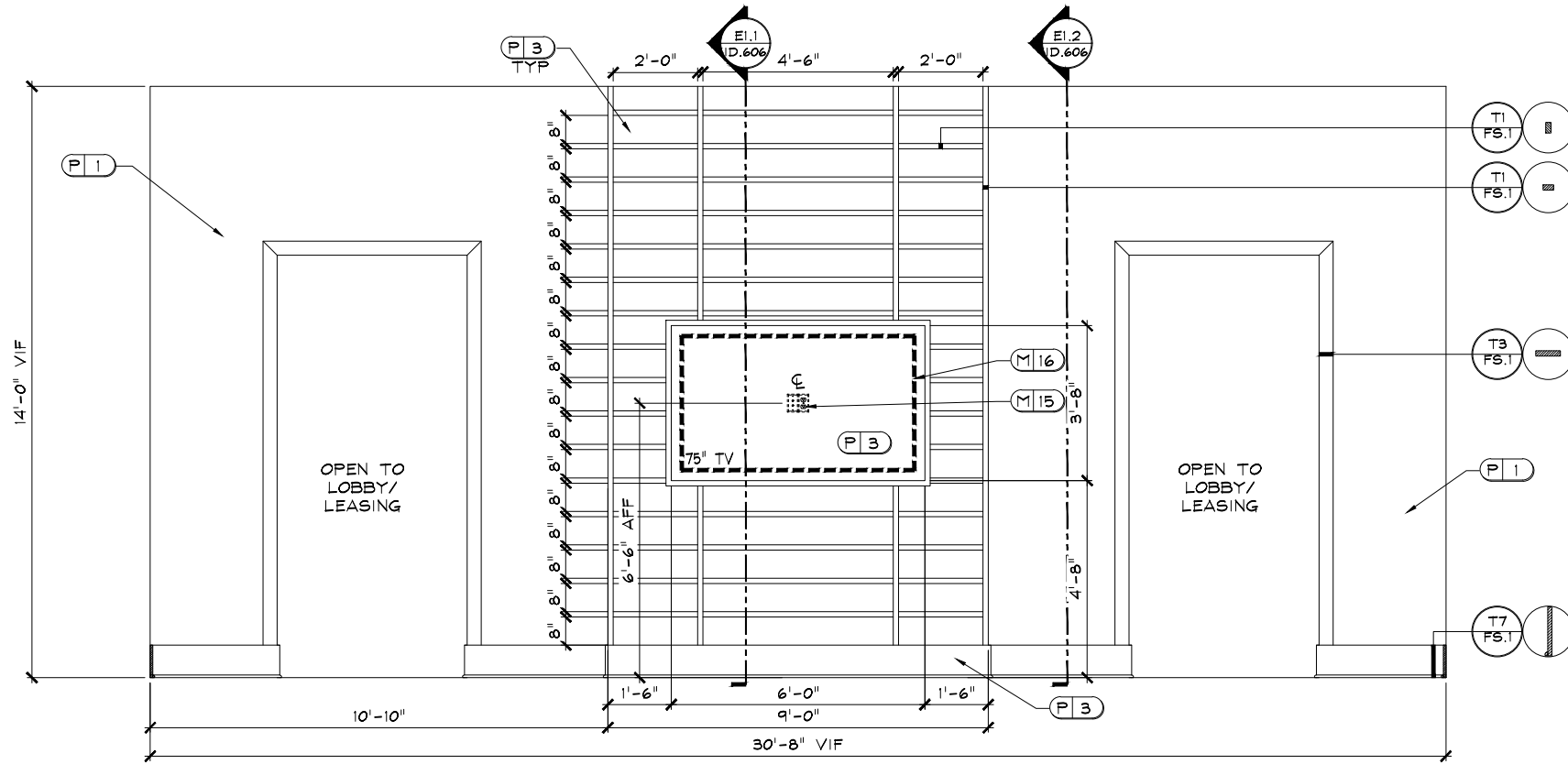
**D3 BREAK TYP.**  
 D.605 SCALE: 1/2" = 1'-0"  
 NOTE: ALL TRIM TO BE PAINTED P2.



**D2 BREAK**  
 D.605 SCALE: 1/2" = 1'-0"  
 NOTE: ALL TRIM TO BE PAINTED P2.



**D2.1 SECTION**  
 D.605 SCALE: 1/2" = 1'-0"



**E1 GREAT ROOM**  
 D.605 SCALE: 1/2" = 1'-0"  
 NOTE: 1. ALL TRIM TO BE PAINTED P2 UNLESS OTHERWISE NOTED.  
 2. T1/FS.1 TO BE PAINTED P3.  
 3. WALL TO BE SMOOTH FINISH.  
 4. T7 ON TV BUMP PAINTED P3.

JOB # : 21354

TITLE: INTERIOR ELEVATIONS & DETAILS

SHEET: ID.605

RELEASED FOR CONSTRUCTION

BEGIN DATE: 12.13.21  
 RELEASE DATE: 03.11.22  
 DESIGNER: JW  
 CAD DESIGNER: TP  
 REVIEWED BY: TP, JW, MG

REVISIONS

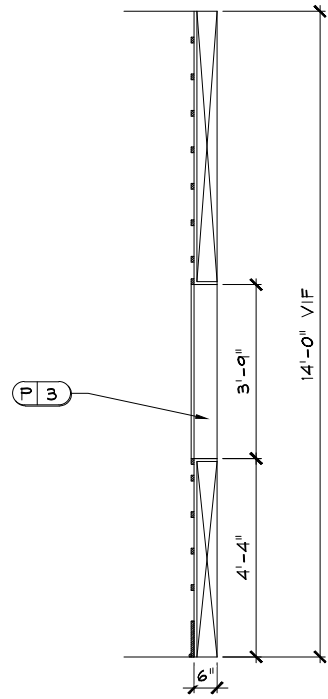
DR	REV.	DATE	REMARKS

CLUB/ LEASING @  
 POWDER SPRINGS, GA  
 NOVARE GROUP HOLDINGS

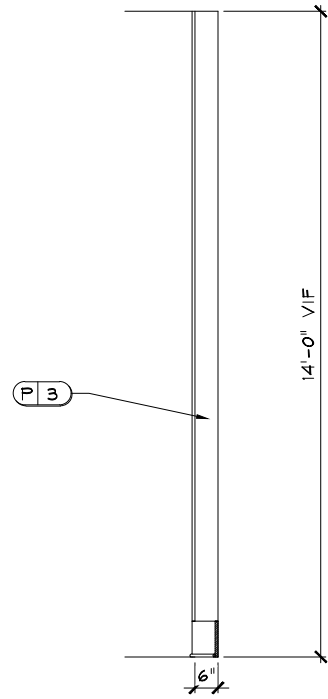
**DEi**  
 DESIGN ENVIRONMENTS

INTERIOR DESIGN \* SPACE PLANNING \* MARKETING  
 3025 CHASTAIN NEADON PARKWAY STE. 200  
 PHONE: 770-429-3000 FAX: 770-429-3011  
 \* EMAIL: EMAIL@DESIGNENVIRONMENTS.COM \*

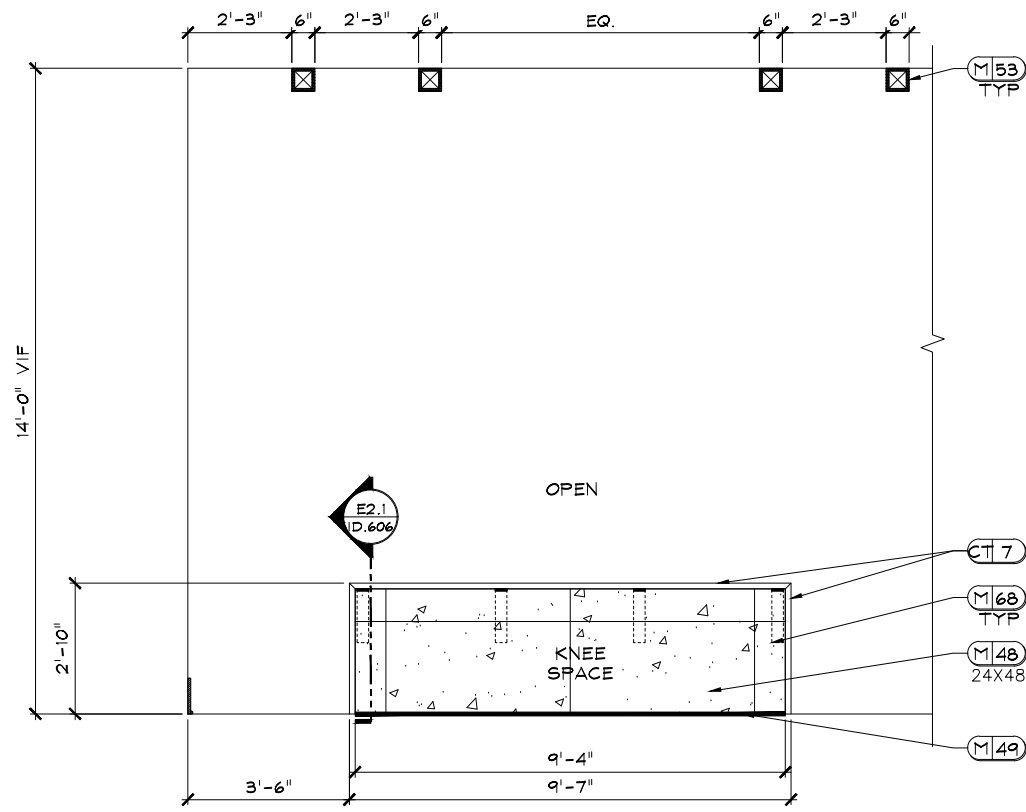
This Drawing is the property of Design Environments Inc. and may not be reproduced or used without their written permission.



**E1.1 SECTION**  
D.606 SCALE: 1/2" = 1'-0"

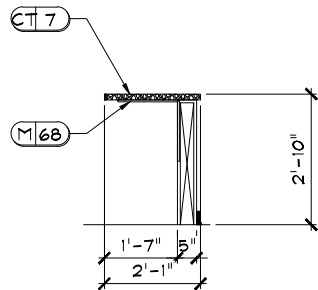


**E1.2 SECTION**  
D.606 SCALE: 1/2" = 1'-0"

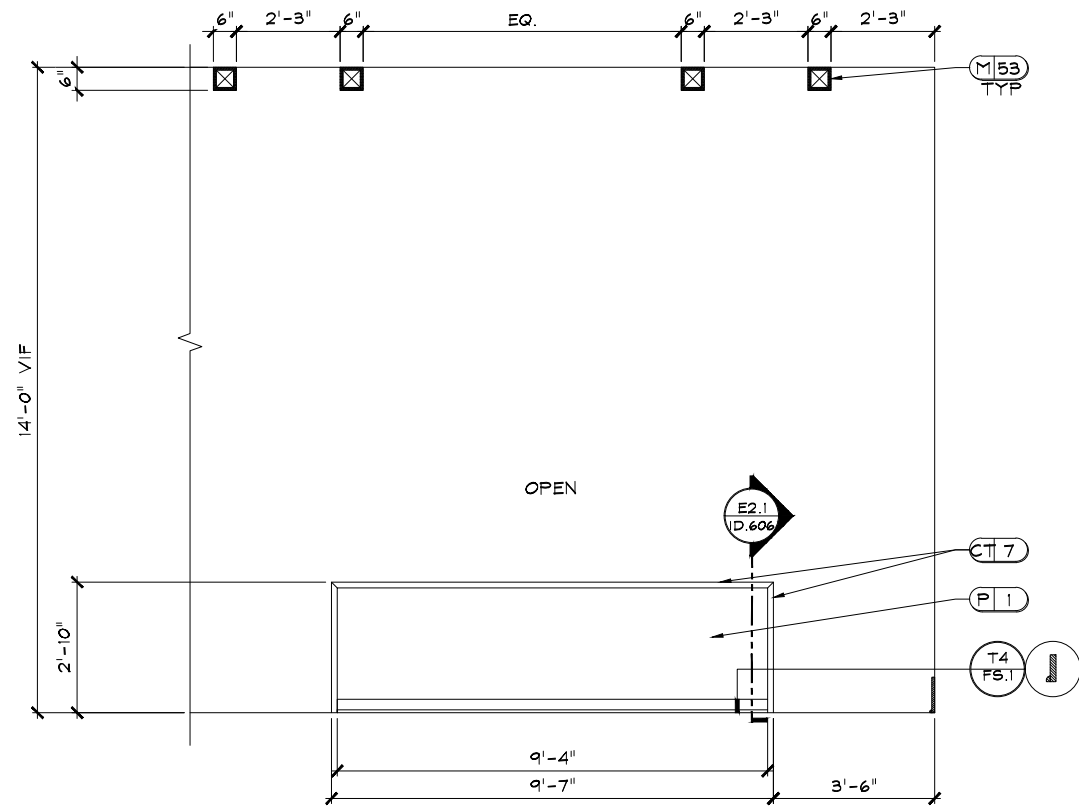


**E2 GREAT ROOM**  
D.606 SCALE: 1/2" = 1'-0"

NOTE: 1. MITER ALL EDGES OF M53.  
2. USE HIDDEN SUPPORT BRACKET M68 FOR SUPPORT AS NEEDED, MUST BE INSTALLED PRIOR TO INSTALLATION OF DRYWALL AND WITH REQUIRED BLOCKING.  
3. M48 TILES/ GROUT LINES TO ALIGN WITH F1 FLOOR TILES.

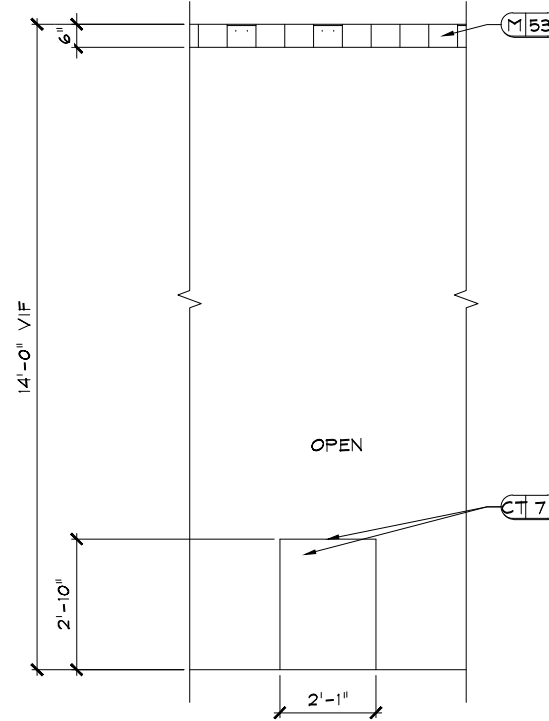


**E2.1 SECTION**  
D.606 SCALE: 1/2" = 1'-0"



**E3 GREAT ROOM**  
D.606 SCALE: 1/2" = 1'-0"

NOTE: 1. ALL TRIM TO BE PAINTED P2.  
2. MITER ALL EDGES OF M53.



**E4 GREAT ROOM**  
D.606 SCALE: 1/2" = 1'-0"

NOTE: 1. OPPOSITE SIDE IS MIRROR IMAGE.  
2. MITER ALL EDGES OF M53.

INTERIOR DESIGN "SPACE PLANNING" MARKETING  
3025 CHASTAIN HEAVENS PARKWAY, STE. 200  
POWDER SPRINGS, GA 30127  
PHONE: 770-429-3000 FAX: 770-429-3001  
\*EMAIL: DM@DESIGNENVIRONMENTS.COM\*



**CLUB/ LEASING @**  
**POWDER SPRINGS, GA**  
**NOVARE GROUP HOLDINGS**

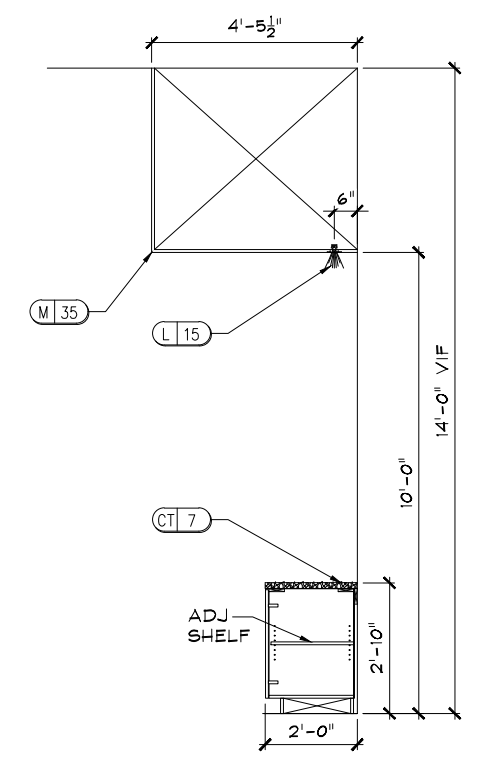
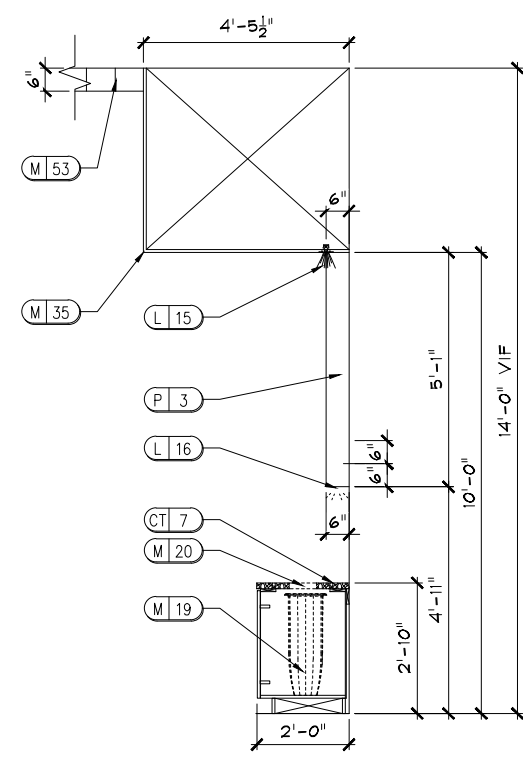
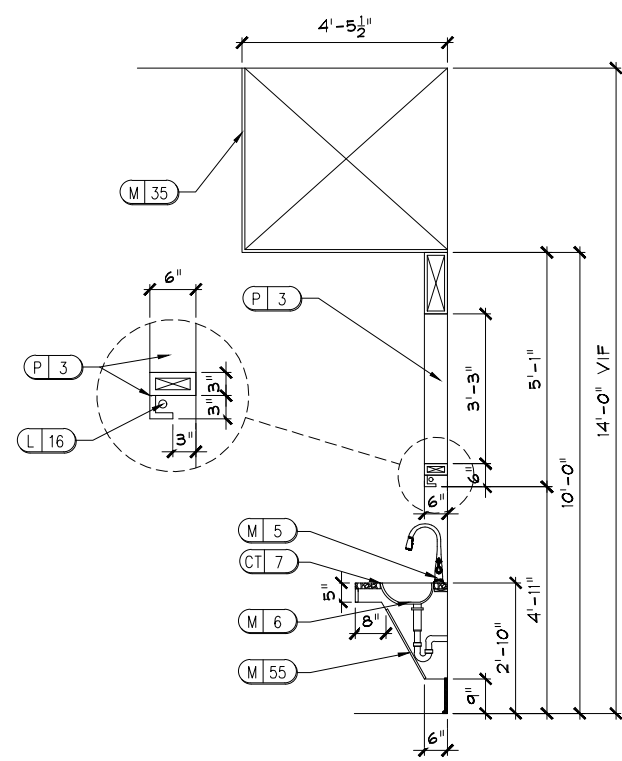
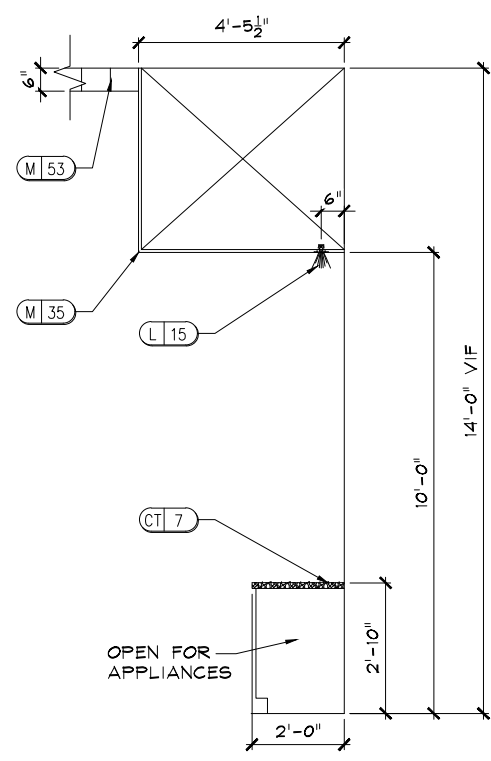
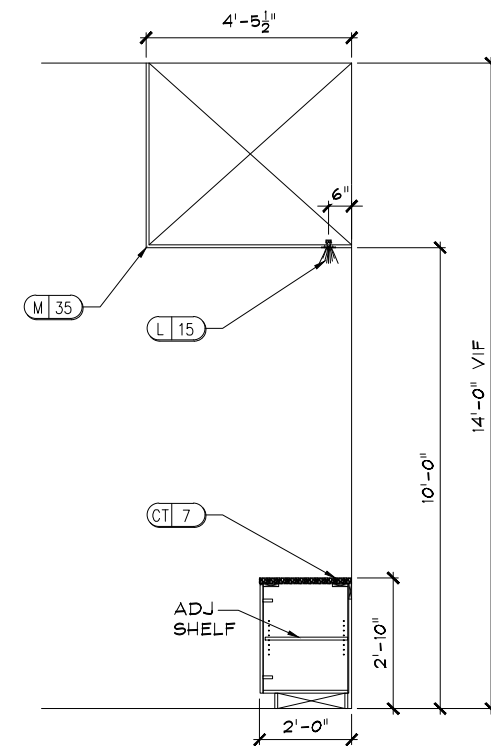
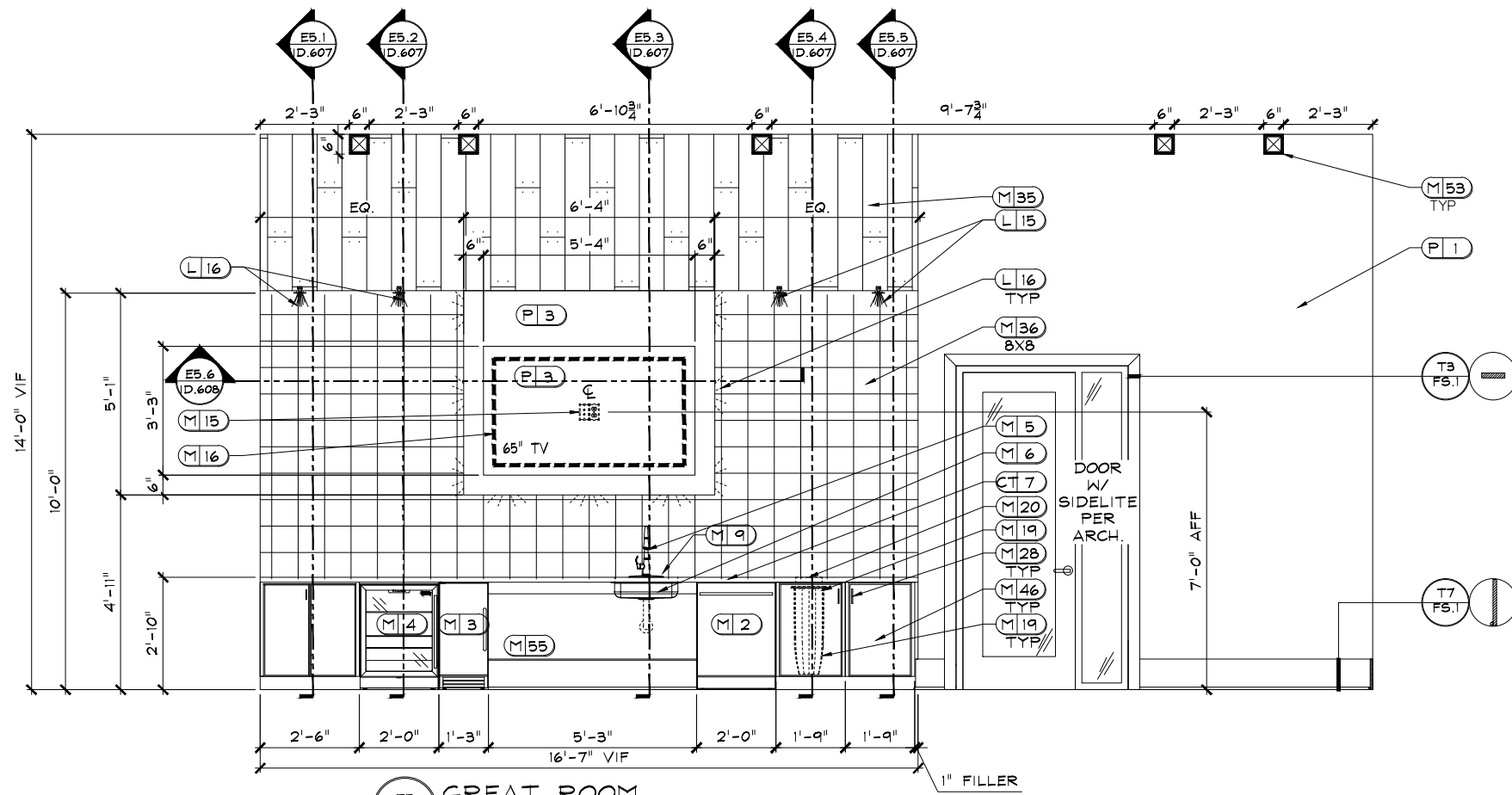
DR	REV.	DATE	REMARKS

**RELEASED FOR CONSTRUCTION**  
BEGIN DATE: 12.13.21  
RELEASE DATE: 03.11.22  
DESIGNER: JW  
CAD DESIGNER: TP  
REVIEWED BY: TP, JW, MG

JOB #: 21354  
TITLE: INTERIOR ELEVATIONS & DETAILS  
SHEET: ID.606

P:\...2021-PROJ\21-MISC\21354-ELEVATIONS\21354-ELEV.dwg Mar 10, 2022 - 7:00am

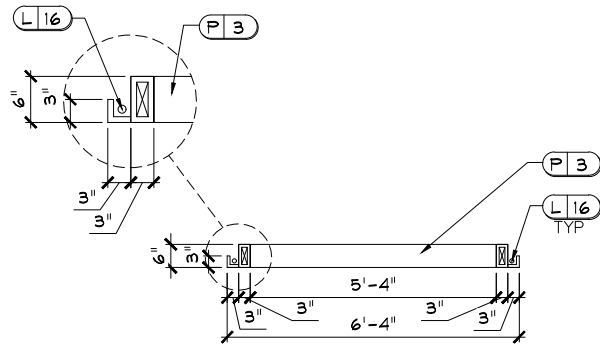




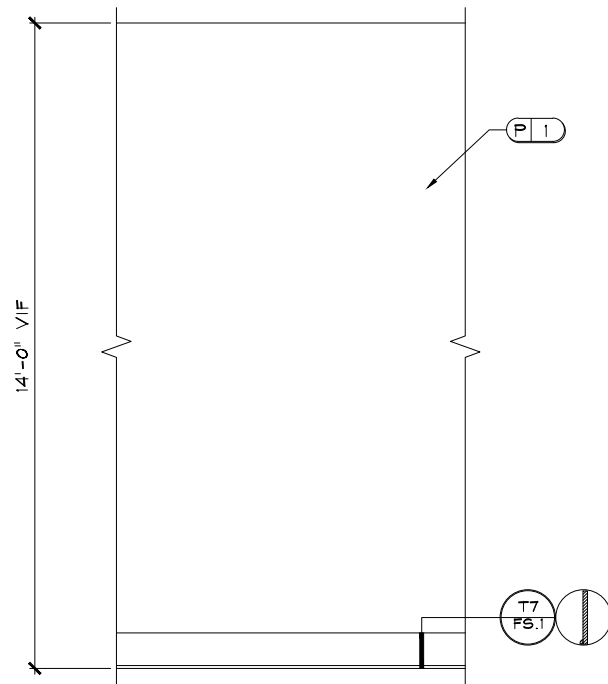
DR	REV.	DATE	REMARKS

**RELEASED FOR CONSTRUCTION**  
 BEGIN DATE: 12.13.21  
 RELEASE DATE: 03.11.22  
 DESIGNER: JW  
 CAD DESIGNER: TP  
 REVIEWED BY: TP, JW, MG

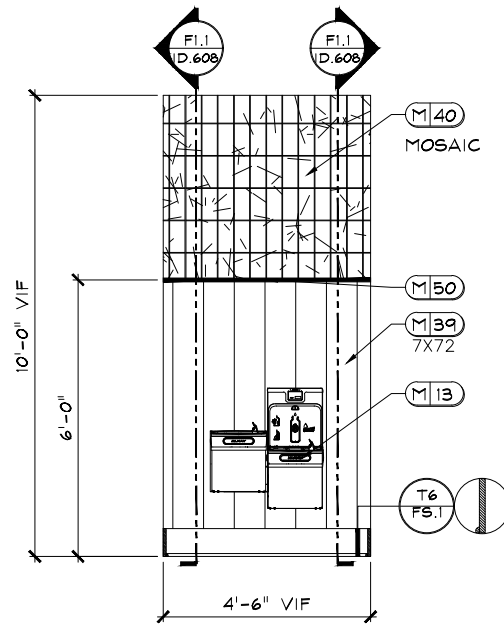
P:\\_2021-PROJ\21-MISC\21354-ELEVATIONS\21354-ELEV.dwg Mar 10, 2022 - 7:00am



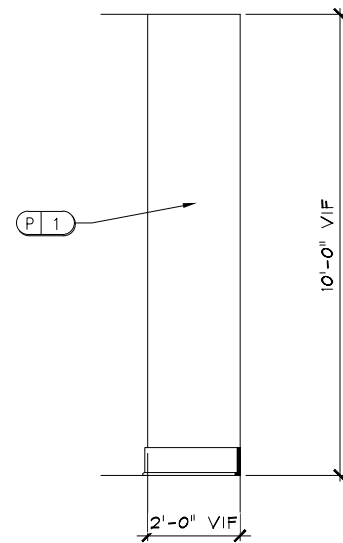
**E5.6 SECTION**  
D.608 SCALE: 1/2" = 1'-0"



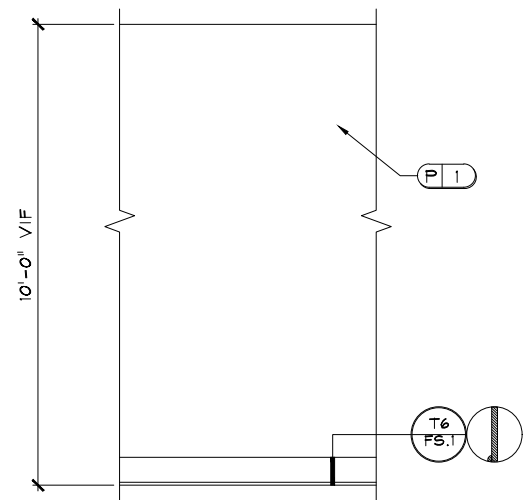
**E6 GREAT ROOM TYP.**  
D.608 SCALE: 1/2" = 1'-0"  
NOTE: ALL TRIM TO BE PAINTED P2.



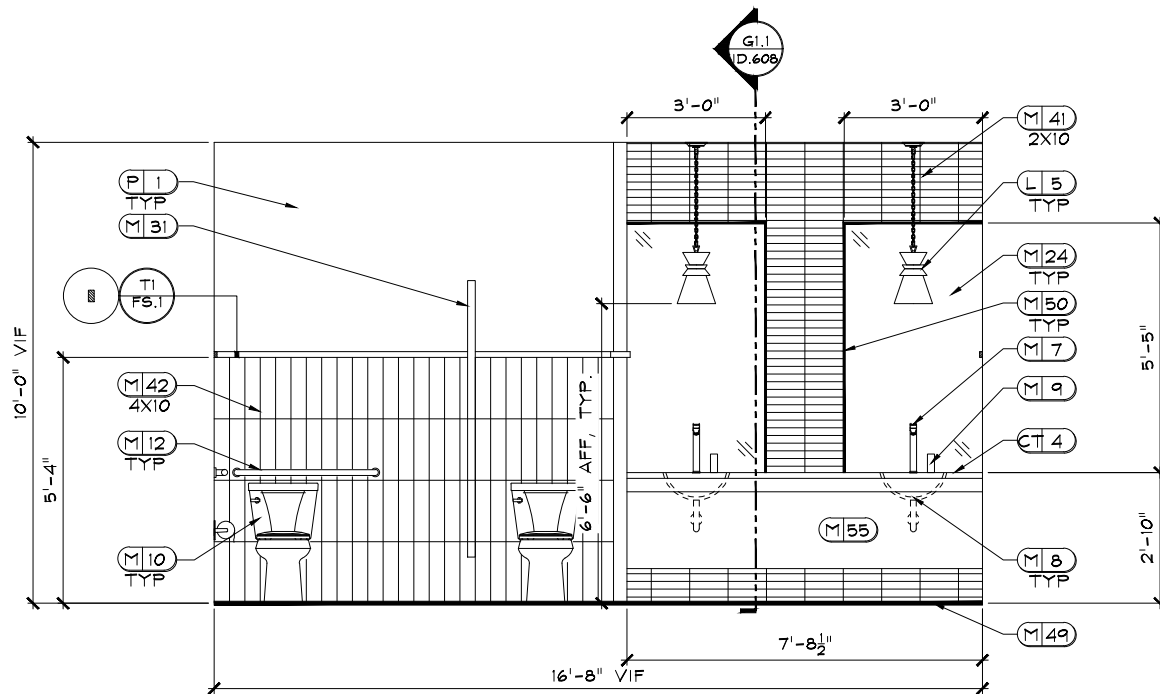
**F1 HALL**  
D.608 SCALE: 1/2" = 1'-0"  
NOTE: ALL TRIM TO BE PAINTED P2.



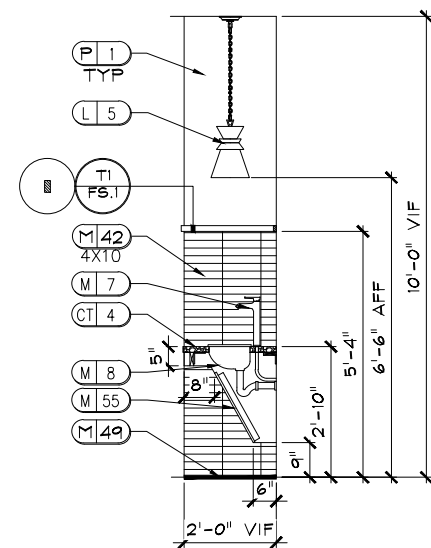
**F1.1 SECTION**  
D.608 SCALE: 1/2" = 1'-0"



**F2 HALL TYP.**  
D.608 SCALE: 1/2" = 1'-0"  
NOTE: ALL TRIM TO BE PAINTED P2.

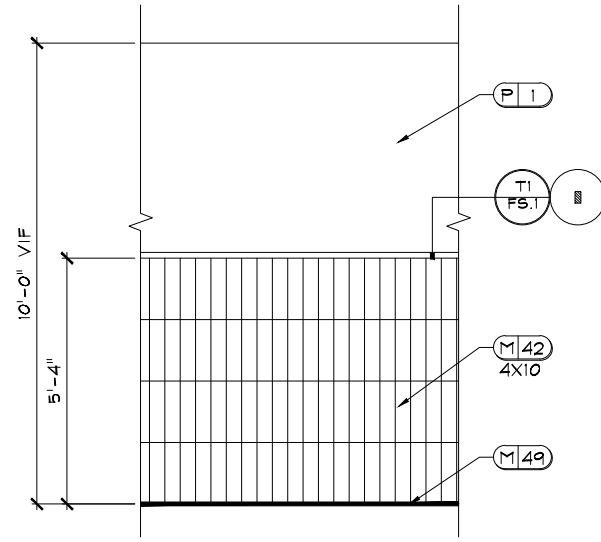


**G1 WOMEN'S RR**  
D.608 SCALE: 1/2" = 1'-0"  
NOTE: 1. ALL TRIM TO BE PAINTED P5.  
2. REFER TO ID.200A FOR LIGHTING LOCATIONS.

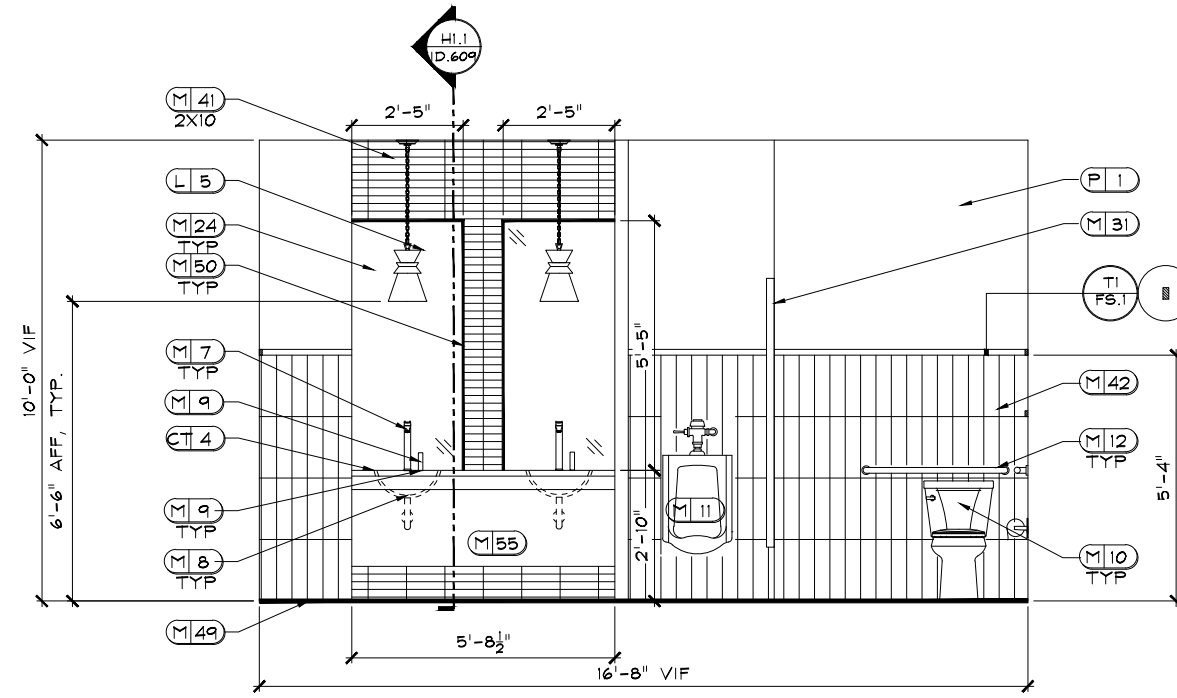


**G1.1 SECTION**  
D.608 SCALE: 1/2" = 1'-0"

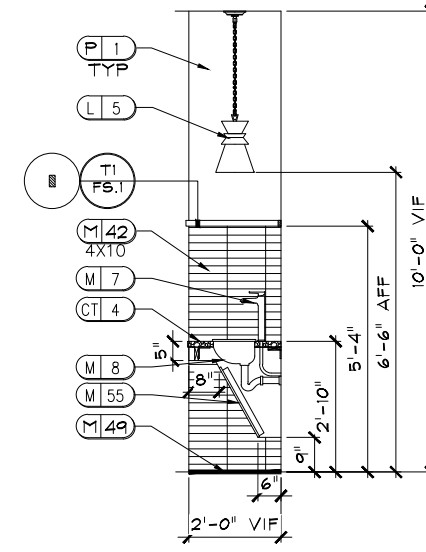
DR	REV.	DATE	REMARKS



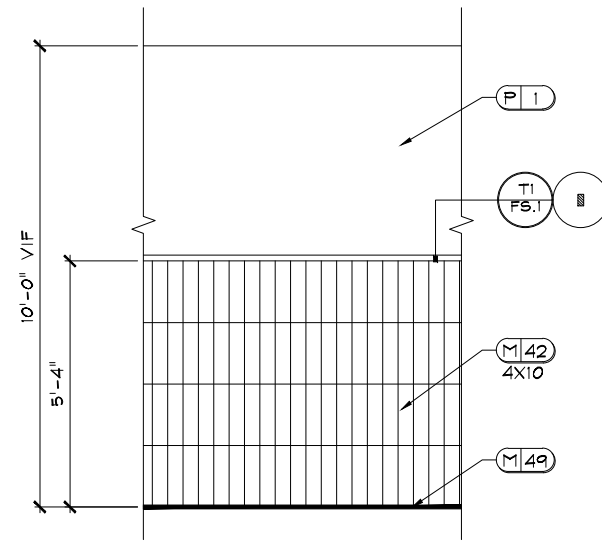
**G2** WOMEN'S RR TYP.  
 D.609 SCALE: 1/2" = 1'-0"  
 NOTE: ALL TRIM TO BE PAINTED P5.



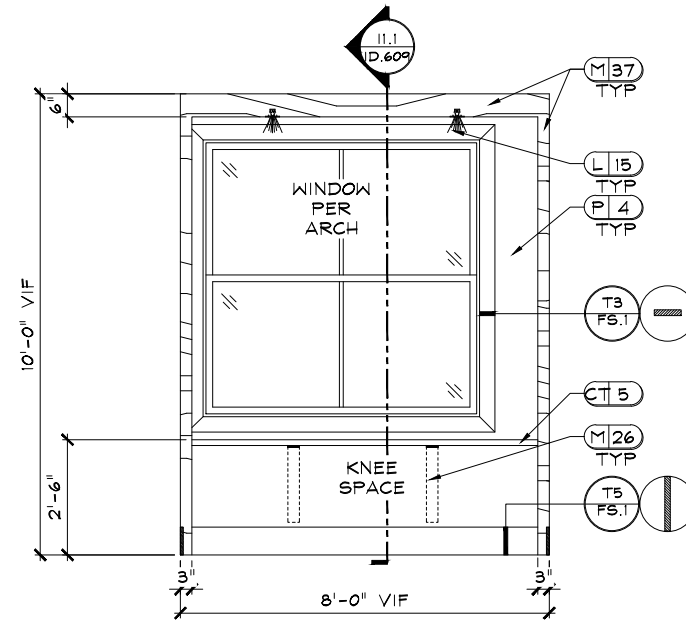
**H1** MEN'S RR  
 D.609 SCALE: 1/2" = 1'-0"  
 NOTE: ALL TRIM TO BE PAINTED P5.



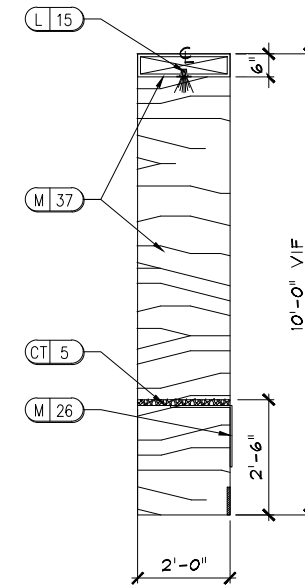
**H1.1** SECTION  
 D.609 SCALE: 1/2" = 1'-0"



**H2** MEN'S RR TYP.  
 D.609 SCALE: 1/2" = 1'-0"  
 NOTE: ALL TRIM TO BE PAINTED P5.



**II** MICRO 1  
 D.609 SCALE: 1/2" = 1'-0"  
 NOTE: 1. ALL TRIM TO BE PAINTED P5.  
 2. USE HIDDEN SUPPORT BRACKET M26 FOR SUPPORT AS NEEDED, MUST BE INSTALLED PRIOR TO INSTALLATION OF DRYWALL AND WITH REQUIRED BLOCKING.  
 3. REFER TO ID.200B FOR LIGHTING LOCATIONS.



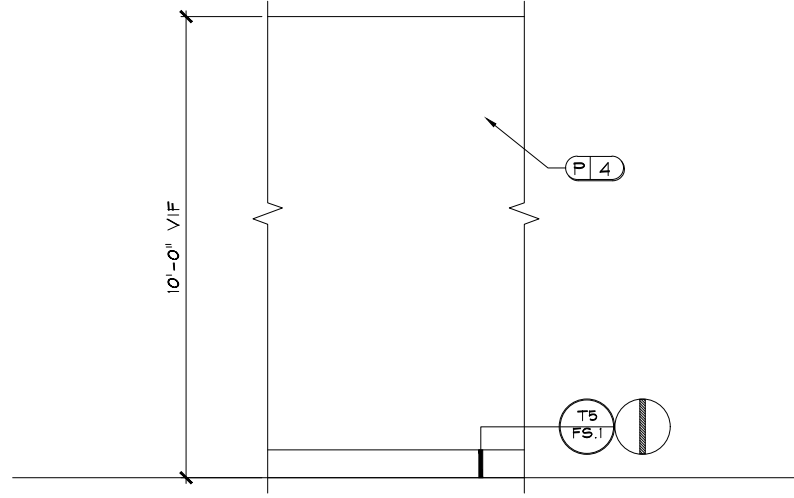
**11.1** SECTION  
 D.609 SCALE: 1/2" = 1'-0"

**CLUB/ LEASING @**  
**POWDER SPRINGS, GA**  
**NOVARE GROUP HOLDINGS**

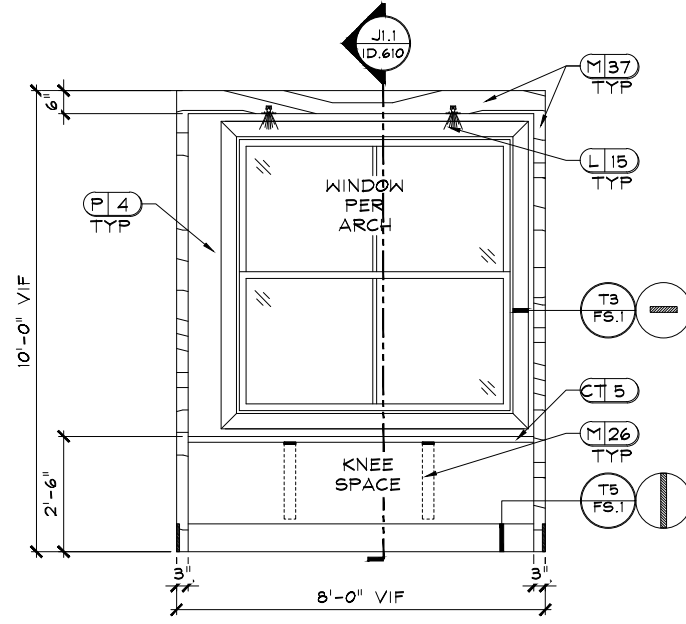
DR	REV.	DATE	REMARKS

**RELEASED FOR CONSTRUCTION**  
 BEGIN DATE: 12.13.21  
 RELEASE DATE: 03.11.22  
 DESIGNER: JW  
 CAD DESIGNER: TP  
 REVIEWED BY: TP, JW, MG

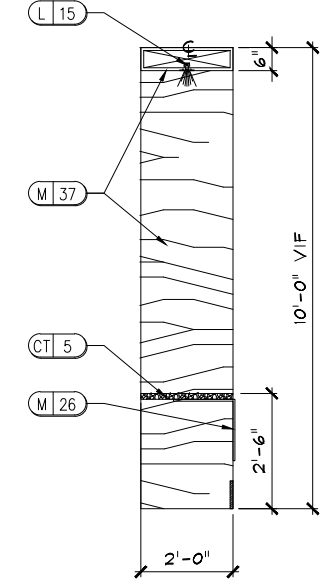
P:\\_2021-PROJ\21-MISC\21354-ELEVATIONS\21354-ELEV.dwg Mar 10, 2022 - 7:00am



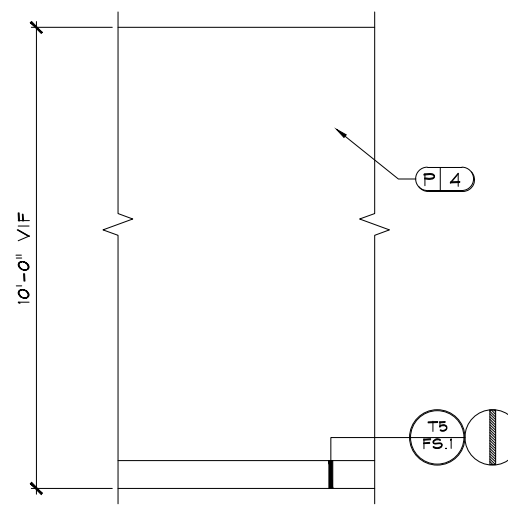
**J2** MICRO 1 TYP.  
 ID.610 SCALE: 1/2" = 1'-0"  
 NOTE: ALL TRIM TO BE PAINTED P5.



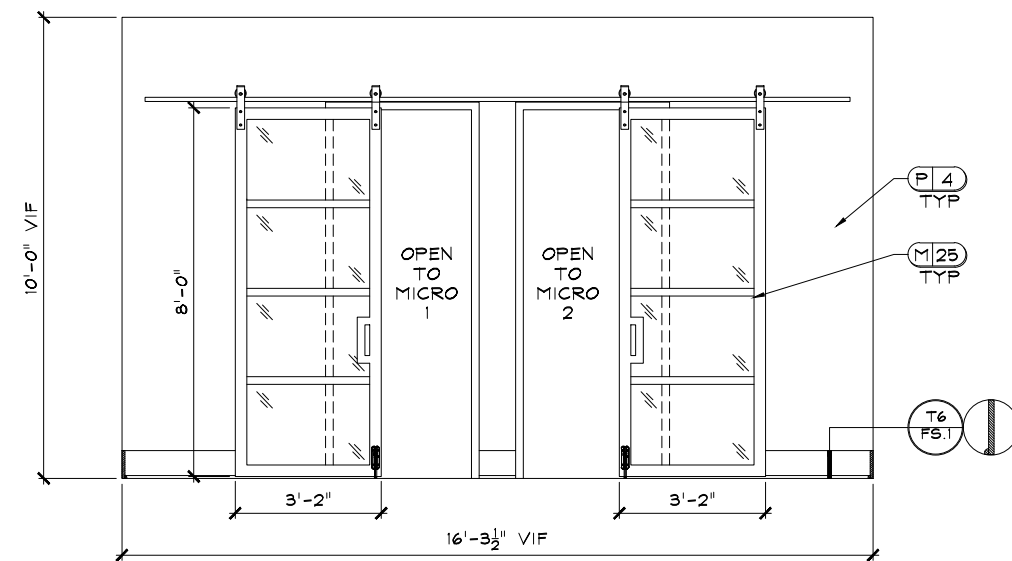
**J1** MICRO 2  
 ID.610 SCALE: 1/2" = 1'-0"  
 NOTE: 1. ALL TRIM TO BE PAINTED P5.  
 2. USE HIDDEN SUPPORT BRACKET M26 FOR SUPPORT AS NEEDED, MUST BE INSTALLED PRIOR TO INSTALLATION OF DRYWALL AND WITH REQUIRED BLOCKING.  
 3. REFER TO ID.200B FOR LIGHTING LOCATIONS.  
 4. MITER ALL EDGES OF M37.



**J1.1** SECTION  
 ID.610 SCALE: 1/2" = 1'-0"



**J2** MICRO 2 TYP.  
 ID.610 SCALE: 1/2" = 1'-0"  
 NOTE: ALL TRIM TO BE PAINTED P5.



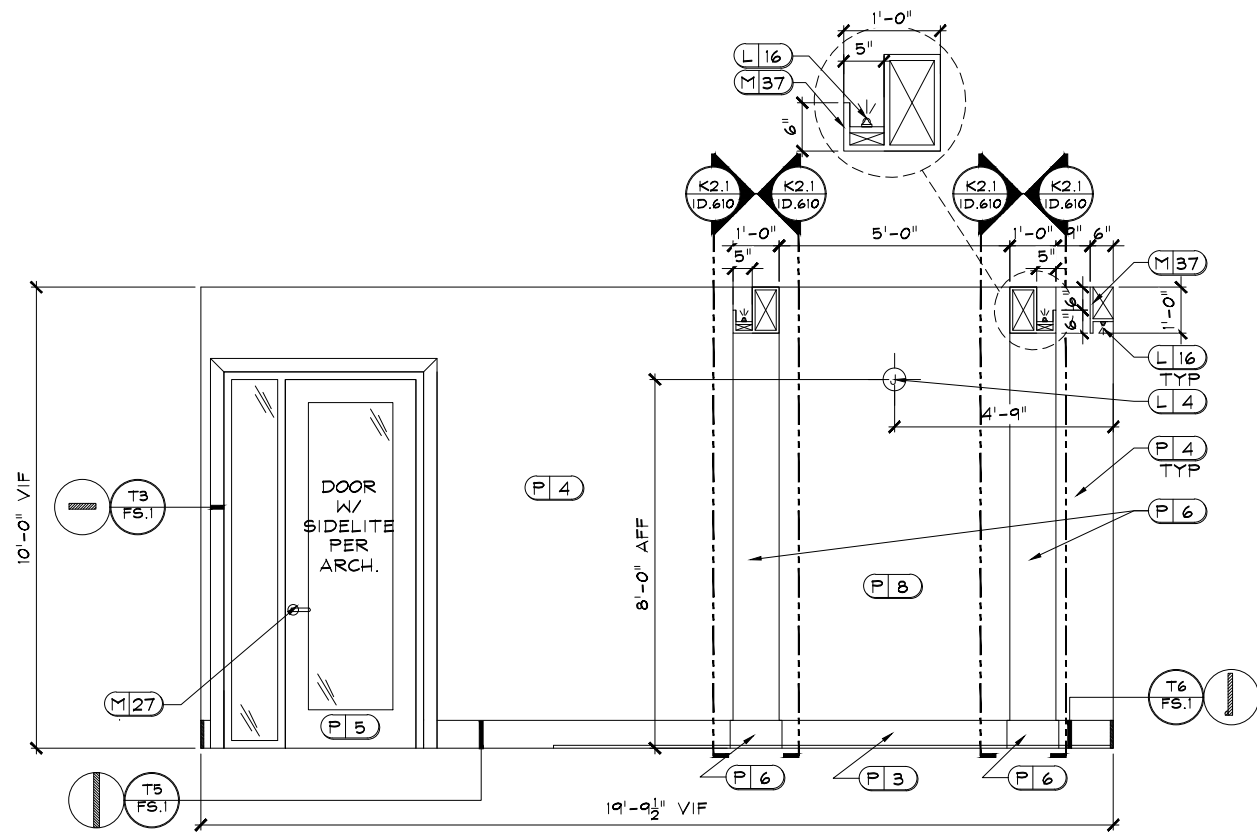
**K1** MULTI PURPOSE ROOM  
 ID.610 SCALE: 1/2" = 1'-0"  
 NOTE: 1. ALL TRIM TO BE PAINTED P5 UNLESS NOTED OTHERWISE.  
 2. T6/ FS.1 TO BE PAINTED P3.

DR	REV.	DATE	REMARKS

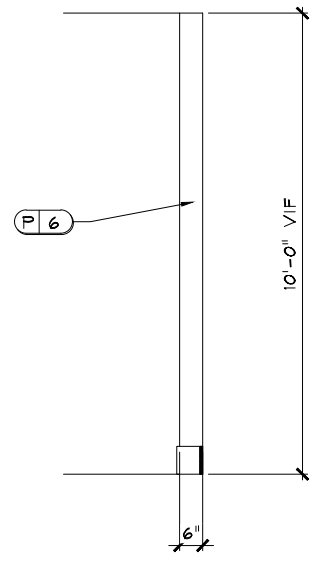
<b>RELEASED FOR CONSTRUCTION</b>
BEGIN DATE: 12.13.21
RELEASE DATE: 03.11.22
DESIGNER: JW
CAD DESIGNER: TP
REVIEWED BY: TP, JW, MG

P:\...\_2021-PROJ\21-MISC\21354-ELEVATIONS\21354-ELEV.dwg Mar 10, 2022 - 7:00am


P:\2021-PROJ\21-MISC\21354-ELEVATIONS\21354-ELEV.dwg Mar 10, 2022 - 7:00am



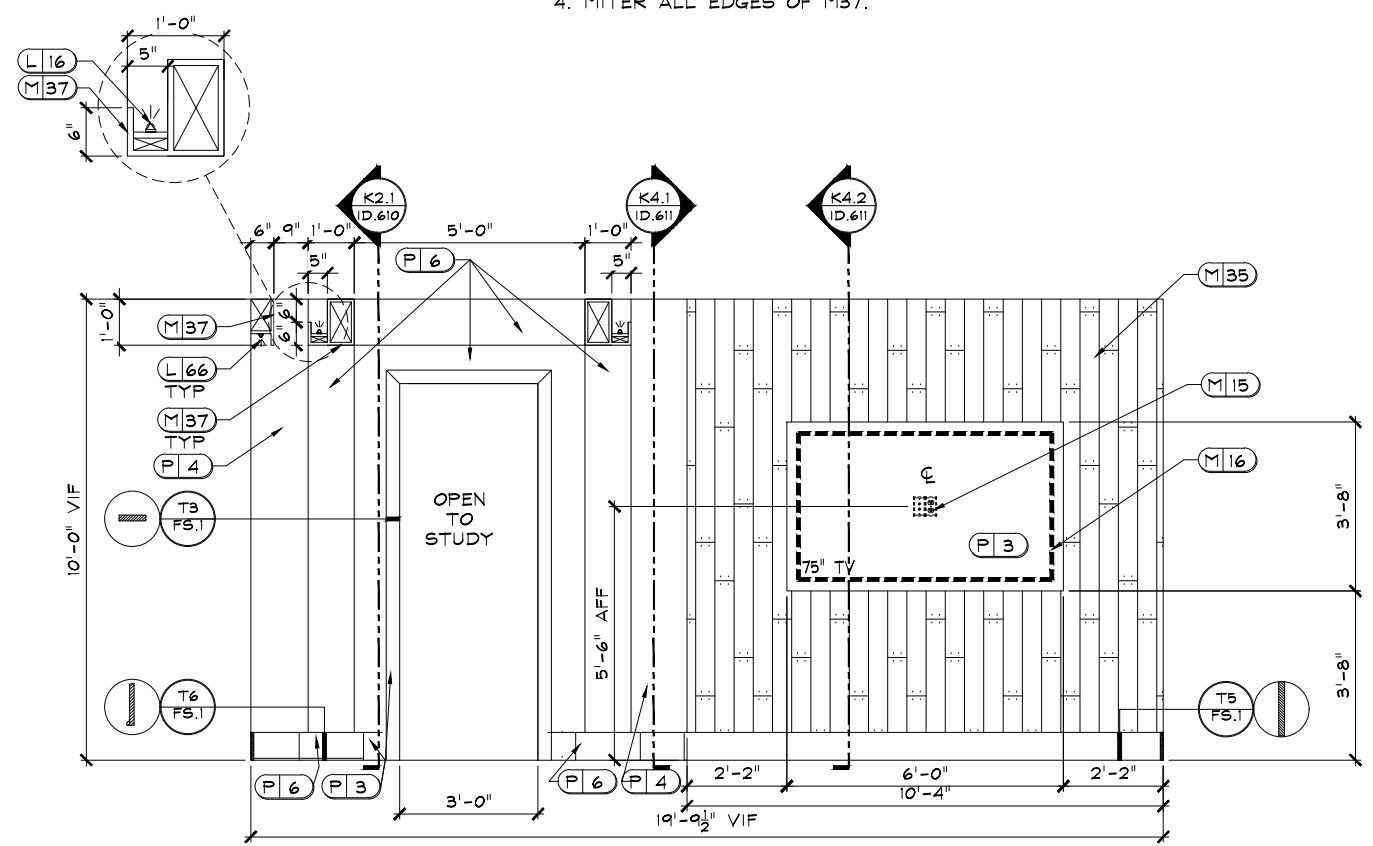
**K2 MULTI PURPOSE ROOM**  
 ID.611 SCALE: 1/2" = 1'-0"  
 NOTE: 1. ALL TRIM TO BE PAINTED P5 UNLESS NOTED OTHERWISE.  
 2. T6/ FS.1 TO BE PAINTED P3.  
 4. MITER ALL EDGES OF M37.



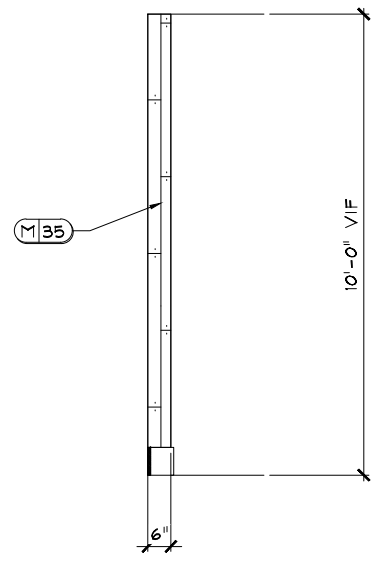
**K2.1 SECTION**  
 ID.611 SCALE: 1/2" = 1'-0"



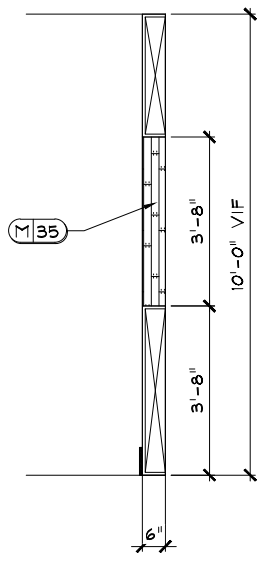
**K3 MULTI PURPOSE ROOM**  
 ID.611 SCALE: 1/2" = 1'-0"  
 NOTE: 1. ALL TRIM TO BE PAINTED P5.  
 2. WALL TO BE SMOOTH FINISH.



**K4 MULTI PURPOSE ROOM**  
 ID.611 SCALE: 1/2" = 1'-0"  
 NOTE: 1. ALL TRIM TO BE PAINTED P5 UNLESS NOTED OTHERWISE.  
 2. REFER TO ID.200B FOR LIGHTING LOCATIONS.  
 3. MITER ALL EDGES OF M35 AND M37.  
 4. T5/ FS.1 AT BUMP-OUT TO BE PAINTED P3.



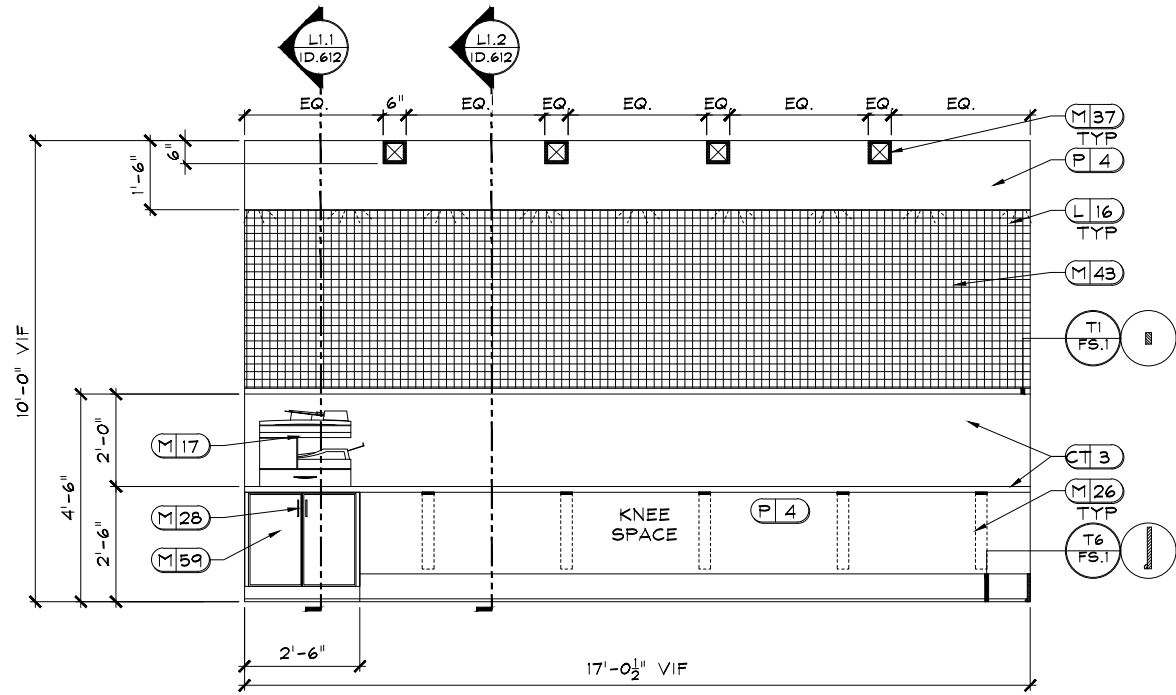
**K4.1 SECTION**  
 ID.611 SCALE: 1/2" = 1'-0"



**K4.2 SECTION**  
 ID.611 SCALE: 1/2" = 1'-0"

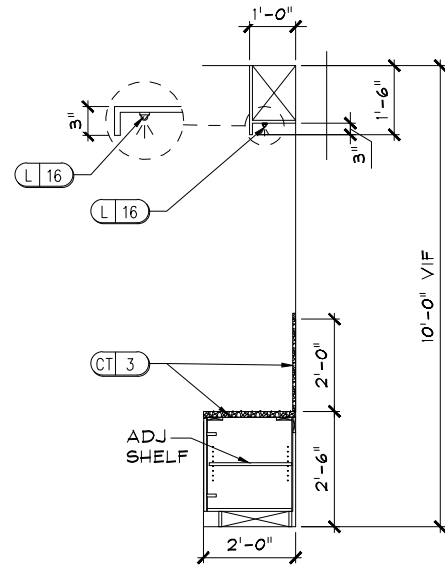
DR	REV.	DATE	REMARKS

**RELEASED FOR CONSTRUCTION**  
 BEGIN DATE: 12.13.21  
 RELEASE DATE: 03.11.22  
 DESIGNER: JW  
 CAD DESIGNER: TP  
 REVIEWED BY: TP, JW, MG

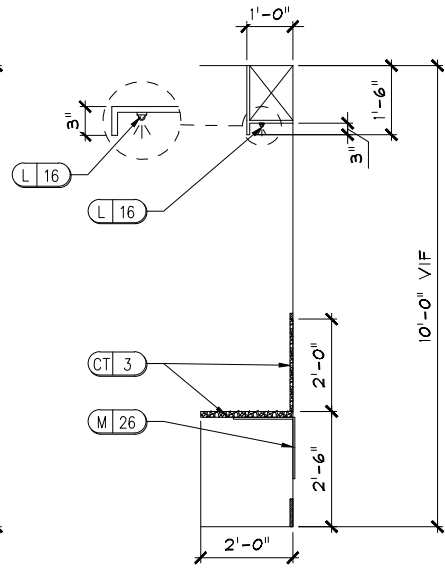


**L1 STUDY**  
 ID.612 SCALE: 1/2" = 1'-0"

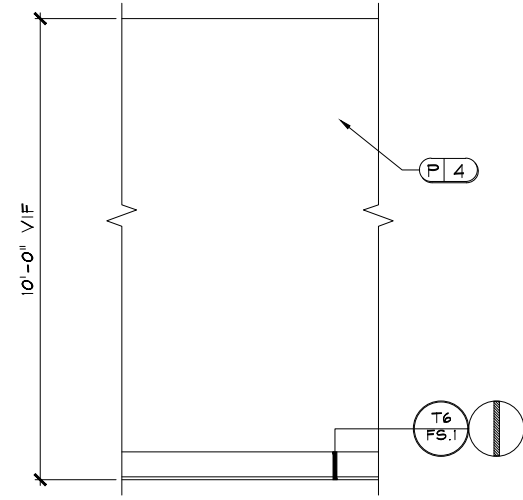
NOTE: 1. ALL TRIM TO BE PAINTED P5.  
 2. USE HIDDEN SUPPORT BRACKET M26 FOR SUPPORT AS NEEDED, MUST BE INSTALLED PRIOR TO INSTALLATION OF DRYWALL AND WITH REQUIRED BLOCKING.  
 3. MITER ALL EDGES OF M37.



**L1.1 SECTION**  
 ID.612 SCALE: 1/2" = 1'-0"

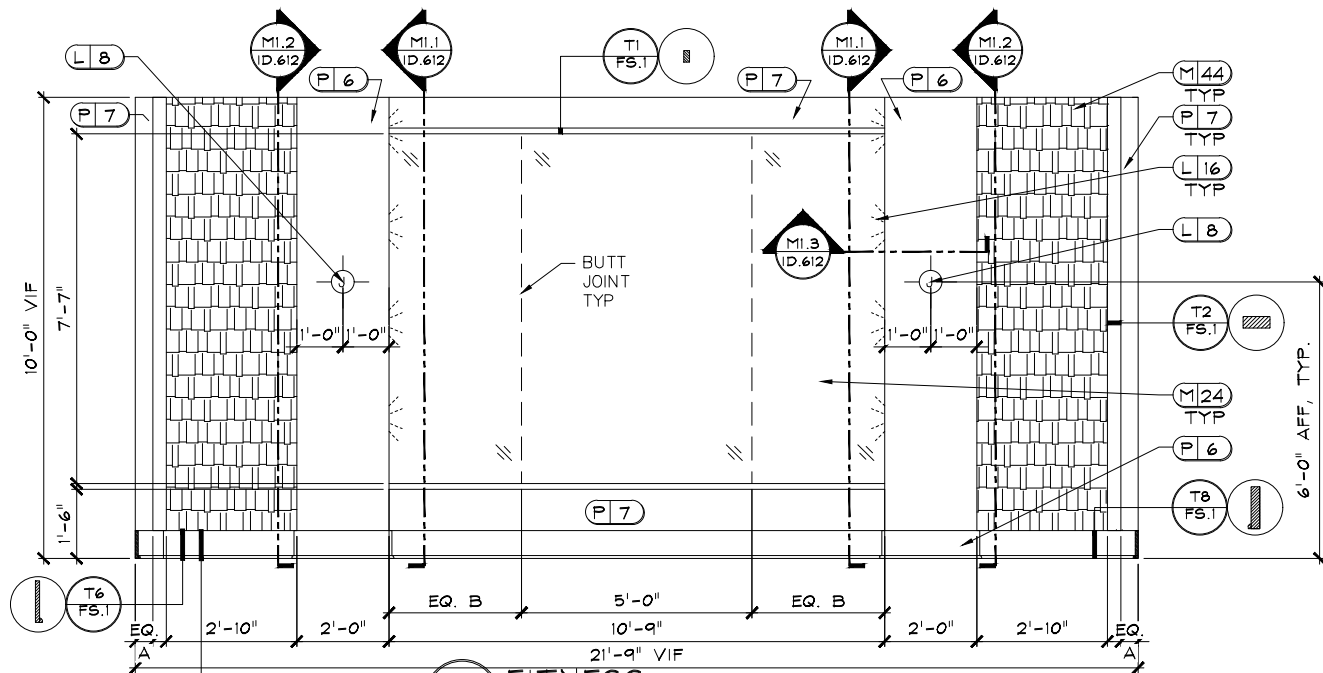


**L1.2 SECTION**  
 ID.612 SCALE: 1/2" = 1'-0"



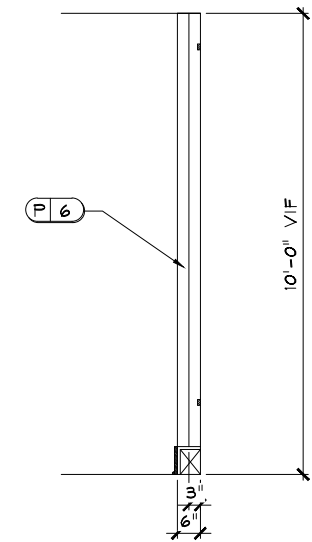
**L2 STUDY TYP.**  
 ID.612 SCALE: 1/2" = 1'-0"

NOTE: ALL TRIM TO BE PAINTED P5.

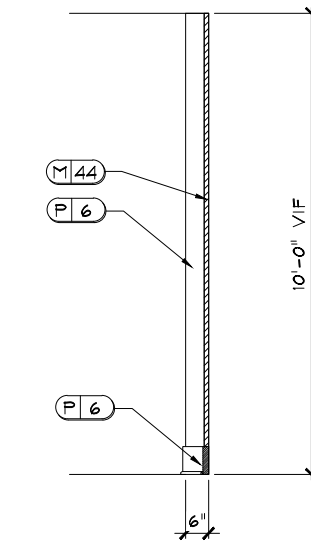


**M1 FITNESS**  
 ID.612 SCALE: 1/2" = 1'-0"

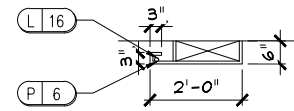
NOTE: 1. ALL TRIM TO BE PAINTED P5 UNLESS NOTED OTHERWISE.  
 2. WALL TO BE SMOOTH FINISH.  
 3. T6/ FS.1 TO BE PAINTED P6 AS SHOWN.



**M1.1 SECTION**  
 ID.612 SCALE: 1/2" = 1'-0"



**M1.2 SECTION**  
 ID.612 SCALE: 1/2" = 1'-0"



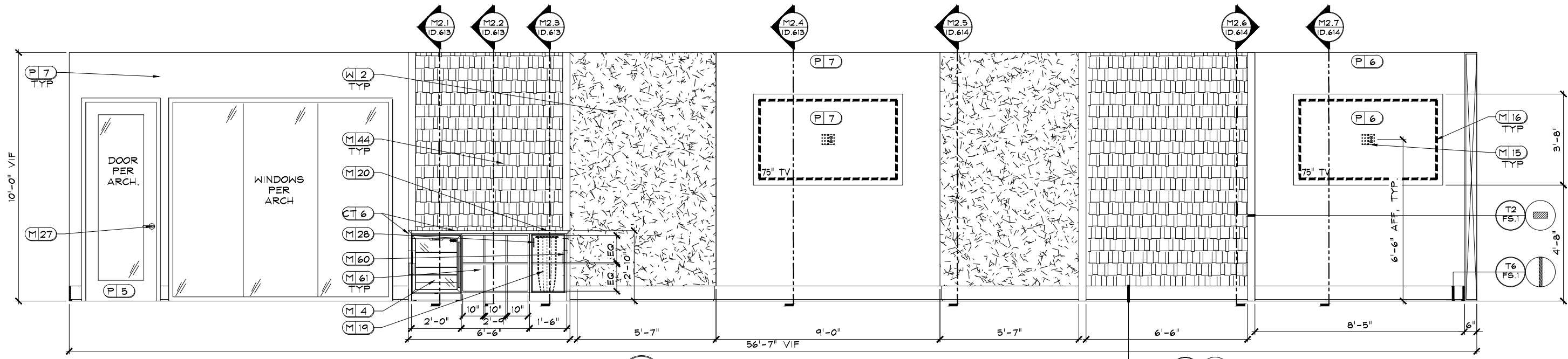
**M1.3 SECTION**  
 ID.612 SCALE: 1/2" = 1'-0"

DR	REV.	DATE	REMARKS

**RELEASED FOR CONSTRUCTION**  
 BEGIN DATE: 12.13.21  
 RELEASE DATE: 03.11.22  
 DESIGNER: JW  
 CAD DESIGNER: TP  
 REVIEWED BY: TP, JW, MG

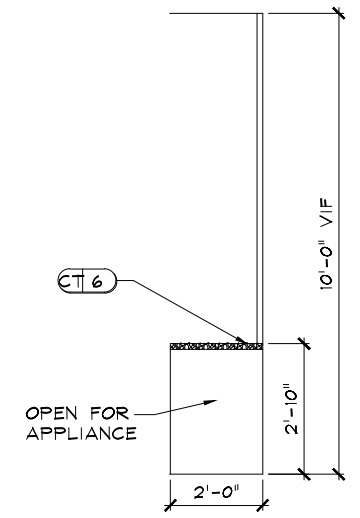
P:\...\_2021-PROJ\21-MISC\21354-ELEVATIONS\21354-ELEV.dwg Mar 10, 2022 - 7:00am

P:\...2021-PROJ\21-MISC\21354-ELEVATIONS\21354-ELEV.dwg Mar 10, 2022 - 7:00am

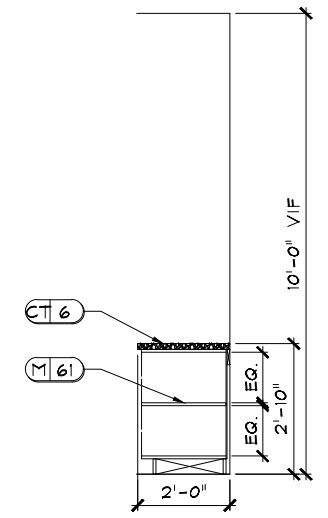


**M2 FITNESS, YOGA**  
D.613

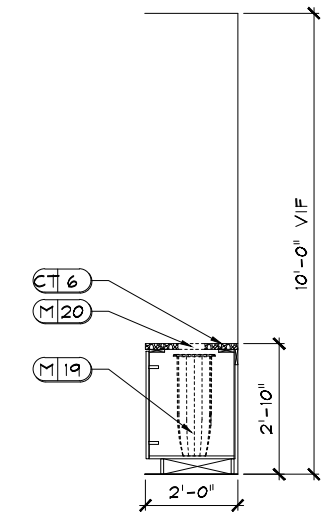
SCALE: 1/2" = 1'-0"  
NOTE: 1. ALL TRIM TO BE PAINTED P5 UNLESS OTHERWISE NOTED.  
2. WALL TO BE SMOOTH FINISH.  
3. T6/ FS.1 TO BE PAINTED P6.



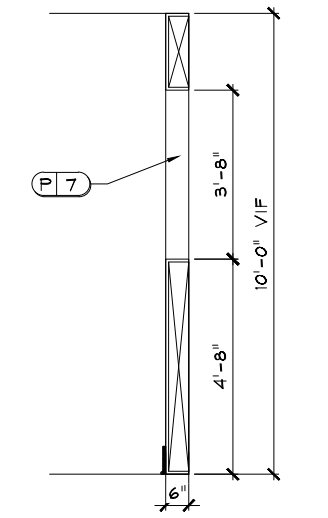
**M2.1 SECTION**  
D.613 SCALE: 1/2" = 1'-0"



**M2.2 SECTION**  
D.613 SCALE: 1/2" = 1'-0"



**M2.3 SECTION**  
D.613 SCALE: 1/2" = 1'-0"



**M2.4 SECTION**  
D.613 SCALE: 1/2" = 1'-0"

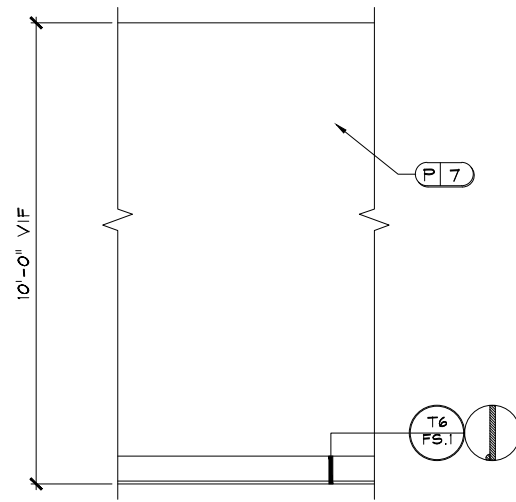
DR	REV.	DATE	REMARKS

**RELEASED FOR CONSTRUCTION**  
BEGIN DATE: 12.13.21  
RELEASE DATE: 03.11.22  
DESIGNER: JW  
CAD DESIGNER: TP  
REVIEWED BY: TP, JW, MG

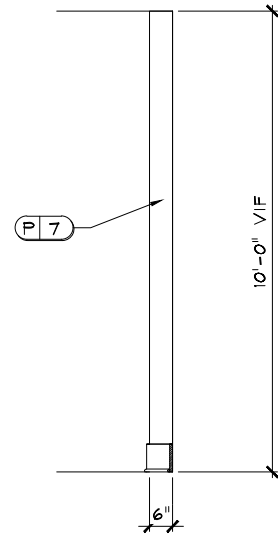
JOB #: 21354  
TITLE: INTERIOR ELEVATIONS & DETAILS  
SHEET: **ID.613**

**CLUB/ LEASING @**  
**POWDER SPRINGS, GA**  
**NOVARE GROUP HOLDINGS**

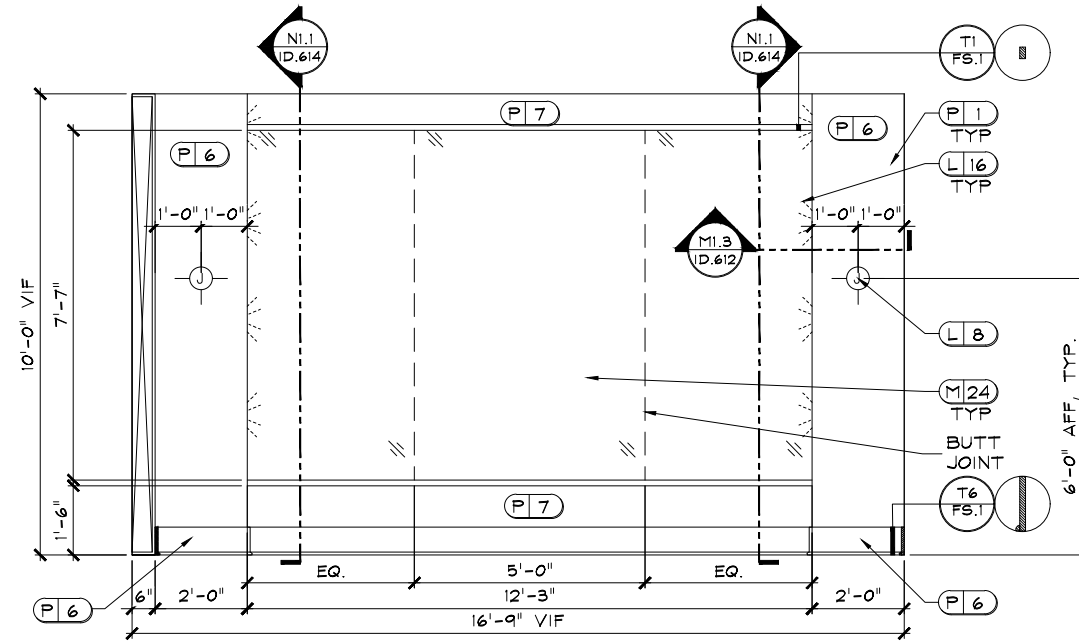
**DEI DESIGN ENVIRONMENTS**  
INTERIOR DESIGN \* SPACE PLANNING \* MARKETING  
3025 CHASTAIN HEAVENS PARKWAY, STE. 200  
PHOENIX, AZ 85028-3003 FAX 774-429-3011  
\* EMAIL: EMAIL@DESIGNENVIRONMENTS.COM \*  
This Drawing is the property of Design Environments, Inc. and may not be reproduced or used without their written permission.



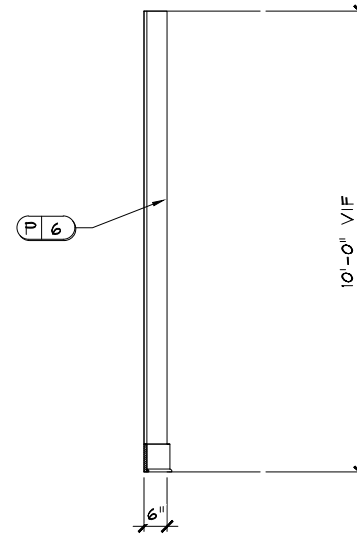
**M3**  
ID.614 **FITNESS TYP.**  
SCALE: 1/2" = 1'-0"  
NOTE: ALL TRIM TO BE PAINTED P5.



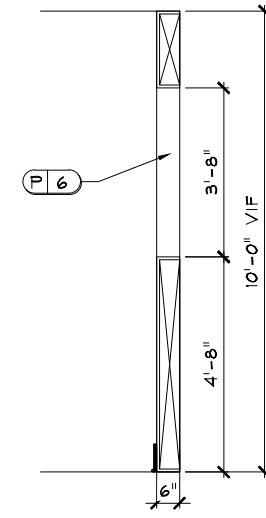
**M2.5**  
ID.614 **SECTION**  
SCALE: 1/2" = 1'-0"



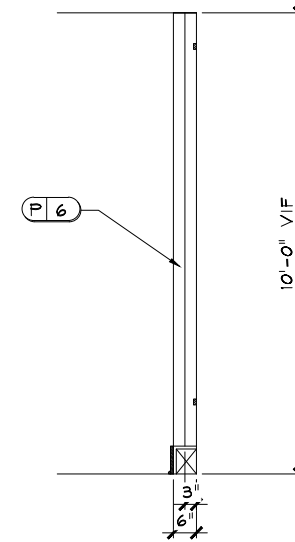
**M1**  
ID.614 **FITNESS**  
SCALE: 1/2" = 1'-0"  
NOTE: 1. ALL TRIM TO BE PAINTED P5 UNLESS OTHERWISE NOTED.  
2. T6/ FS.1 TO BE PAINTED P6 AS SHOWN.



**M2.6**  
ID.614 **SECTION**  
SCALE: 1/2" = 1'-0"



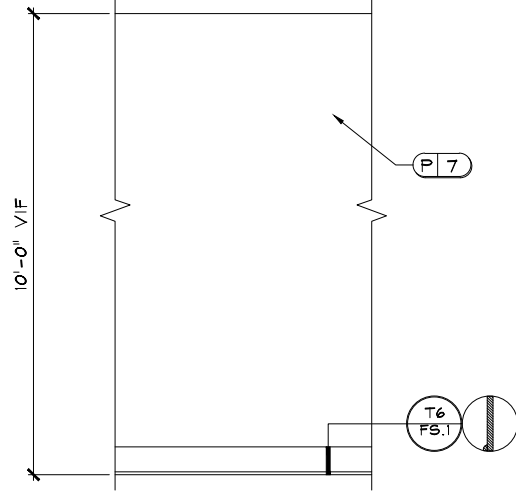
**M2.7**  
ID.614 **SECTION**  
SCALE: 1/2" = 1'-0"



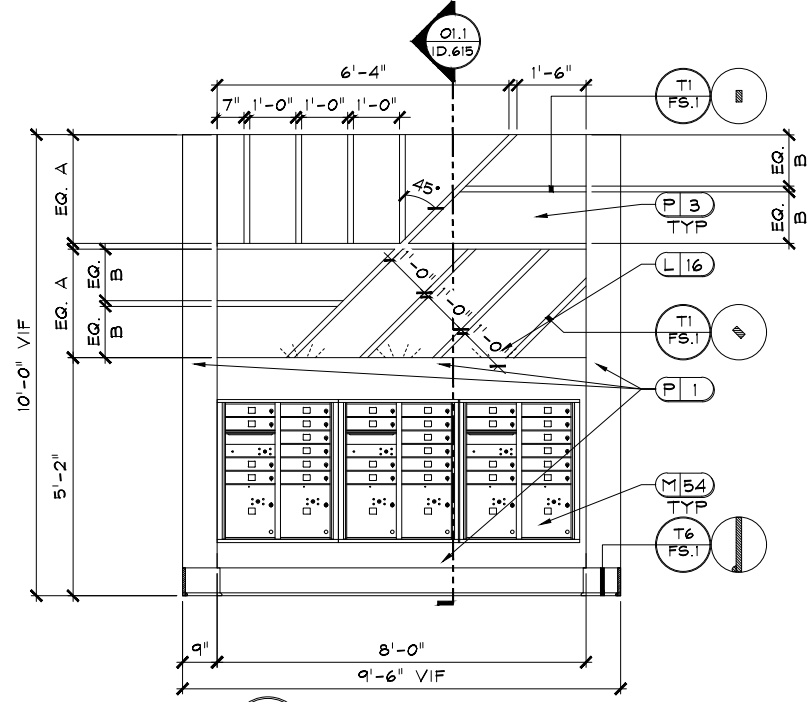
**NI.1**  
ID.614 **SECTION**  
SCALE: 1/2" = 1'-0"

DR	REV.	DATE	REMARKS	HR	XS

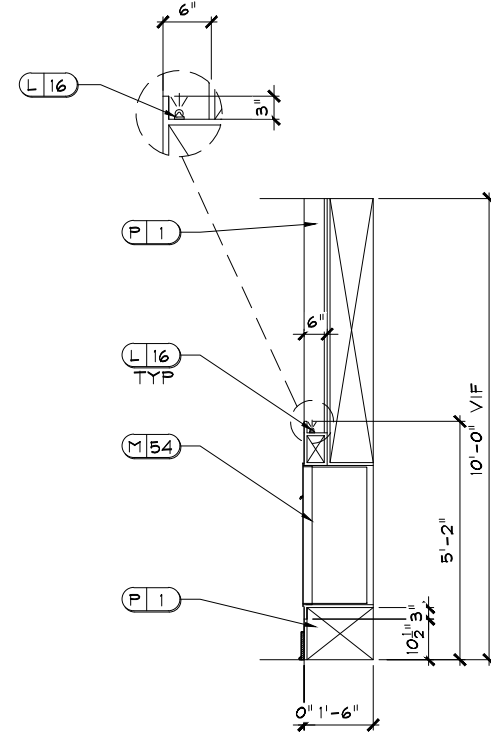




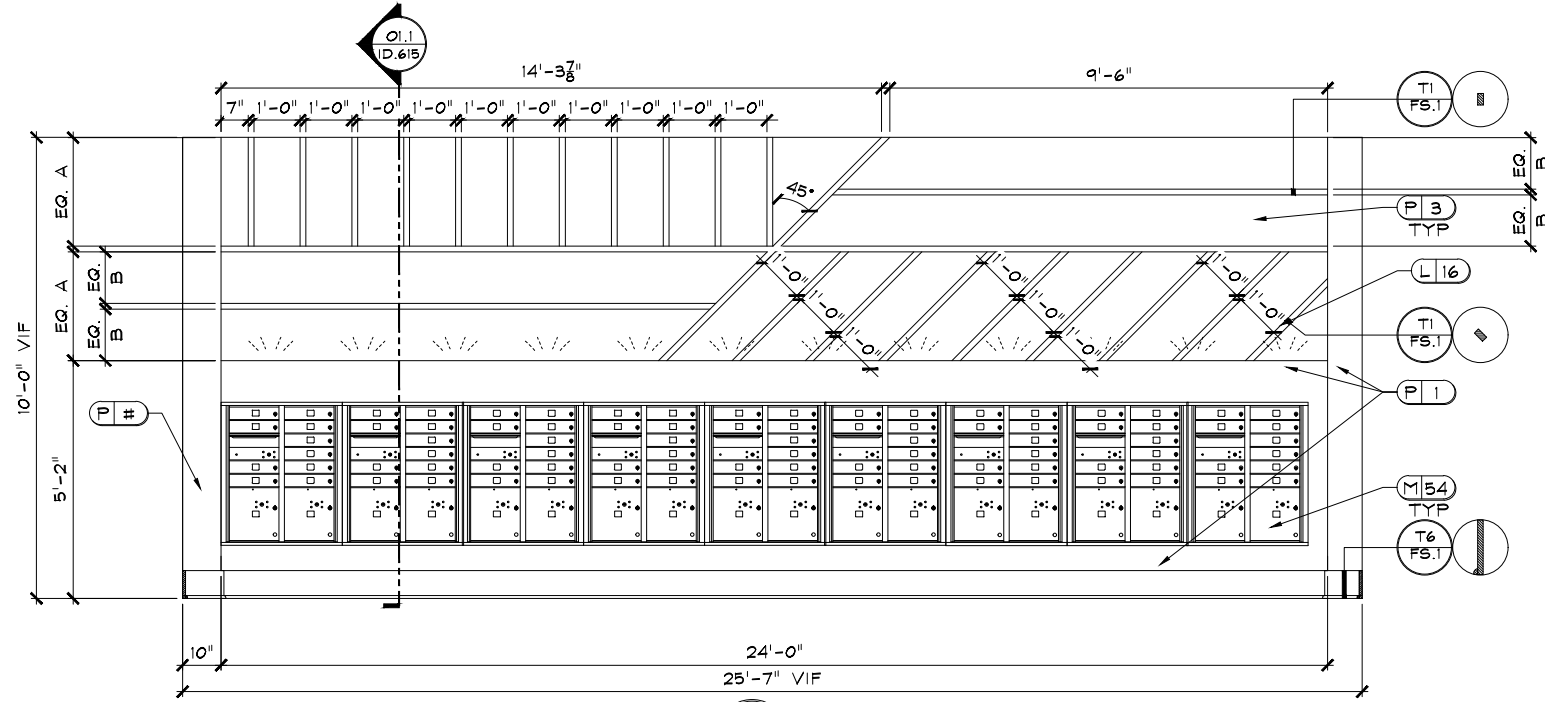
**N2 YOGA TYP.**  
 ID.615 SCALE: 1/2" = 1'-0"  
 NOTE: ALL TRIM TO BE PAINTED P5.



**O1 MAIL**  
 ID.615 SCALE: 1/2" = 1'-0"  
 NOTE: 1. ALL TRIM TO BE PAINTED P2 UNLESS OTHERWISE NOTED.  
 2. T1/FS.1 TO BE PAINTED P3.  
 4. WALL TO BE SMOOTH FINISH.



**O1.1 SECTION**  
 ID.615 SCALE: 1/2" = 1'-0"

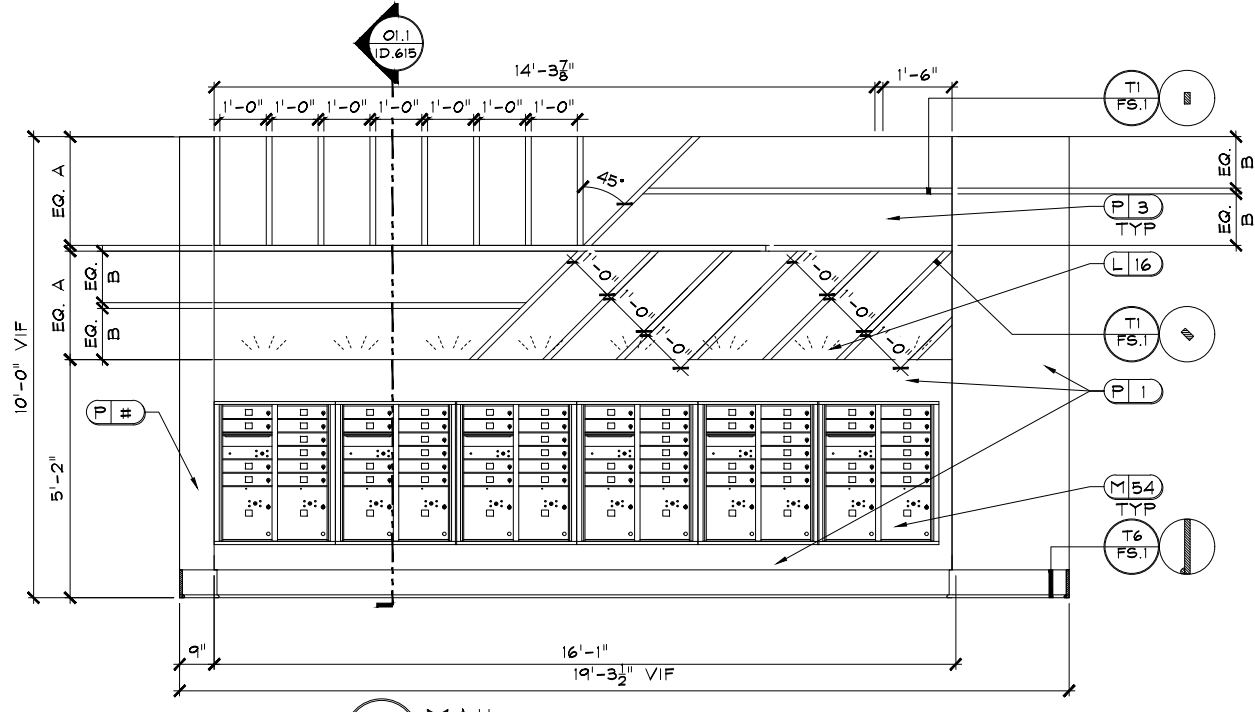


**O2 MAIL**  
 ID.615 SCALE: 1/2" = 1'-0"  
 NOTE: 1. ALL TRIM TO BE PAINTED P2 UNLESS OTHERWISE NOTED.  
 2. T1/FS.1 TO BE PAINTED P3.  
 4. WALL TO BE SMOOTH FINISH.

DR	REV.	DATE	REMARKS
	X		

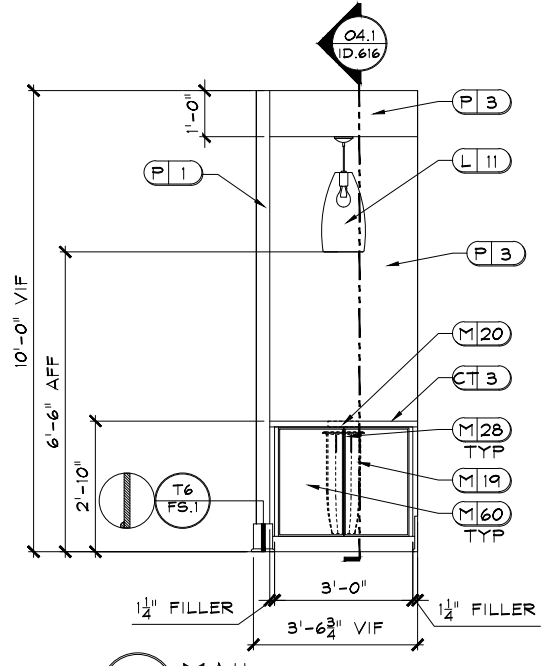
**RELEASED FOR CONSTRUCTION**  
 BEGIN DATE: 12.13.21  
 RELEASE DATE: 03.11.22  
 DESIGNER: JW  
 CAD DESIGNER: TP  
 REVIEWED BY: TP, JW, MG

JOB #: 21354  
 TITLE: INTERIOR ELEVATIONS & DETAILS  
 SHEET: **ID.615**



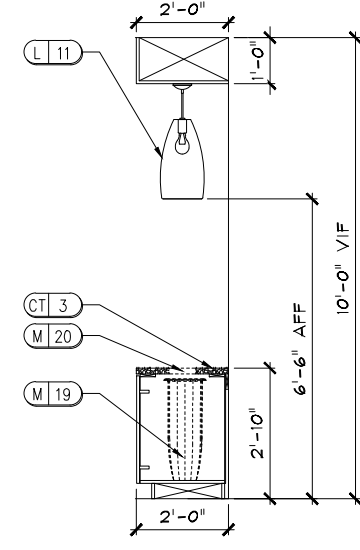
**03 MAIL**  
ID.616

SCALE: 1/2" = 1'-0"  
NOTE: 1. ALL TRIM TO BE PAINTED P2 UNLESS OTHERWISE NOTED.  
2. T1/FS.1 TO BE PAINTED P5.  
3. WALL TO BE SMOOTH FINISH.



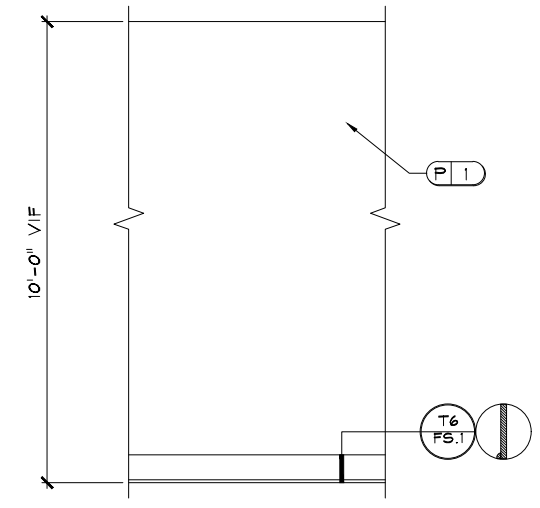
**04 MAIL**  
ID.616

SCALE: 1/2" = 1'-0"  
NOTE: 1. ALL TRIM TO BE PAINTED P2.  
2. REFER TO ID.200B FOR LIGHTING LOCATIONS.



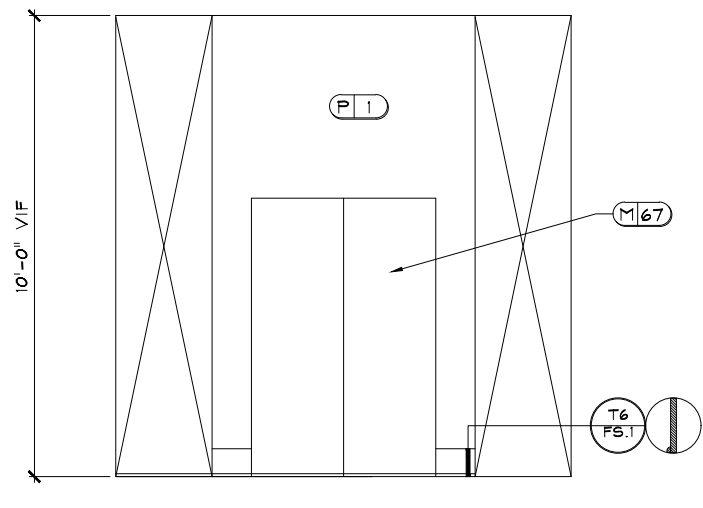
**04.1 SECTION**  
ID.616

SCALE: 1/2" = 1'-0"



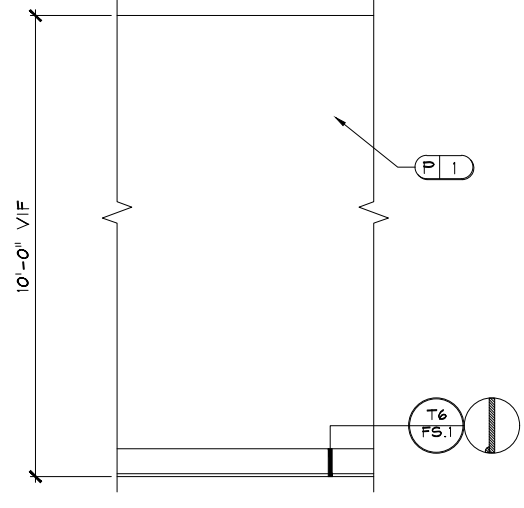
**05 MAIL TYP.**  
ID.616

SCALE: 1/2" = 1'-0"  
NOTE: ALL TRIM TO BE PAINTED P2.



**P1 PACKAGE**  
ID.616

SCALE: 1/2" = 1'-0"  
NOTE: ALL TRIM TO BE PAINTED P2.



**P2 PACKAGE TYP.**  
ID.616

SCALE: 1/2" = 1'-0"  
NOTE: ALL TRIM TO BE PAINTED P2.

INTERIOR DESIGN "SPACE PLANNING" MARKETING  
3025 CHASTAIN MEADOWS PARKWAY STE. 200  
PH: 770-429-3000 FAX: 770-429-3011  
\*EMAIL: DM@DESIGNENVIRONMENTS.COM\*



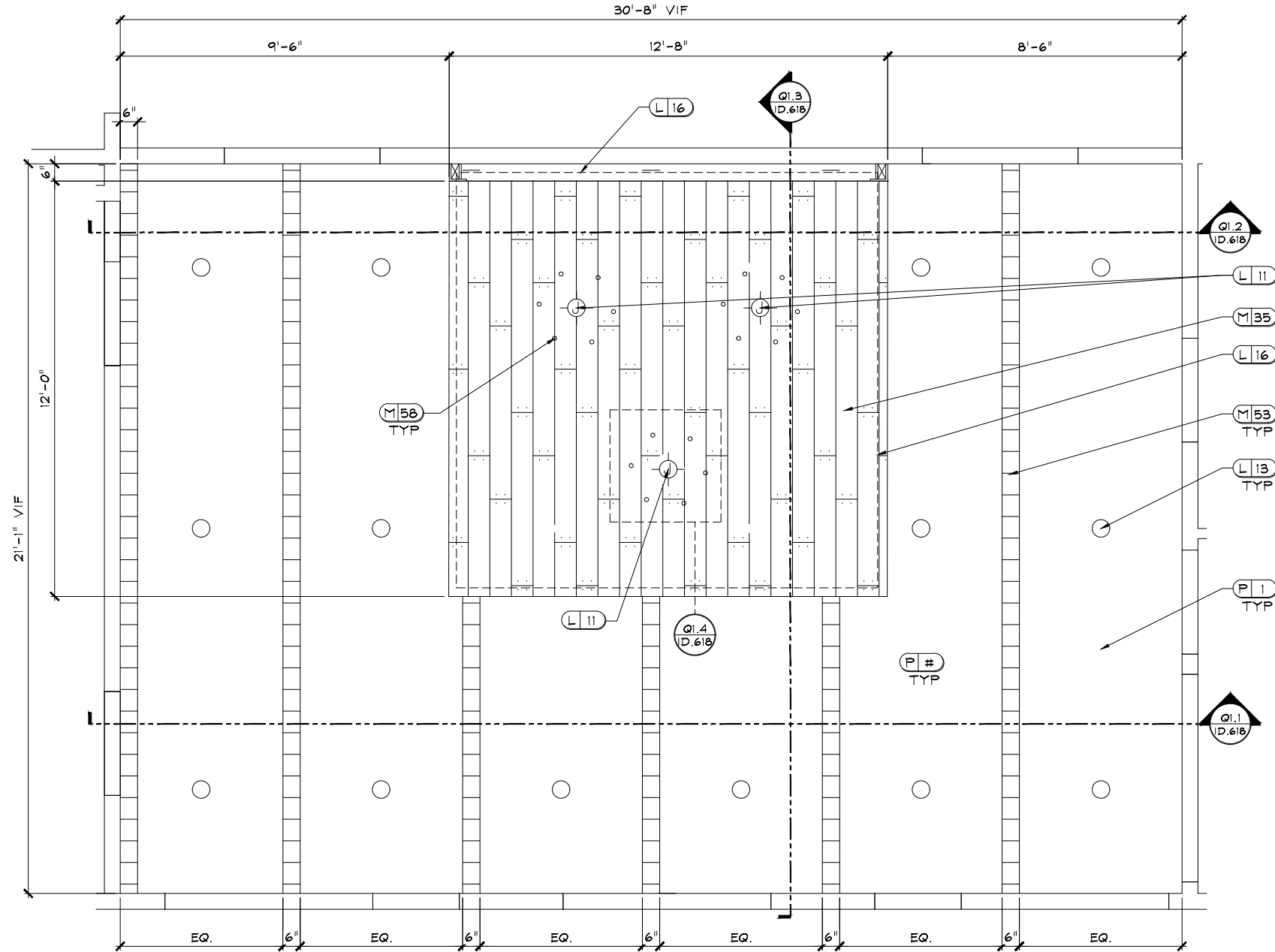
**CLUB/ LEASING @  
POWDER SPRINGS, GA  
NOVARE GROUP HOLDINGS**

DR	REV.	DATE	REMARKS
	X		

**RELEASED FOR CONSTRUCTION**  
BEGIN DATE: 12.13.21  
RELEASE DATE: 03.11.22  
DESIGNER: JW  
CAD DESIGNER: TP  
REVIEWED BY: TP, JW, MG

JOB #: 21354  
TITLE: INTERIOR ELEVATIONS & DETAILS  
SHEET: **ID.616**

P:\...\_2021-PROJ\21-MISC\21354\ELEVATIONS\21354-ELEV.dwg Mar 10, 2022 - 7:01am



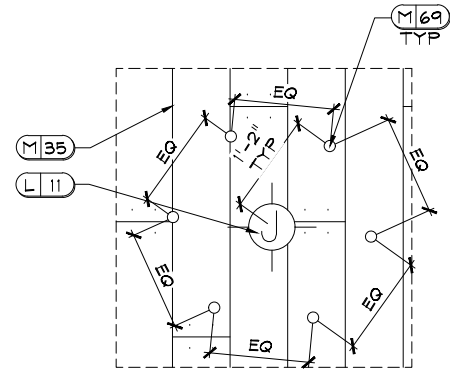
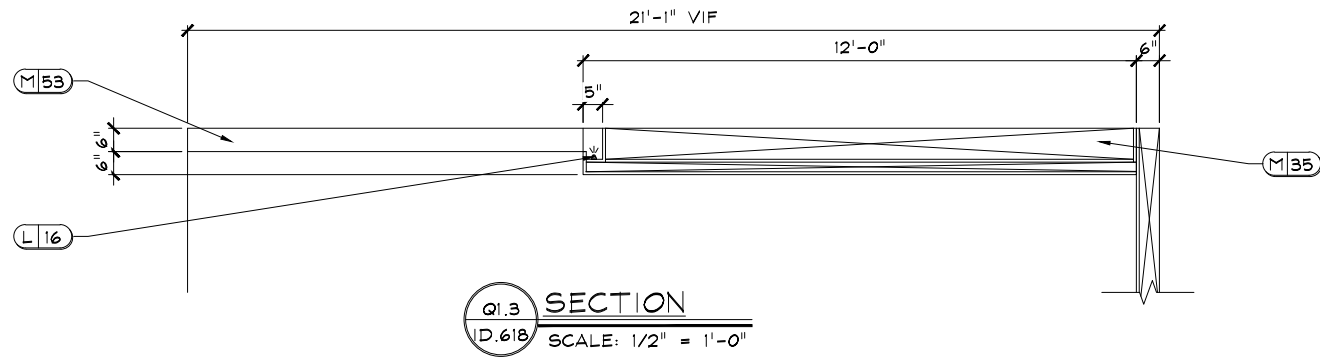
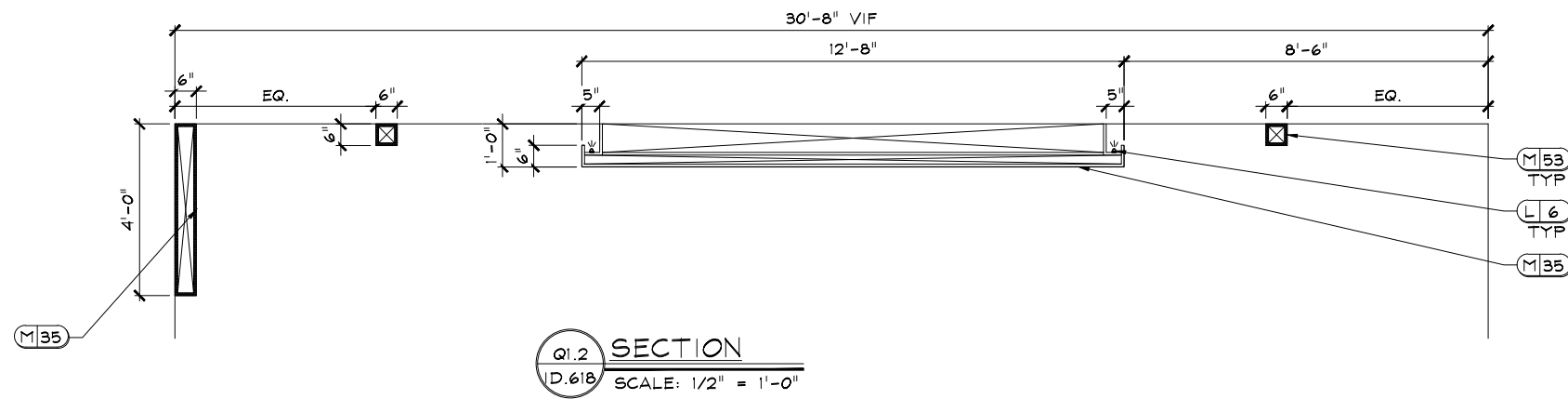
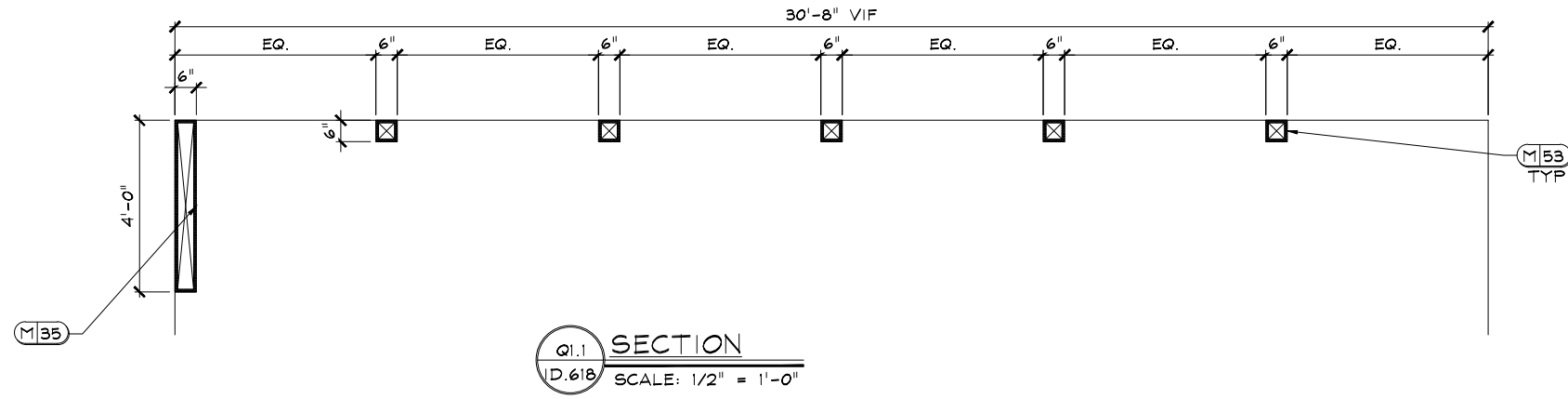
**Q1 LOBBY/ LEASING CEILING DETAIL**  
 ID.617 SCALE: 1/2" = 1'-0"  
 NOTE: 1. MITER ALL EDGES OF M35.  
 2. REFER TO ID.200A FOR LIGHTING LOCATIONS.

JOB # : 21354  
 TITLE: INTERIOR ELEVATIONS & DETAILS  
 SHEET: ID.617

RELEASED FOR CONSTRUCTION  
 BEGIN DATE: 12.13.21  
 RELEASE DATE: 03.11.22  
 DESIGNER: JW  
 CAD DESIGNER: TP  
 REVIEWED BY: TP, JW, MG

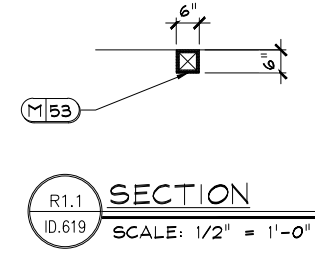
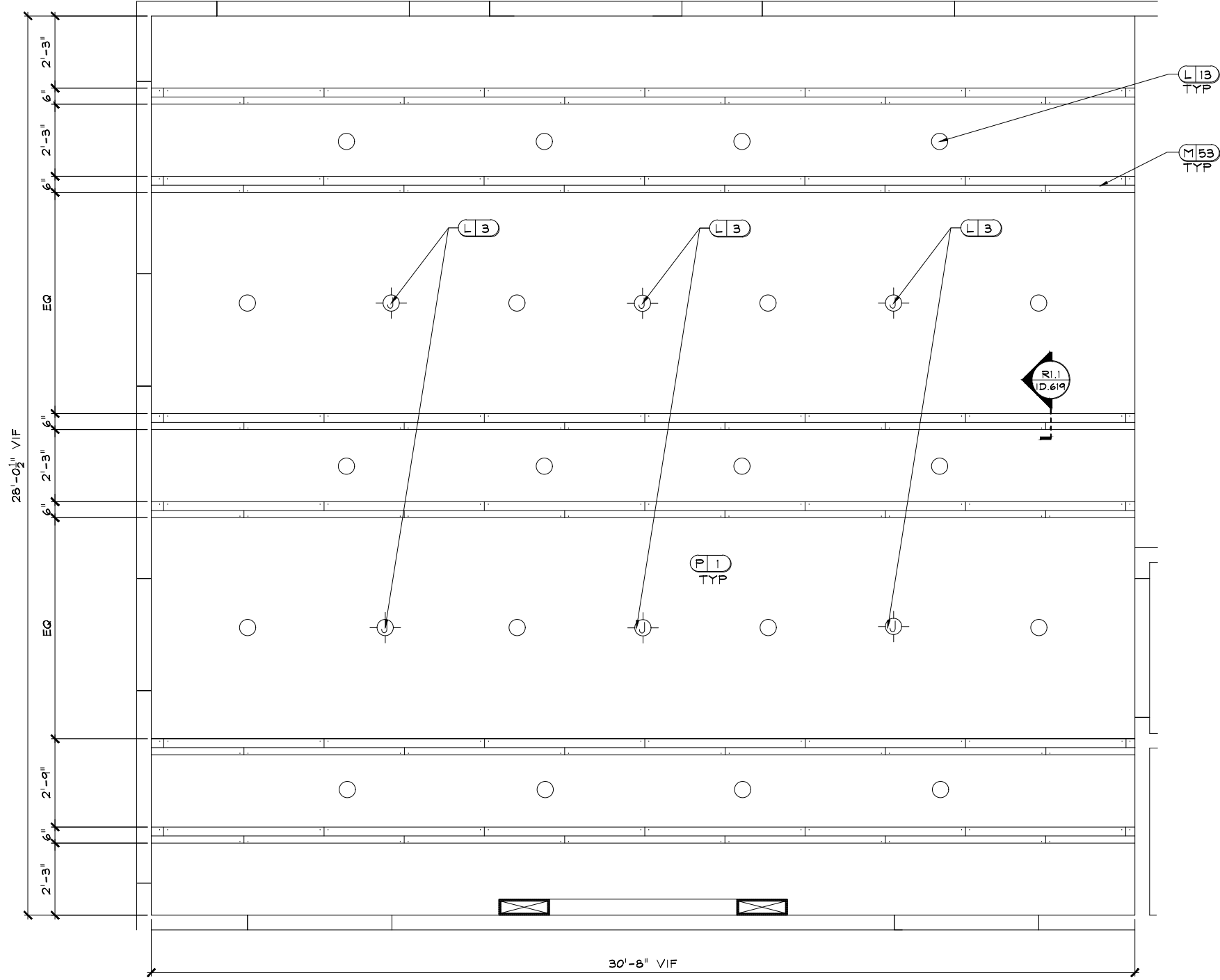
DR	REV.	DATE	REMARKS

CLUB/ LEASING @  
 POWDER SPRINGS  
 POWDER SPRINGS, GA  
 NOVARE GROUP HOLDINGS



NOTE: 1. MITER ALL EDGES OF M35.  
2. REFER TO ID.200A FOR LOCATION OF L11.

DR	REV.	DATE	REMARKS



**R1**  
ID.619 **GREAT ROOM CEILING DETAIL**  
SCALE: 1/2" = 1'-0"  
NOTE: REFER TO ID.200A FOR LIGHTING LOCATIONS.

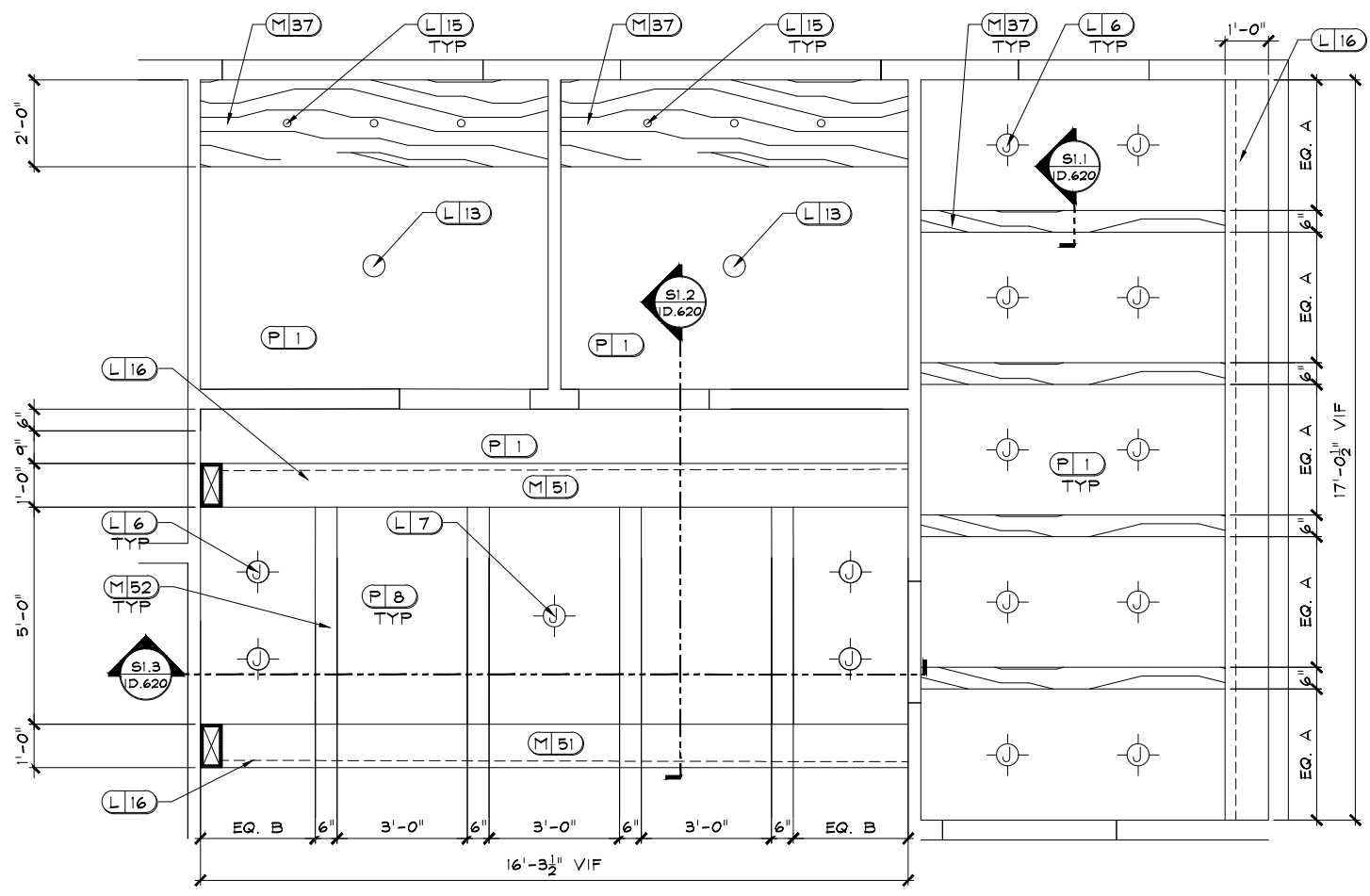
JOB # : 21354  
TITLE: INTERIOR ELEVATIONS & DETAILS  
SHEET: **ID.619**

**RELEASED FOR CONSTRUCTION**  
BEGIN DATE: 12.13.21  
RELEASE DATE: 03.11.22  
DESIGNER: JW  
CAD DESIGNER: TP  
REVIEWED BY: TP, JW, MG

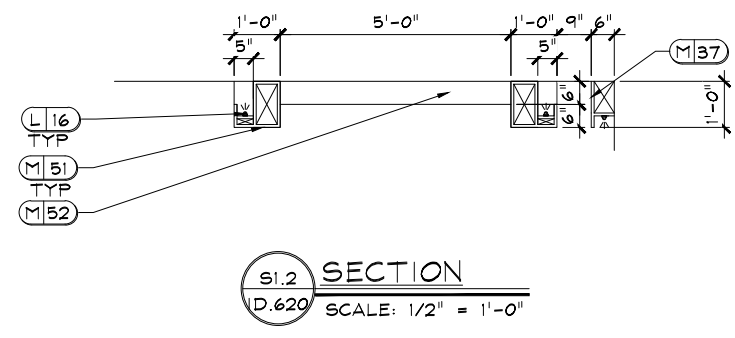
DR	REV.	DATE	REMARKS	HRS	X

**CLUB/ LEASING @  
POWDER SPRINGS  
POWDER SPRINGS, GA  
NOVARE GROUP HOLDINGS**

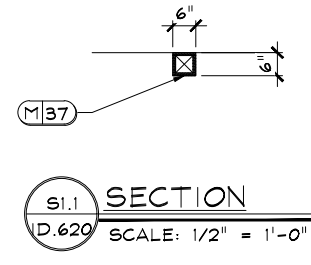
P:\...\_2021-PROJ\21-MISC\21354-ELEVATIONS\21354-ELEV.dwg Mar 10, 2022 - 7:01am



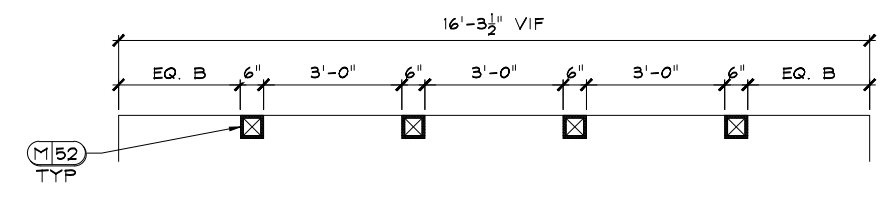
**SI** MULTIPURPOSE ROOM, STUDY, MICRO 1, MICRO 2 CEILING DETAIL  
**D.620** SCALE: 1/2" = 1'-0"  
 NOTE: REFER TO ID.200B FOR LIGHTING LOCATIONS.



**SI.2** SECTION  
**D.620** SCALE: 1/2" = 1'-0"



**SI.1** SECTION  
**D.620** SCALE: 1/2" = 1'-0"

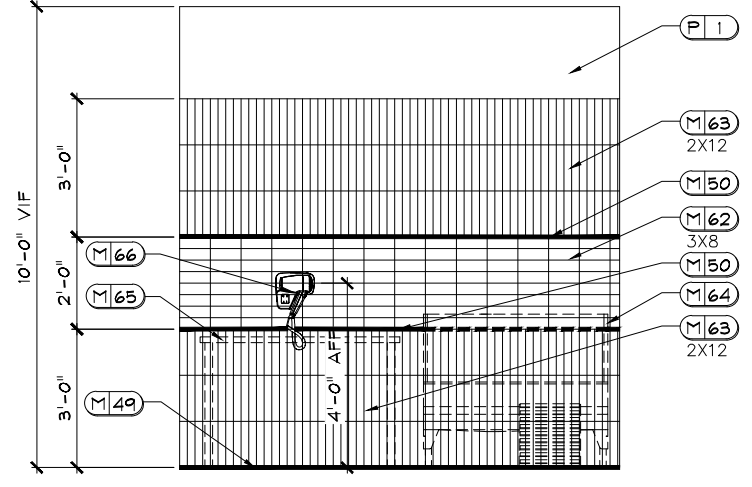


**SI.3** SECTION  
**D.620** SCALE: 1/2" = 1'-0"

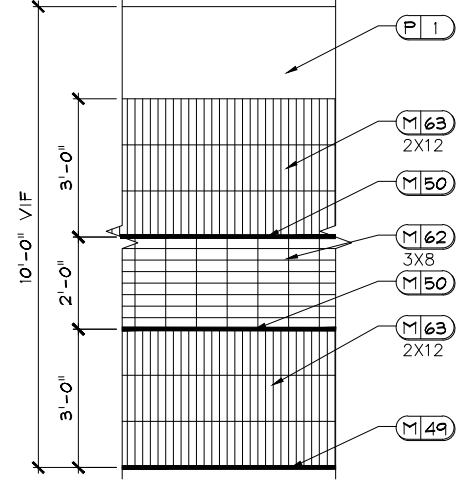
DR	REV.	DATE	REMARKS

**RELEASED FOR CONSTRUCTION**  
 BEGIN DATE: 12.13.21  
 RELEASE DATE: 03.11.22  
 DESIGNER: JW  
 CAD DESIGNER: TP  
 REVIEWED BY: TP, JW, MG

JOB #: 21354  
 TITLE: INTERIOR ELEVATIONS & DETAILS  
 SHEET: **ID.620**



T1 PET WASH  
ID.621 SCALE: 1/2" = 1'-0"




T2 PET WASH TYP  
ID.621 SCALE: 1/2" = 1'-0"

JOB # : 21354  
TITLE:  
INTERIOR ELEVATIONS &  
DETAILS  
SHEET  
**ID.621**

**RELEASED FOR CONSTRUCTION**  
BEGIN DATE: 12.13.21  
RELEASE DATE: 03.11.22  
DESIGNER: JW  
CAD DESIGNER: TP  
REVIEWED BY: TP, JW, MG

DR	REV.	DATE	REMARKS	HRS
				X

**CLUB/ LEASING @  
POWDER SPRINGS  
POWDER SPRINGS, GA  
NOVARE GROUP HOLDINGS**



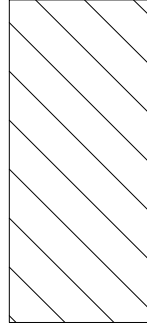
INTERIOR DESIGN \* SPACE PLANNING \* MARKETING  
3025 CHASTAIN HEAVENS PARKWAY, STE. 200  
PHOENIX, AZ 85028-3003 FAX 774-429-3201  
\* EMAIL: EMAIL@DESIGNENVIRONMENTS.COM \*  
This Drawing is the property of Design Environments, Inc. and may not be reproduced or used without their written permission.

1X2  
PER BUILDER  
STOCK  
3/4" X 1 1/2"  
PAINT GRADE



T1 MOULDING PROFILE  
FS.1 FULL SCALE

2X4  
PER BUILDER  
STOCK  
1 1/2" X 3 1/2"  
PAINT GRADE



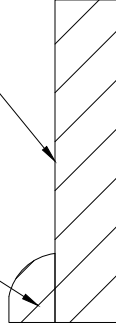
T2 MOULDING PROFILE  
FS.1 FULL SCALE

1X4  
PER BUILDER  
STOCK  
3/4" X 3 1/2"  
PAINT GRADE



T3 MOULDING PROFILE  
FS.1 FULL SCALE

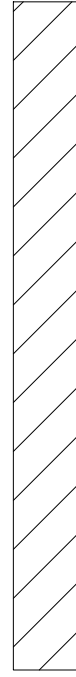
1X4  
PER BUILDER  
STOCK  
3/4" X 3 1/2"  
PAINT GRADE



RB-127  
RANDALL BROTHERS  
SHOE MOULD  
1/2" X 3/4"  
PAINT GRADE

T4 MOULDING PROFILE  
FS.1 FULL SCALE

1X8  
PER BUILDER  
STOCK  
3/4" X 7 1/4"  
PAINT GRADE



T5 MOULDING PROFILE  
FS.1 FULL SCALE

1X8  
PER BUILDER  
STOCK  
3/4" X 7 1/4"  
PAINT GRADE



RB-127  
RANDALL BROTHERS  
SHOE MOULD  
1/2" X 3/4"  
PAINT GRADE

T6 MOULDING PROFILE  
FS.1 FULL SCALE

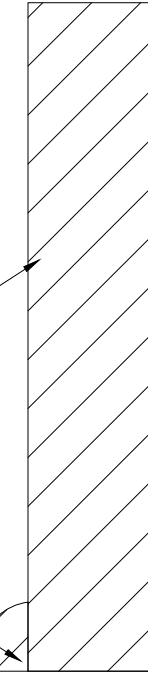
1X10  
PER BUILDER  
STOCK  
3/4" X 9 1/4"  
PAINT GRADE



RB-127  
RANDALL BROTHERS  
SHOE MOULD  
1/2" X 3/4"  
PAINT GRADE

T7 MOULDING PROFILE  
FS.1 FULL SCALE

2X8  
PER BUILDER  
STOCK  
3/4" X 9 1/4"  
PAINT GRADE



RB-127  
RANDALL BROTHERS  
SHOE MOULD  
1/2" X 3/4"  
PAINT GRADE

T8 MOULDING PROFILE  
FS.1 FULL SCALE

1X2  
PER BUILDER  
STOCK  
3/4" X 1 1/2"  
STAIN GRADE MAPLE



T9 MOULDING PROFILE  
FS.1 FULL SCALE

JOB #: 21354  
TITLE: MOULDING PROFILES  
SHEET: FS.1

RELEASED FOR CONSTRUCTION  
BEGIN DATE: 12.13.21  
RELEASE DATE: 03.11.22  
DESIGNER: JW  
CAD DESIGNER: TP  
REVIEWED BY: TP, JW, MG

DR	REV.	DATE	REMARKS	HR	X

CLUB/ LEASING @  
POWDER SPRINGS  
POWDER SPRINGS, GA  
NOVARE GROUP HOLDINGS

DEi DESIGN ENVIRONMENTS

INTERIOR DESIGN \* SPACE PLANNING \* MARKETING  
3025 CHASTAIN MEADOWS PARKWAY, STE. 300  
PH: 770-429-3000 FAX: 770-429-3001  
\* EMAIL: EMAIL@DESIGNENVIRONMENTS.COM \*  
This Drawing is the property of Design Environments, Inc. and may not be reproduced or used without their written permission.

P:\\_2021-PROJ\21-PROJ\21-354\SCHEDULES\21.354-MLD.dwg Mar 10, 2022 - 7:01am



## FINISH SCHEDULES

### FLOORING SCHEDULE

ID	ROOM NAME	LOCATION	MATERIAL / FINISH	MANUFACTURER	SERIES / LINE	COLOR NUMBER / NAME	FIRE RATING	SPECIAL NOTES
F1	TYPICAL	FLOORING	PET SPA	DEL CONCA USA	CHAMONIX	BIANCO		GROUT: CUSTOM BUILDING PRODUCTS FUSION PRO 546 CAPE GRAY. SMALLEST GROUTLINE ALLOWABLE. CONTACT: ELIZABETH CHAMBLEY AT ECHAMBLEY@TRINITYSURFACES.COM
F2	SITTING	FLOORING	10X40 CARPET TILE	INTERFACE	SHIVER ME TIMBERS	103921 BEECH		PATTERN: HERRINGBONE. CONTACT: SHELBY EANES AT SHELBY.EANES@INTERFACE.COM
F3	GREAT ROOM, HALL, MEN'S RR WOMEN'S RR JANITOR	FLOORING	7X72 TILE	PORCELANOSA	DELAWARE/ NATURAL ANTI SLIP (OUTDOOR), P1670043- 100214721			GROUT: CUSTOM BUILDING PRODUCTS FUSION PRO186 KHAKI. SMALLEST GROUTLINE ALLOWABLE. CONTACT: IRICELIS PATINO AT IPATINO@PORCELANOSA-USA.COM
F4	MULTI PURPOSE ROOM, STUDY	FLOORING	24X24 LVT	SHAW CONTRACT	THOUGHTFUL	GESTURE 22100		PATTERN: QUARTER TURN. CONTACT JESSA FINNEGAN AT JESSA.FINNEGAN@SHAWCONTRACT.COM
F5	MULTI PURPOSE ROOM, MICRO 1, MICRO 2	FLOORING	10X40 CARPET TILE	10X40 CARPET TILE	INTERFACE	STITCH IN TIME		PATTERN ASHLAR CONTACT: SHELBY EANES AT SHELBY.EANES@INTERFACE.COM
F6	FITNESS, YOGA	FLOORING	WOVEN VYNYL ROLL					CONTACT ELIZABETH CHAMBLEY AT ECHAMBLEY@TRINITYSURFACES.COM
F7	MAIL ROOM, PACKAGE	FLOORING	24X47 TILE	EMSER	UPTOWN	WASHINGTON		GROUT: CUSTOM BUILDING PRODUCTS FUSIONPRO 370 DOVE GRAY.. CONTACT: AMANDA HANDLEY AT AMANDAHANDLEY@EMSER.COM
F8	OFFICE	FLOORING	10X40 CARPET TILE	INTERFACE	SHIVER ME TIMBERS	103921 BEECH		PATTERN: ASHLAR. CONTACT: SHELBY EANES AT SHELBY.EANES@INTERFACE.COM
F9	AV, WH, CLOS	FLOORING	SEALED CONCRETE	PER BUILDER				
F10	FITNESS, YOGA	FLOORING	WOVEN VYNYL ROLL	2 TEC 2 (TRINITY SURFACES)	INFINITE	ANDOMEDA		CONTACT ELIZABETH CHAMBLEY AT ECHAMBLEY@TRINITYSURFACES.COM
F11	PET SPA	FLOORING	MOSAIC TILE	L'ANTIC COLONIAL	PARADISE ROUND STONE	NEGRO		GROUT: CUSTOM BUILDING PRODUCTS FUSIONPRO 19 PEWTER. CONTACT: IRICELIS PATINO AT IPATINO@PORCELANOSA-USA.COM
F12	LOBBY/ LEASING, SITTING ROOM, OFFICE, GREAT ROOM, MULTI PURPOSE ROOM, MICRO 1, MICRO 2	FLOORING TRANSITION	METAL TRANSITION STRIP	SCHLUTER	RENO TK	STAINLESS STEEL		CONTACT: ELIZABETH CHAMBLEY AT ECHAMBLEY@TRINITYSURFACES.COM
F13	HALL, GREAT ROOM,	FLOORING TRANSITION	METAL TRANSITION STRIP	SCHLUTER	DECO-E	STAINLESS STEEL		CONTACT: ELIZABETH CHAMBLEY AT ECHAMBLEY@TRINITYSURFACES.COM
F14	AV, WH, CLOS, FITNESS	FLOORING TRANSITION	METAL TRANSITION STRIP	SCHLUTER	RENO U	STAINLESS STEEL		CONTACT: ELIZABETH CHAMBLEY AT ECHAMBLEY@TRINITYSURFACES.COM

### LIGHTING SCHEDULE

ID	ROOM NAME	LOCATION	MATERIAL / FINISH	MANUFACTURER	SERIES / LINE	COLOR NUMBER / NAME	FIRE RATING	SPECIAL NOTES
L1	LOBBY/ LEASING	CEILING	CHANDELIER	REGINA ANDREWS	MOLTEN SPIDER SMALL	BRASS/ SMOKED GLASS		LOCATE BOTTOM OF FIXTURE AT: STAGGER RANDOMLY BETWEEN 9'-0" AFF ABD 10'-0" AFF. CONTACT MANUFACTURER FOR BULB RECOMMENDATION. PLACE ON DIMMER. CONTACT: MARIAH PADGETT AT MARIAH@JDOUGLAS.COM
L2	SITTING ROOM	CEILING	CHANDELIER	ARTERIORS	GRIFFITH LINEAR CHANDELIER	89047/ BRONZE		LOCATE BOTTOM OF FIXTURE AT 9'-0" AFF. CONTACT MANUFACTURER FOR BULB RECOMMENDATION. PLACE ON DIMMER. CONTACT: MARIAH PADGETT AT MARIAH@JDOUGLAS.COM
L3	GREAT ROOM	CEILING	CHANDELIER	RESTORATION HARDWARE	GRAND DOME PENDANT 40"	68290965 BRZ/ BRONZE		LOCATE BOTTOM OF FIXTURE AT 9'-6" AFF. CONTACT MANUFACTURER FOR BULB RECOMMENDATION. PLACE ON DIMMER. CONTACT: CAROLYN BURGUENO AT CAROLYNB@RH.COM
L4	MULTI PURPOSE ROOM	WALL	PICTURE LIGHT	CIRCA LIGHTING	MCCLAIN 18" HARDWIRED PICTURE LIGHT	SP 2601HAB/ HAND RUBBED ANTIQUE BRASS		LOCATE JUNCTION BOX AT 8'-0" AFF. CONTACT MANUFACTURER FOR BULB RECOMMENDATION. PLACE ON DIMMER. CONTACT: CATHLEEN SMITH AT CSMITH@CIRCALIGHTING.COM
L5	MEN'S RR, WOMEN'S RR	CEILING	PENDANT	CIRCA LIGHTING	ALBORG SMALL STACKED PENDANT	ANTIQUE BURNISHED BRASS, MATTE BLACK		LOCATE BOTTOM OF FIXTURE AT 6'-6" AFF. CONTACT MANUFACTURER FOR BULB RECOMMENDATION. PLACE ON DIMMER. CONTACT: CATHLEEN SMITH AT CSMITH@CIRCALIGHTING.COM
L6	MULTI PURPOSE ROOM	CEILING	PENDANT	RESTORATION HARDWARE	CHAMPEAUX FLUSHMOUNT	76390007 LBB LAQUERED BURNISHED BRASS/ BRONZE		CONTACT MANUFACTURER FOR BULB RECOMMENDATION. PLACE ON DIMMER. CONTACT: CAROLYN BURGUENO AT CAROLYNB@RH.COM
L7	MULTI PURPOSE ROOM	CEILING	CHANDELIER	ARTERIORS	TIPTON CHANDELIER	89069/ ANTIQUE BRASS		LOCATE BOTTOM OF FIXTURE AT 8'-0" AFF. CONTACT MANUFACTURER FOR BULB RECOMMENDATION. PLACE ON DIMMER. CONTACT: MARIAH PADGETT AT MARIAH@JDOUGLAS.COM

**DEi**  
DESIGN ENVIRONMENTS

**CLUB/ LEASING @  
POWDER SPRINGS  
POWDER SPRINGS, GA  
NOVARE GROUP HOLDINGS**

DR	REV	DATE	REMARKS

**RELEASED FOR CONSTRUCTION**  
 BEGIN DATE: 12.13.21  
 RELEASE DATE: 03.11.22  
 DESIGNER: JW  
 CAD DESIGNER: TP  
 REVIEWED BY: TP, JW, MG

JOB #: 21354  
 TITLE: FINISH SCHEDULES  
 SHEET: FS.2

INTERIOR DESIGN "SPACE PLANNING" MARKETING  
 3025 CHRISTIAN HEADQUARTERS PARKWAY, STE. 200  
 PHONE: 770-429-3000 FAX: 770-429-3001  
 \* EMAIL: DMAL@DESIGNENVIRONMENTS.COM \*

This Drawing is the property of Design Environments, Inc. and may not be reproduced or used without their written permission.

# FINISH SCHEDULES

## LIGHTING SCHEDULE

ID	ROOM NAME	LOCATION	MATERIAL / FINISH	MANUFACTURER	SERIES / LINE	COLOR NUMBER / NAME	FIRE RATING	SPECIAL NOTES
L8	FITNESS, YOGA	WALL	SCONCE	RESTORATION HARDWARE	PERALTA SCONCE	10075746 IRON		LOCATE JUNCTION BOX AT 6'-0" AFF. CONTACT MANUFACTURER FOR BULB RECOMMENDATION. PLACE ON DIMMER. CONTACT: CAROLYN BURGUEÑO AT CAROLYNB@RH.COM
L9	FITNESS, YOGA	CEILING	CEILING FAN	CIRCA LIGHTING	ASPEN 70" CEILING FAN	5ASPR70MBK		CONTACT: CATHLEEN SMITH AT CSMITH@CIRCALIGHTING.COM
L10	OUTDOOR PATIO	CEILING	CEILING FAN	CIRCA LIGHTING	MAVERICK 52"	3MAVR52BKBK		CONTACT: CATHLEEN SMITH AT CSMITH@CIRCALIGHTING.COM
L11	MAIL ROOM	CEILING	PENDANT	ARTERIOS	CRISSEY PENDANT	44912/ ANTIQUE BRASS		LOCATE BOTTOM OF FIXTURE AT 6'-6" AFF. CONTACT MANUFACTURER FOR BULB RECOMMENDATION. PLACE ON DIMMER. CONTACT: MARIAH PADGETT AT MARIAH@JDOUGLAS.COM
L12	LOBBY/ LEASING	WALL	SCONCE	ARTERIOS	IAN SCONCE	49717 ANTIQUE BRASS		LOCATE JUNCTION BOX AT 11'-0" AFF. CONTACT MANUFACTURER FOR BULB RECOMMENDATION. PLACE ON DIMMER. CONTACT: MARIAH PADGETT AT MARIAH@JDOUGLAS.COM
L13	TYPICAL	CEILING	4" RECESSED CANS	PER BUILDER		BAFFLE: WHITE RIM: WHITE		BULB TEMPERATURE 2700K.
L14	JANITOR, AV	CEILING	2X4 FLUORESCENT LIGHT	PER BUILDER		HOUSING: STAINLESS		
L15	GREAT ROOM, MICRO 1, MICRO 2	CEILING	2; RECESSED LED PIN LIGHT	ASPECT LED	2' LED RECESSED LIGHT	AL-RL-D-2-U-120VAC-WW-SN-60		
L16	TYPICAL	CEILING	LED ROPE LIGHTING	LUMILUM	120V LED STRIP LIGHTS - WARM WHITE (22700K) HARDWARED	# HDL2410-I22420-16W/ WARM WHITE		BULB TEMPERATURE 2700K. CONNECTS DIRECTLY TO HOUSE VOLTAGE. ASPECTLIGHTING.COM
L17	WH	CEILING	2X2 FLUORESCENT LIGHT	PER BUILDER		HOUSING: STAINLESS		DO NOT SUBSTITUTE HARDWIRED LED ROPE LIGHT. SECURE IN U CHANENNEL SOLD SPERATELY.
L18	SITTING ROOM, GREAT ROOM	CEILING	4" RECESSED CANS	PER BUILDER		BAFFLE: BLACK RIM: BLACK		
L19	PET SPA	CEILING	WET RATED 4" RECESSED CANS	PER BUILDER		BAFFLE: WHITE RIM: WHITE		WET RATE. BULB TEMPERATURE 2700K.

## COUNTERTOP SCHEDULE

ID	ROOM NAME	LOCATION	MATERIAL / FINISH	MANUFACTURER	SERIES / LINE	COLOR NUMBER / NAME	FIRE RATING	SPECIAL NOTES
CT1	BREAK	COUNTERTOP	GRANITE	PER UNIT FINISHES		COLOR TBD		THICKNESS: 3CM, EDGE: STRAIGHT, DESIGNER TO BE NOTIFIED WHEN FINISHES ARE SELECTED.
CT2	LOBBY/ LEASING	COUNTERTOP	QUARTZ	WILSONART		ENCHANTED ROCK, Q4041, MATTE		THICKNESS: 3CM, EDGE: STRAIGHT. CONTACT: CHRISTA PIROZZI AT CHRISTA.PIROZZI@WILSONART.COM
CT3	STUDY, MAIL ROOM	COUNTERTOP	QUARTZ	CAESARSTONE		4141 MISTY CARRERA		THICKNESS: 3CM, EDGE: STRAIGHT. CONTACT: LINDSEY CLARK AT LINDSEY.CLARK@CAESARSTONEUS.COM
CT4	MEN'S RR, WOMEN'S RR	COUNTERTOP	QUARTZ	DEKTON		ENTZO CALCUTTA		THICKNESS: 2CM, EDGE: STRAIGHT. CONTACT: LINDSEY CLARK AT LINDSEY.CLARK@CAESARSTONEUS.COM
CT5	MICRO1, MICRO 2	COUNTERTOP	QUARTZ	CAESARSTONE		2003 CONCRETE		THICKNESS: 3CM, EDGE: STRAIGHT. CONTACT: LINDSEY CLARK AT LINDSEY.CLARK@CAESARSTONEUS.COM
CT6	FITNESS	COUNTERTOP	QUARTZ	CAESARSTONE		1111 VIVID WHITE		THICKNESS: 3CM, EDGE: STRAIGHT. CONTACT: LINDSEY CLARK AT LINDSEY.CLARK@CAESARSTONEUS.COM
CT7	GREAT ROOM,	COUNTERTOP	QUARTZ	WILSONART		GREY LAKE		THICKNESS: 3CM, EDGE: STRAIGHT. CONTACT: CHRISTA PIROZZI AT CHRISTA.PIROZZI@WILSONART.COM
CT8	LOBBY/ LEASING	COUNTERTOP	QUARTZ	CAMBRIA		ANNICA		THICKNESS: 3CM, EDGE: STRAIGHT. CONTACT: SUSAN CRONIN AT SUSAN.CRONIN@CAMBRIAUSA.COM

## WALLPAPER SCHEDULE

ID	ROOM NAME	LOCATION	MATERIAL / FINISH	MANUFACTURER	SERIES / LINE	COLOR NUMBER / NAME	FIRE RATING	SPECIAL NOTES
W1	MULTI PURPOSE ROOM	WALL AS SHOWN	MURAL	AREA ENVIRONMENTS	CT-6 SERENE BE THE DAYS		CLASS A TYPE II FIRE RATING, PASSES ASTM-E84 TUNNEL TEST	CUSTOMSIZED TO ORDER. CONTRACTOR TO VERIFY SUBSTRATE MEETS CODES FOR FIRE RATING. CONTRACTOR TO PURCHASE, MEASURE AND INSTALL. CONTACT: MARIANNE PARKER AT JIMTHOMPSONATLANTA.COM
W2	FITNESS, YOGA	WALL AS SHOWN	MURAL	SHUTTERSTOCK	FITNESS: SEAMLESS VECTOR PATTERN WITH WORD CLOUD	ITEM ID: 53702980	NO FIRE RATING AVAILABLE	CUSTOMSIZED TO ORDER. CONTRACTOR TO VERIFY SUBSTRATE MEETS CODES FOR FIRE RATING. CONTRACTOR TO PURCHASE, MEASURE AND INSTALL. CONTACT: SHUTTERSTOCK.COM

INTERIOR DESIGN "SPACE PLANNING" MARKETING  
3020 CHRISTIAN HEADQUARTERS PARKWAY, STE. 300  
PHONE: 770-429-3000 FAX: 770-429-3011  
\*EMAIL: DMAL@DESIGNENVIRONMENTS.COM\*



CLUB/ LEASING @  
 POWDER SPRINGS  
 POWDER SPRINGS, GA  
 NOVARE GROUP HOLDINGS

DR	REV.	DATE	REMARKS

**RELEASED FOR CONSTRUCTION**  
 BEGIN DATE: 12.13.21  
 RELEASE DATE: 03.11.22  
 DESIGNER: JW  
 CAD DESIGNER: TP  
 REVIEWED BY: TP, JW, MG

JOB #: 21354  
 TITLE: FINISH SCHEDULES  
 SHEET: FS.3

P:\...\_2021-PROJ\21-MISC\21354\SCHEDULES\21354-FSH.dwg    Mar 10, 2022 - 7:01am

# FINISH SCHEDULES

## PAINT SCHEDULE

ID	ROOM NAME	LOCATION	MATERIAL / FINISH	MANUFACTURER	SERIES / LINE	COLOR NUMBER / NAME	FIRE RATING	SPECIAL NOTES
P1	TYPICAL	WALL, CEILING	PAINT/ FLAT	SHERWIN WILLIAMS	PROMAR 200 ZERO VOC INTERIOR LATEX	SW 7035/ AETHETIC WHITE		ALL VENTS TO BE PAINTED THE WALL/ CEILING COLOR IN WHICH THEY ARE LOCATED.
P2	TYPICAL	TRIM, DOORS	PAINT/ SEMI-GLOSS	SHERWIN WILLIAMS	PROMAR 200 ZERO VOC INTERIOR LATEX	SW 7030/ ANEW GRAY		
P3	GREAT ROOM, MULTI PURPOSE ROOM, MAIL	WALL AS SHOWN, TRIM AS SHOWN	PAINT/ SEMI-GLOSS	SHERWIN WILLIAMS	PROMAR 200 ZERO VOC INTERIOR LATEX	SW 6251 / OUTERSPACE		ALL VENTS TO BE PAINTED THE WALL/ CEILING COLOR IN WHICH THEY ARE LOCATED.
P4	MULTI PURPOSE ROOM, MICRO 1, MICRO 2, STUDY	WALLS	PAINT/ FLAT	SHERWIN WILLIAMS	PROMAR 200 ZERO VOC INTERIOR LATEX	SW 6184/ AUSTERE GRAY		ALL VENTS TO BE PAINTED THE WALL/ CEILING COLOR IN WHICH THEY ARE LOCATED.
P5	MEN'S RR, WOMEN'S RR, MULTI PURPOSE ROOM, MICRO 1, MICRO 2, FITNESS, YOGA	TRIM, DOORS	PAINT/ SEMI-GLOSS	SHERWIN WILLIAMS	PROMAR 200 ZERO VOC INTERIOR LATEX	SW 7035/ AETHETIC WHITE		
P6	MULTI PURPOSE ROOM, MICRO 1, MICRO 2, FITNESS, YOGA	WALL AS SHOWN, CEILING, TRIM AS SHOWN	PAINT/ SEMI-GLOSS	SHERWIN WILLIAMS	PROMAR 200 ZERO VOC INTERIOR LATEX	SW 6258/ TRICORN BLACK		ALL VENTS TO BE PAINTED THE WALL/ CEILING COLOR IN WHICH THEY ARE LOCATED.
P7	FITNESS, YOGA	WALL, CEILING	PAINT/ FLAT	SHERWIN WILLIAMS	PROMAR 200 ZERO VOC INTERIOR LATEX	SW 7030/ ANEW GRAY		ALL VENTS TO BE PAINTED THE WALL/ CEILING COLOR IN WHICH THEY ARE LOCATED.
P8	OFFICE, MULTI PURPOSE ROOM	WALL, WALL AS SHOWN	PAINT/ FLAT	SHERWIN WILLIAMS	PROMAR 200 ZERO VOC INTERIOR LATEX	SW 6251 / OUTERSPACE		ALL VENTS TO BE PAINTED THE WALL/ CEILING COLOR IN WHICH THEY ARE LOCATED.

## STAIN SCHEDULE

ID	ROOM NAME	LOCATION	MATERIAL / FINISH	MANUFACTURER	SERIES / LINE	COLOR NUMBER / NAME	FIRE RATING	SPECIAL NOTES
S1	SITTING ROOM	T9						

## MOULDING SCHEDULE

ID	ROOM NAME	LOCATION	MATERIAL / FINISH	MANUFACTURER	SERIES / LINE	TRIM TYPE	FIRE RATING	SPECIAL NOTES
T1	GREAT ROOM, WOMEN'S RR, MEN'S RR, FITNESS, MAIL, STUDY	WALL AS SHOWN	PAINT GRADE	PER BUILDER	1X2	STOCK		
T2	FITNESS	WALL AS SHOWN	PAINT GRADE	PER BUILDER	2X4	STOCK		
T3	TYPICAL	USED AS CASING AROUND WALLS AND DOORS	PAINT GRADE	PER BUILDER	1X4	STOCK		
T4	LOBBY/ LEASING, GREAT ROOM	USED AS BASE ON HARD SURFACE FLOORING	PAINT GRADE	PER BUILDER, RANDALL BROTHERS	1X4, RB-127	STOCK BASE ASSEMBLY		
T5	SITTING ROOM, OFFICE, MICRO 1, MICRO 2, MULTI PURPOSE ROOM, STUDY	USED AS BASE ON SOFT SURFACE FLOORING	PAINT GRADE	PER BUILDER	1X8	STOCK		
	SITTING ROOM	USED AS CROWN						
T6	TYPICAL	USED AS BASE ON HARD SURFACE FLOORING	PAINT GRADE	PER BUILDER, RANDALL BROTHERS	1X8, RB-127	STOCK BASE ASSEMBLY		
T7	LOBBY/ LEASING, GREAT ROOM	USED AS BASE ON HARD SURFACE FLOORING	PAINT GRADE	PER BUILDER, RANDALL BROTHERS	1X10, RB-127	STOCK BASE ASSEMBLY		
T8	FITNESS, YOGA	USED AS BASE ON HARD SURFACE FLOORING	PAINT GRADE		2X8, RB-127	STOCK BASE ASSEMBLY		
T9	SITTING ROOM	WALL AS SHOWN	STAIN GRADE MAPLE		1X2	STOCK		

## MISCELLANEOUS SCHEDULE

ID	ROOM NAME	LOCATION	MATERIAL / FINISH	MANUFACTURER	SERIES / LINE	COLOR NUMBER / NAME	FIRE RATING	SPECIAL NOTES
M1	BREAK		ADA COMPLIANT SIDE BY SIDE REFRIGERATOR	WHIRLPOOL	WRS321SDHZ 33" WIDE SIDE BY SIDE 21CU FT REFRIGERATOR	STAINLESS STEEL		WHIRLPOOL.COM
M2	GREAT ROOM	UNDERCOUNTER	ADA COMPLIANT DISHWASHER	GE APPLIANCE	GDT226SSLSS	STAINLESS STEEL		GEAPPLIANCE.COM
M3	GREAT ROOM	UNDERCOUNTER	15" ICE MAKER - NUGGET ICE	GE APPLIANCE	UNC15NJI			GEAPPLIANCE.COM
			ICEMAKER DOOR PANEL AND HANDLE	GE APPLIANCE	GE PROFILE	PIP70SS		GEAPPLIANCE.COM
M4	GREAT ROOM, FITNESS,	UNDERCOUNTER	UNDERCOUNTER GLASS FRONT REFRIGERATOR	SUMMIT APPLIANCE	AL57GCSS	STAINLESS STEEL		WWW.SUMMITAPPLIANCE.COM, ADA COMPLIANT
M5	BREAK, GREAT ROOM	COUNTERTOP	FAUCET	KOHLER	GRAZE TOUCHLESS PULL-DOWN KITCHEN SINK FAUCET	K-22068 BL/ BLACK		BATTERY OPERATED
M6	BREAK, GREAT ROOM	COUNTERTOP	16X18X5-3/8 SINGLE BOWL UNDERMOUNT ADA SINK	ELKAY	LUSTERSTONE	ELUHAD131655PD		BOWL DEPTH 5-3/8". ELKAY.COM
M7	MEN'S RR, WOMEN'S RR	COUNTERTOP	FAUCET	BRADLEY	VERGE FAUCET CREST SERIES/ MODEL S53-3100	BRUSHED BLACK STAINLESS		BATTERY OPERATED. BRADLEYCORP.COM
M8	MEN'S RR, WOMEN'S RR	COUNTERTOP	UNDERMOUNT RR SINK	KOHLER		K-20000 CAXTON RECTANGLE UNDERMOUNT BATHROOM SINK		BOWL DEPTH 7-5/16" CONTRACTOR TO VERIFY BOWL DEPTH IS SHALLOW ENOUGH TO MEET ADA REQUIREMENTS PRIOR TO PURCHASING AND/ OR INSTALLING.
M9	MEN'S RR, WOMEN'S RR, BREAK	COUNTERTOP	TOUCH-FREE SOAP DISPENSER	BRADLEY DECK-MOUNTED SOAP DISPENSER	CRESTT	BRUSHED BLACK STAINLESS		BATTERY OPERATED. BRADLEYCORP.COM
M10	MEN'S RR, WOMEN'S RR		TOILET	STERLING		402312 VALTON TWO PIECE ELONGATED TOILET/ WHITE 402313 VALTON COMFORT HEIGHT TWO PIECE ELONGATED CHAIR HEIGHT TOILET/ WHITE		USE CHAIR HEIGHT AS NEEDED FOR ADA REQUIREMENTS KOHLER.COM

INTERIOR DESIGN "SPACE PLANNING" MARKETING  
3020 CHASTAIN HEAVENS PARKWAY, STE. 200  
PH: 770-429-3000 FAX: 770-429-3001  
\* EMAIL: DM@DESIGNENVIRONMENTS.COM \*



CLUB/ LEASING @  
 POWDER SPRINGS  
 POWDER SPRINGS, GA  
 NOVARE GROUP HOLDINGS

DR	REV	DATE	REMARKS

RELEASED FOR CONSTRUCTION

BEGIN DATE: 12.13.21  
 RELEASE DATE: 03.11.22  
 DESIGNER: JW  
 CAD DESIGNER: TP  
 REVIEWED BY: TP, JW, MG

JOB #: 21354  
 TITLE: FINISH SCHEDULES  
 SHEET: FS.4

# FINISH SCHEDULES

## MISCELLANEOUS SCHEDULE

ID	ROOM NAME	LOCATION	MATERIAL / FINISH	MANUFACTURER	SERIES / LINE	COLOR NUMBER / NAME	FIRE RATING	SPECIAL NOTES
M11	MEN'S RR	WALL	URINAL	KOHLER		K-5016-ET DEXTER URINAL/ WHITE		CONTRACTOR TO INSTALL TO MEET ADA REQUIREMENTS. KOHLER.COM
M12	MEN'S RR, WOMEN'S RR		ADA GRAB BARS	PER ARCHITECT		STAINLESS STEEL		
M13	HALLWAY	WALL	TOUCHFREE BOTTLE FILLING STATION W/ BI LEVEL ADA HANDS FREE COOLER	ELKAY	EZH20	EZOTL8WSSK		ELKAY.COM
M14	TYPICAL	WALL	DUPLEX WITH USB PORTS	LEGRAND OR EQUAL	RADIANT USB OUTLET	TM826USBW/ WHITE		UBUILD.COM.
M15	TYPICAL	WALL	RECESSED OUTLET	PER ELECTRICAL PROVIDER		WHITE		
M16	TYPICAL	WALL	TV	PER CLIENT				
M17	STUDY	COUNTERTOP	PRINTER	PER CLIENT				
M18	LOBBY/ LEASING	COUNTERTOP	COFFEE MAKER	STARBUCKS	SERENADE			CLIENT TO APPROVE SELECTION PRIOR TO PURCHASING. INSTALLER TO CONFIRM ADA REQUIREMENTS ARE MET.
M19	TYPICAL	UNDERCOUNTER	TRASH CAN	PER BUILDER		BLACK		
M20	LOBBY/ LEASING, GREAT ROOM, FITNESS, MAIL	COUNTERTOP	TRASH HOLE	PER BUILDER		CUT INTO CT2, CT3		POLISHED EDGE.
M21	MICRO 1, MICRO 2, BREAK	COUNTERTOP	3' GROMMET HOLE COVER	MOCKET		MAHOGANY 91M		MOCKET .COM
M22	STUDY	COUNTERTOP	3' GROMMET HOLE COVER	MOCKET		DESERT SAND (93D)		MOCKET .COM
M23	LOBBY/ LEASING	COUNTERTOP	COFFEE MACHINE TRASH HOLE	PER BUILDER		CUT INTO CT2		POLISHED EDGE. SIZE AND LOCATION TO BE DETERMINED BY SPECS OF M18
M24	TYPICAL	WALL	MIRROR	PER BUILDER		CLEAR		
M25	MULTI PURPOSE ROOM	WALL	BARNDOOR	RUSTICA	MODERN COTTAGEFRENCH BARN DOOR	FLAT BLACK FRAME, CLEAR GLASS, SHADOW PULL, FLAT BLACK BUCK HANGER, FLAT TRACK, BLACK WHEEL		RUSTICA.COM
M26	LOBBY/ LEASING, BREAK, MICRO 1, MICRO 2, STUDY	UNDERCOUNTERTOP	FLOATING COUNTERTOP SUPPORT BRACKETS	ARCHITECTURAL PRODUCTS BY OUTWATER L.L.C.	NEW JERSEY	CSB20-NJ-CRS		OUTWATER.COM
M27	TYPICAL	DOOR	ADA COMPLIANT DOOR LEVER	PER ARCH	LEVER	MATTE BLACK		ARCHITECT TO CONFIRM HARDWARE IS ADA COMPLIANT, MEETS ALL CODES, AND CLIENT REQUIREMENTS FOR PRIVACY
M28	TYPICAL	CABINETS	HARDWARE	ARCHITECTURAL PRODUCTS BY OUTWATER L.L.C.	PENNINGTON BAR PULL 6-11/16"	FLAT BLACK		OUTWATER.COM
M29	SITTING ROOM	FLOOR	METAL COVE BASE	SCHLUTER	DILEX-AHK	ALUMINUM, BRUSHED GRAPHITE, FLAT BLACK, 5/16"		CONTACT: ELIZABETH CHAMBLEY 770.856.5139
M30	SITTING ROOM		TRANSITION STRIP	SCHLUTER	JOLLY	ALUMINUM, BRUSHED GRAPHITE		CONTACT: ELIZABETH CHAMBLEY 770.856.5139
M31	MEN'S RR, WOMEN'S RR		PARTITION	PER MILLWORK PROVIDER/ WILSONART		Flax Linen 4990-35		CONTACT: CHRISTA PIROZZI AT CHRISTA.PIROZZI@WILSONART.COM
M32	BREAK		COPIER	PER CLIENT				
M33	SITTING/ COVERED PORCH	WALL	DOUBLESIDED FIREPLACE	SPARKFIRE	SPARK FIRE WINDOW 5 FOOT DOUBLE SIDED, EXTERIOR WALL FIREPLACE	FW60		ARCHITECT TO CONFIRM SELECTION PRIOR TO PURCHASE AND INSTALLATION. BLACK GLASS PEBBLES
M34	LOBBY/ LEASING	ISLAND	MOSAIC TILE	ANN SACKS	PALA STICK MOSAIC	NERO		GROUT: CUSTOM BUILDING PRODUCTS FUSION PRO 370 DOVE GRAY. CONTACT: PASCALE ALEXANDER AT ALEXANDER.PASCALE@ANNSACKS.COM
M35	LOBBY/ LEASING, SITTING ROOM, GREAT ROOM, MULTI-PURPOSE ROOM	WALL AS SHOWN, CEILING DROP, SOFFIT,	HARDWOOD	DUCHATEAU	ATELIER SERIES	CHALET	FOR CLASS A FIRE RATING TREATMENT REQUIRED	CONTACT: LURLEEN MASON AT LMASON@DUCHATEAU.COM
M36	GREATROOM	WALL	8X8 TILE	DALTILE	MARAZZI D SEGNI TERAZZO	CROIX M1LL		GROUT: CUSTOM BUILDING PRODUCTS FUSION PRO 544 ROLLING FOG. CONTACT: KATIE ROBERTS AT KROBERTS@DAL TILE.COM
M37	MICRO 1, MICRO 2, MULTIPURPOSE ROOM, STUDY	BULT-IN, SOFFIT, CEILING	3/4" WOODEN PANEL/ WRAP IN LAMINATE	PER BUILDER/ WILSONART		8221-38/ SAP WALNUT, FINE VELVET TEXTURE FINISH		CONTACT: CHRISTA PIROZZI AT CHRISTA.PIROZZI@WILSONART.COM
M38	SITTING ROOM	FIREPLACE WALL	QUARTZ	WILSONART		ENCHANTED ROCK, Q4041, MATTE		THICKNESS: 3CM, EDGE: STRAIGHT. CONTACT: CHRISTA PIROZZI AT CHRISTA.PIROZZI@WILSONART.COM
M39	HALLWAY	WALL AS SHOWN	7X72 TILE	PORCELANOSA	DELAWARE/ NATURAL ANTI SLIP (OUTDOOR), P1670043- 100214721			GROUT: CUSTOM BUILDING PRODUCTS FUSION PRO186 KHAKI. SMALLEST GROUTLINE ALLOWABLE. CONTACT: IRICELIS PATINO AT IPATINO@PORCELANOSA-USA.COM
M40	HALL	WALL AS SHOWN	MOSAIC TILE	TILE BAR	NABI HARLEQUIN	NATURAL WHITE		GROUT: CUSTOM BUILDING PRODUCTS FUSION PRO 11 SNOW HITE. CONTACT: EMILY HATCH AT EMILY.HATCH@TILEBAR.COM
M41	MEN'S RR, WOMEN'S RR	WET WALL	2X10 TILE	GARDEN STATE TILE	CABANA	OCEAN BREEZE		GROUT: CUSTOM BUILDING PRODUCTS FUSION PRO 544 ROLLING FOG. CONTACT: LESLIE WEINBERG AT LWEINBERG@GSTILE.COM
M42	MEN'S RR, WOMEN'S RR	WALL	4X10	TRINITY SURFACES	NEXUS	WHITE GLOSS		GROUT: CUSTOM BUILDING PRODUCTS FUSION PRO 311 BRIGHT WHITE. CONTACT: ELIZABETH CHAMBLEY AT ECHAMBLEY@TRINITYSURFACES.COM
M43	STUDY	WALL	WOOD MOSAIC TILE	PORCELANOSA	WOOD FEEL	100086257	FOR CLASS A FIRE RATING TREATMENT REQUIRED	CONTACT: IRICELIS PATINO AT IPATINO@PORCELANOSA-USA.COM



**CLUB/ LEASING @**  
**POWDER SPRINGS**  
**POWDER SPRINGS, GA**  
**NOVARE GROUP HOLDINGS**

DR	REV	DATE	REMARKS

**RELEASED FOR CONSTRUCTION**  
 BEGIN DATE: 12.15.21  
 RELEASE DATE: 03.11.22  
 DESIGNER: JW  
 CAD DESIGNER: TP  
 REVIEWED BY: TP, JW, MG

JOB #: 21354  
 TITLE: FINISH SCHEDULES  
 SHEET: FS.5

INTERIOR DESIGN "SPACE PLANNING" MARKETING  
 3020 CHASTAIN HEAVENS PARKWAY, STE. 200  
 PHOENIX, AZ 85028-3003 FAX 770-429-3011  
 \* EMAIL: DMAL@DESIGNENVIRONMENTS.COM \*  
 This Drawing is the property of Design Environments, Inc. and may not be reproduced or used without their written permission.

P:\...\_2021-PROJ\21-MISC\21354\SCHEDULES\21354-FSH.dwg  
 Mar 10, 2022 - 7:01am

# FINISH SCHEDULES

## MISCELLANEOUS SCHEDULE

ID	ROOM NAME	LOCATION	MATERIAL / FINISH	MANUFACTURER	SERIES / LINE	COLOR NUMBER / NAME	FIRE RATING	SPECIAL NOTES
M44	FITNESS, YOGA	WALL	3D WOOD PANEL	TRINITY SURFACES	KONCEPT COLLECTION	EVERWHITE OAK	FOR CLASS A FIRE RATING TREATMENT REQUIRED	CONTACT: ELIZABETH CHAMBLEY AT ECHAMBLEY@TRINITYSURFACES.COM
M45	LOBBY/ LEASING	COUNTERTOP	3' GROMMET HOLE COVER	MOCKETT		DESERT SAND (93D)		MOCKETT .COM
M46	LOBBY/ LEASING, GREAT ROOM	CABINETS	CABINET	REPUBLIC ELITE	ULTRA	STYLE: SHAKER THERMOFOIL. COLOR: SANDALWOOD-ACCENT, FINISH: TEXTURED WOOD GRAIN, GLASS INSERT		REPUBLIC ELITE.COM
M47	PET SPA	WALL	3 X 8 TILE	EMSER	PASSION	AZUL		GROUT: CUSTOM BUILDING PRODUCTS FUSION PRO 370 DOVE GRAY CONTACT: AMANDA HANDLEY AT AMANDAHANDLEY@EMSER.COM
M48	GREAT ROOM	WALL	24X48 TILE	DEL CONCA USA	CHAMONIX	BIANCO		MATCH GROUT LINES TO FLOORING GROUT LINES. GROUT: CUSTOM BUILDING PRODUCTS FUSION PRO 546 CAPE GRAY. SMALLEST GROUTLINE ALLOWABLE. CONTACT: ELIZABETH CHAMBLEY AT ECHAMBLEY@TRINITYSURFACES.COM
M49	LOBBY/ LEASING, SITTING ROOM, GREAT ROOM, PET SPA, WOMEN'S RR, MEN'S RR	FLOOR	METAL COVE BASE	SCHLUTER	DILEX-AHK	ALUMINUM, BRUSHED CHROME		CONTACT: ELIZABETH CHAMBLEY 770.856.5139
M50	HALL, PET SPA, WOMEN'S RR, MEN'S RR	WALL	TRANSITION STRIP	SCHLUTER	JOLLY	ALUMINUM, BRUSHED CHROME		CONTACT: ELIZABETH CHAMBLEY 770.856.5139
M51	MULTI PURPOSE	WALL, CEILING	3/ 4" WOODEN PANEL/ PAINT GRADE	PER BUILDER		PAINT P6		
M52	MULTI PURPOSE	CEILING	3/ 4" WOODEN PANEL/ PAINT GRADE	PER BUILDER		PAINT P8		
M53	LOBBY/ LEASING, GREAT ROOM	CEILING	34" WOODEN PANEL/ WRAP IN HARDWOOD	PER BUILDER/ DUCHATEAU	ATELIER SERIES	CHALET	FOR CLASS A FIRE RATING TREATMENT REQUIRED	CONTACT: LURLEEN MASON AT LMASON@DUCHATEAU.COM
M54	MAIL	WALL	PER ARCHITECT			BLACK		
M55	GREAT ROOM , MEN'S RR, WOMEN'S RR	CABINETS	ADA REMOVABLE PANEL	REPUBLIC ELITE	ULTRA	STYLE: SHAKER THERMOFOIL. COLOR: SANDALWOOD-ACCENT, FINISH: TEXTURED WOOD GRAIN		REPUBLIC ELITE.COM
M56	BREAK	CABINETS	CABINET	REPUBLIC ELITE		COLOR TBD		
M57	BREAK	CABINETS	ADA REMOVABLE PANEL	REPUBLIC ELITE		COLOR TBD		
M58	LOBBY/ LEASING	CEILING	HOOKS					
M59	STUDY	CABINETS	CABINET/ WRAPPED IN LAMINATE	PER BUILDER/ WILSONART		8221-38/ SAP WALNUT, FINE VELVET TEXTURE FINISH		CONTACT: CHRISTA PIROZZI AT CHRISTA.PIROZZI@WILSONART.COM
M60	FITNESS, MAIL	CABINETS	CABINET	REPUBLIC ELITE	ULTRA	STYLE: SHAKER THERMOFOIL. COLOR: MATTE BLACK-ACCENT, FINISH: MATTE SOLID		REPUBLIC ELITE.COM
M61	FITNESS	CABINETS	ADJUSTABLE SHELVING	REPUBLIC ELITE		STYLE: SHAKER THERMOFOIL. COLOR: MATTE BLACK-ACCENT, FINISH: MATTE SOLID		
M62	PET SPA	WALL	3X8 TILE	EMSER	PASSION GLAZED CERAMIC TILE	AZUL		GROUT: CUSTOM BUILDING PRODUCTS FUSION PRO 370 DOVE GRAY CONTACT: AMANDA HANDLEY AT AMANDAHANDLEY@EMSER.COM
M63	PET SPA	WALL	2X10 TILE	GARDEN STATE TILE	CABANA	OCEAN BREEZE		GROUT: CUSTOM BUILDING PRODUCTS FUSION PRO 333 ALABASTER. CONTACT: LESLIE WEINBERG AT LWEINBERG@GSTILE.COM
M64	PET SPA		ANIMAL BATHTUB	FOREVER STAINLESS STEEL	48" STEP-IN TUB W/ HAIR CATCHING DRAIN	STAINLESS STEEL		FOREVERSTAINLESSSTEEL.COM INCLUDE FAUCET
M65	PET SPA		GROOMING TABLE	FLYING PIG GROOMING	FLYING PIG LARGE HEAVY DUTY GROOMING TABLE W/ ARM	BLACK		FLYINGPIGGROOMING.COM
M66	PET SPA	WALL	DRYER	FLYING PIG GROOMING	FLYING PIG ONE PLUS WALLMOUNT GROOMING DRYER	BLACK		FLYINGPIGGROOMING.COM
M67	PACKAGE		REFRIGERATOR/ FREEZER	IMBERA FOOD SERVICE/ OR EQUAL	VRD21			WWW.IMBERACOOING.COM
M68	LOBBY/ LEASING, GREAT ROOM	UNDERCOUNTERTOP	FLOATING COUNTERTOP SUPPORT BRACKETS	ARCHITECTURAL PRODUCTS BY OUTWATER L.L.C.	NEW JERSEY	CSB18-NJ-CRS		OUTWATER.COM

INTERIOR DESIGN "SPACE PLANNING" MARKETING  
 3020 CHASTAIN HEAVEN DRIVE PARKWAY STE. 300  
 PHONE: 770-429-3000 FAX: 770-429-3011  
 \*EMAIL: DMAL@DESIGNENVIRONMENTS.COM\*

This Drawing is the property of Design  
 Environments Inc. and may not be reproduced or  
 used without their written permission.

DEi  
 DESIGN  
 ENVIRONMENTS

CLUB/ LEASING @  
 POWDER SPRINGS  
 POWDER SPRINGS, GA  
 NOVARE GROUP HOLDINGS

REV. NO.	DATE	REMARKS

RELEASED  
 FOR CONSTRUCTION

BEGIN DATE: 12.13.21  
 RELEASE DATE: 03.11.22  
 DESIGNER: JW  
 CAD DESIGNER: TP  
 REVIEWED BY: TP, JW, MG

JOB #: 21354  
 TITLE: FINISH SCHEDULES  
 SHEET: FS.6

P:\...\_2021-PROJ\21-MISC\21354\SCHEDULES\21354-FSH.dwg Mar 10, 2022 - 7:02am