

LEASING/ AMENITIES

MARK at TALLAHASSEE PHASE III BLDG. C

TALLAHASSEE, FL
LANDMARK PROPERTIES



DESIGN ENVIRONMENTS
DESIGN for LIFE

Atlanta | Boston | Chicago | Greensboro | San Francisco
Hospitality | Institutional | Multi Family | Residential | Senior Living | Student Housing

CONTACTS

INTERIOR DESIGNER: DESIGN ENVIRONMENTS
3025 Chastain Meadows Pkwy, Suite 200
Marietta, GA 30066
Phone 770.429.3200
Fax 770.429.3201

PROJECT DESIGNER: Jeanne Wilson
E-MAIL jwilson@designenvironments.com

CAD DESIGNER: Tammy Perry
E-MAIL tperry@designenvironments.com

OWNER: LANDMARK PROPERTIES
315 Oconee St.
Athens, GA 39691
PHONE 305.510.1476
FAX
E-MAIL dale.hope@LandmarkProperties.com

CONTACT: Dale Hope

ARCHITECT: NILES BOLTON ASSOCIATES
3060 Peachtree Rd NW, Unit 600
Atlanta, GA 30305
PHONE 404.365.7600
FAX
E-MAIL kreed@nilesbolton.com

PROJECT ARCHITECT: Kirsten Reed

SHEET INDEX

1. GENERAL NOTES

GN.1 COVER
GN.2 NOTES AND SYMBOLS

2. PLANS

ID.100	BLDG. C LEVEL 2 ARCHITECTURAL AND KEY PLAN	ID.303A	BLDG. C LEVEL 6 ELECTRICAL ADDITIONS PLAN "A"
ID.101	BLDG. C LEVEL 3 ARCHITECTURAL AND KEY PLAN	ID.303B	BLDG. C LEVEL 6 ELECTRICAL ADDITIONS PLAN "B"
ID.102	BLDG. C LEVEL 1 ARCHITECTURAL AND KEY PLAN	ID.400	BLDG. C LEVEL 2 FLOOR COVERING PLAN
ID.103A	BLDG. C LEVEL 6 ARCHITECTURAL AND KEY PLAN "A"	ID.401	BLDG. C LEVEL 3 FLOOR COVERING PLAN
ID.103B	BLDG. C LEVEL 6 ARCHITECTURAL AND KEY PLAN "B"	ID.402	BLDG. C LEVEL 1 FLOOR COVERING PLAN
ID.200	BLDG. C LEVEL 2 REFLECTED CEILING PLAN	ID.403A	BLDG. C LEVEL 6 FLOOR COVERING PLAN "A"
ID.201	BLDG. C LEVEL 3 REFLECTED CEILING PLAN	ID.403B	BLDG. C LEVEL 6 FLOOR COVERING PLAN "B"
ID.202	BLDG. C LEVEL 1 REFLECTED CEILING PLAN	ID.500	BLDG. C LEVEL 2 FURNITURE AND FIXTURES PLAN
ID.203A	BLDG. C LEVEL 6 REFLECTED CEILING PLAN "A"	ID.501	BLDG. C LEVEL 3 FURNITURE AND FIXTURES PLAN
ID.203B	BLDG. C LEVEL 6 REFLECTED CEILING PLAN "B"	ID.502	BLDG. C LEVEL 1 FURNITURE AND FIXTURES PLAN
ID.300	BLDG. C LEVEL 2 ELECTRICAL ADDITIONS PLAN	ID.503A	BLDG. C LEVEL 6 FURNITURE AND FIXTURE PLAN "A"
ID.301	BLDG. C LEVEL 3 ELECTRICAL ADDITIONS PLAN	ID.503B	BLDG. C LEVEL 6 FURNITURE AND FIXTURE PLAN "B"
ID.302	BLDG. C LEVEL 1 ELECTRICAL ADDITIONS PLAN		

3. ELEVATION AND DETAILS

ID.600	INTERIOR ELEVATIONS AND DETAILS	ID.613	INTERIOR ELEVATIONS AND DETAILS
ID.601	INTERIOR ELEVATIONS AND DETAILS	ID.614	INTERIOR ELEVATIONS AND DETAILS
ID.602	INTERIOR ELEVATIONS AND DETAILS	ID.615	INTERIOR ELEVATIONS AND DETAILS
ID.603	INTERIOR ELEVATIONS AND DETAILS	ID.616	INTERIOR ELEVATIONS AND DETAILS
ID.604	INTERIOR ELEVATIONS AND DETAILS	ID.617	INTERIOR ELEVATIONS AND DETAILS
ID.605	INTERIOR ELEVATIONS AND DETAILS	ID.618	INTERIOR ELEVATIONS AND DETAILS
ID.606	INTERIOR ELEVATIONS AND DETAILS	ID.619	INTERIOR ELEVATIONS AND DETAILS
ID.607	INTERIOR ELEVATIONS AND DETAILS	ID.620	INTERIOR ELEVATIONS AND DETAILS
ID.608	INTERIOR ELEVATIONS AND DETAILS	ID.621	INTERIOR ELEVATIONS AND DETAILS
ID.609	INTERIOR ELEVATIONS AND DETAILS	ID.622	INTERIOR ELEVATIONS AND DETAILS
ID.610	INTERIOR ELEVATIONS AND DETAILS	ID.623	INTERIOR ELEVATIONS AND DETAILS
ID.611	INTERIOR ELEVATIONS AND DETAILS	ID.624	INTERIOR ELEVATIONS AND DETAILS
ID.612	INTERIOR ELEVATIONS AND DETAILS	ID.625	INTERIOR ELEVATIONS AND DETAILS
		ID.626	INTERIOR ELEVATIONS AND DETAILS

4. FINISH SCHEDULES

FS.1	MOULDING PROFILES	FS.5	FINISH SCHEDULES
FS.2	FINISH SCHEDULES	FS.6	FINISH SCHEDULES
FS.3	FINISH SCHEDULES	FS.7	FINISH SCHEDULES
FS.4	FINISH SCHEDULES	FS.8	FINISH SCHEDULES

PROJECT

22593-C

DESIGN ENVIRONMENTS
DESIGN for LIFE

Atlanta | Boston | Chicago | Greensboro | San Francisco
Hospitality | Institutional | Multi Family | Residential | Senior Living | Student Housing

LEASING/ AMENITIES
MARK at TALLAHASSEE PHASE III BLDG. C
TALLAHASSEE, FL
LANDMARK PROPERTIES

REVISIONS

DR.	REV.	DATE	REMARK	HRIS

RELEASED FOR CONSTRUCTION

BEGIN DATE: 04.11.23
RELEASE DATE: 06.28.23
DESIGNER: JW
CAD DESIGNER: TP
REVIEWED BY: JW, TP, MDG

JOB #: 22593-C

TITLE: COVER

SHEET: GN.1

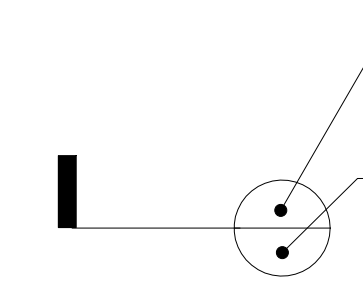
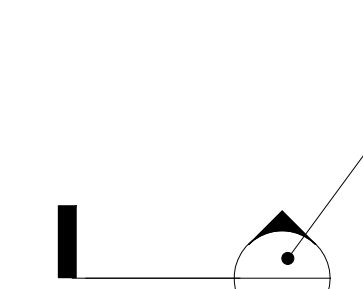
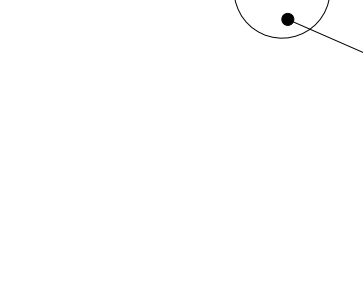
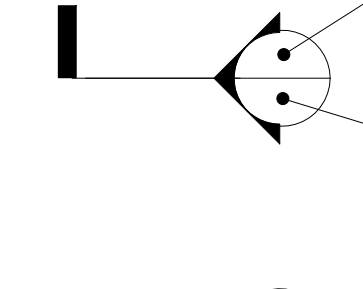
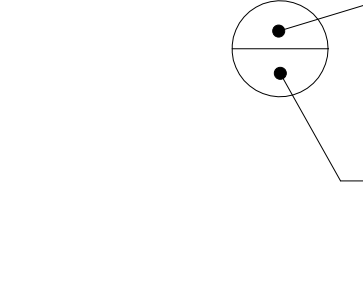
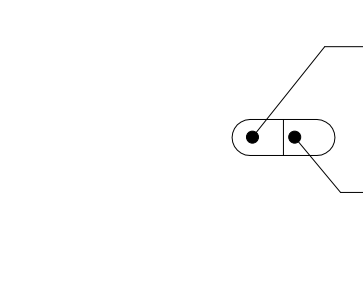

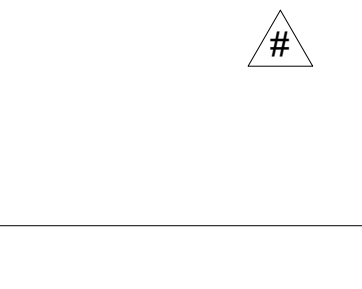


GENERAL NOTES

- CABINETS AND MILLWORK CONTRACTORS ARE RESPONSIBLE FOR VERIFYING ALL SITE DIMENSIONS REQUIRED FOR PROPER INSTALLATION AND FIT OF THEIR WORK.
- THE DESIGNER IS NOT RESPONSIBLE FOR THE TECHNIQUES, MEANS, AND METHODS EMPLOYED BY THE CONTRACTOR OR HIS SUBCONTRACTORS FOR THE FABRICATION OR INSTALLATION OF A SPECIFIED ITEM OR MATERIAL.
- SHOULD ANY SUBSTITUTIONS BE MADE BY THE CONTRACTOR, OWNER, OR ANY OF THEIR AGENTS, IT IS THE RESPONSIBILITY OF THE PARTY SUBMITTING THE SUBSTITUTION REQUEST TO RESEARCH AND QUALIFY THAT PERFORMANCE AND CONSTRUCTION SPECIFICATIONS MEET THOSE OF THE ORIGINALLY SPECIFIED ITEM OR MATERIAL PRIOR TO FIELD IMPLEMENTATION.
- CONTRACTOR SHALL VERIFY ALL EXISTING CONDITIONS AND REPORT ANY CONDITIONS THAT ARE IN CONFLICT WITH THE DRAWINGS AND SPECIFICATIONS TO THE DESIGNER IMMEDIATELY. DO NOT PROCEED WITH CONSTRUCTION UNTIL ALL DISCREPANCIES ARE RESOLVED.
- ALL CONSTRUCTION SHALL CONFORM TO THE REQUIREMENTS OF ALL GOVERNING FEDERAL, STATE, AND LOCAL BUILDING CODES.
- DIMENSIONS INDICATED ON THE PARTITION PLAN ARE TO THE FINISHED FACE OF THE PARTITION, UNLESS NOTED OTHERWISE ON THE PLAN. WHERE CLEAR DIMENSIONS ARE NOTED, THEY ARE CRITICAL FOR CLEARANCE OF FURNITURE OR EQUIPMENT AND MUST BE MAINTAINED.
- CABINETS AND MILLWORK CONTRACTORS ARE RESPONSIBLE FOR SUBMITTING WORKING DRAWINGS OF THE DESIGNS TO THE OWNER FOR APPROVAL.
- SUPERINTENDENT IS RESPONSIBLE FOR HAVING ALL APPLICABLE MATERIALS APPROVED THROUGH COUNTY INSPECTORS PRIOR TO PURCHASE.
- SHOULD ANY QUESTIONS ARISE AT ANY TIME DURING THE PRICING, FABRICATION OR INSTALLATION OF ANY OF THE DESIGNS INCLUDED HEREIN PLEASE CONTACT THE DESIGNER FOR CLARIFICATION.
- ANY DESIGN CHANGES REQUESTED BY THE CONTRACTOR OR THE OWNER SHALL BE CONSIDERED BY THE DESIGNER AS THEY RELATE TO THE AESTHETICS OF THE DESIGN CONCEPT. NOTIFY DESIGN ENVIRONMENTS OF SUCH CHANGES FOR CONSIDERATION.

FINISH NOTES

- ALL INTERIOR FINISH SPECIFICATIONS AS REQUIRED OF THE INTERIOR DESIGNER ARE INCLUDED HEREIN. SHOULD ANY QUESTIONS ARISE REGARDING THE FINISH DRAWINGS OR SPECIFICATIONS WHICH REQUIRE CLARIFICATION, THE DESIGNER IS TO BE CONSULTED BEFORE PROCEEDING. THE DESIGNER IS NOT RESPONSIBLE FOR DISCREPANCIES THAT ARISE DUE TO CHANGES BY THE BASE BUILDING ARCHITECT, CONTRACTORS, CONSULTANTS, TENANTS, LANDLORDS, OR OWNERS AFTER THIS DATE.
- ALL FINISHES AND MATERIALS SHALL BE AS INDICATED IN THE FINISH SCHEDULES. NO SUBSTITUTIONS WILL BE ACCEPTED WITHOUT PRIOR APPROVAL OF THE DESIGNER.
- FOR CLARIFICATION OF FINISHES WHERE CASEWORK BUILT-INS, OR SPECIAL TREATMENTS OCCUR, REFER TO THE ELEVATIONS AND/OR DETAILS.
- ALL MISCELLANEOUS GRILLES, DIFFUSER PLATES, ACCESS PANELS, LIGHT FIXTURE TRIM, ETC. OCCURRING ON WALLS AND/OR CEILINGS ARE TO BE FINISHED TO ON WALLS AND/OR CEILINGS ARE TO BE FINISHED TO MATCH THE WALL OR CEILING ON WHICH THEY OCCUR.
- ALL SURFACES WHICH ARE TO RECEIVE A FINISH APPLICATION SHALL BE COMPLETELY SMOOTH. IF SURFACES ARE NOT ACCEPTABLE TO RECEIVE FINISHES, NOTIFY GENERAL CONTRACTOR AND HAVE SURFACES CORRECTED BEFORE BEGINNING FINISH APPLICATION.
- ALL FINISH APPLICATIONS TO BE FREE OF ALL IMPERFECTIONS.
- UNLESS OTHERWISE STATED IN THE SPECIFICATIONS, ALL PAINTED SURFACES ARE TO RECEIVE ONE PRIME AND A MINIMUM OF TWO FINISH COATS. PRIME ALL SURFACES ACCORDING TO MANUFACTURER'S SPECIFICATIONS PRIOR TO APPLICATION OF PAINT. THE NUMBER OF COATS SPECIFIED IS THE MINIMUM NUMBER REQUIRED. APPLY ADDITIONAL COATS WHEN UNDERCOATS, STAINS, OR OTHER CONDITIONS SHOW THROUGH FINAL COAT OF PAINT UNTIL PAINT FILM IS OF UNIFORM FINISH, COLOR, AND APPEARANCE.
- ALL CASEWORK TO BE PAINTED SHALL BE SANDED SMOOTH, CLEANED, AND DEFECTS CORRECTED PRIOR TO PAINTING. WOOD SHALL BE PRIMED AS RECOMMENDED BY THE PAINT MANUFACTURER AND PAINTED WITH TWO COATS OF PAINT OF THE TYPE, COLOR, AND FINISH INDICATED.
- CONTRACTOR SHALL PREPARE A SAMPLE OF EACH STAINED FINISH ON THE APPROPRIATE MATERIAL AND SUBMIT THAT SAMPLE TO THE DESIGNER FOR APPROVAL PRIOR TO PROCEEDING WITH THE STAINING AND FINISHING OF ANY ITEM. COLOR, FINISH, AND MATERIAL OF COMPLETED WORK SHALL MATCH THAT OF THE APPROVED SAMPLE.
- ALL EXPOSED EDGES OF PLYWOOD USED IN SHELVING, ETC. IS TO BE EDGE BANDED.
- STAIN GRADE OR PAINT GRADE TRIM IS SPECIFIED HEREIN. ALL WOOD THAT IS TO BE STAINED MUST BE OF THE SAME SPECIES OF WOOD AS IS SPECIFIED.

SYMBOL LEGENDS

-  DETAIL KEY
-  SHEET NUMBER
-  ELEVATION LETTER
-  SHEET NUMBER
-  ELEVATION LETTER
-  SHEET NUMBER
-  MATERIAL TYPE
-  MATERIAL NUMBER
-  ARCHITECTURAL CHANGES PER DEI
-  REVISION NUMBER

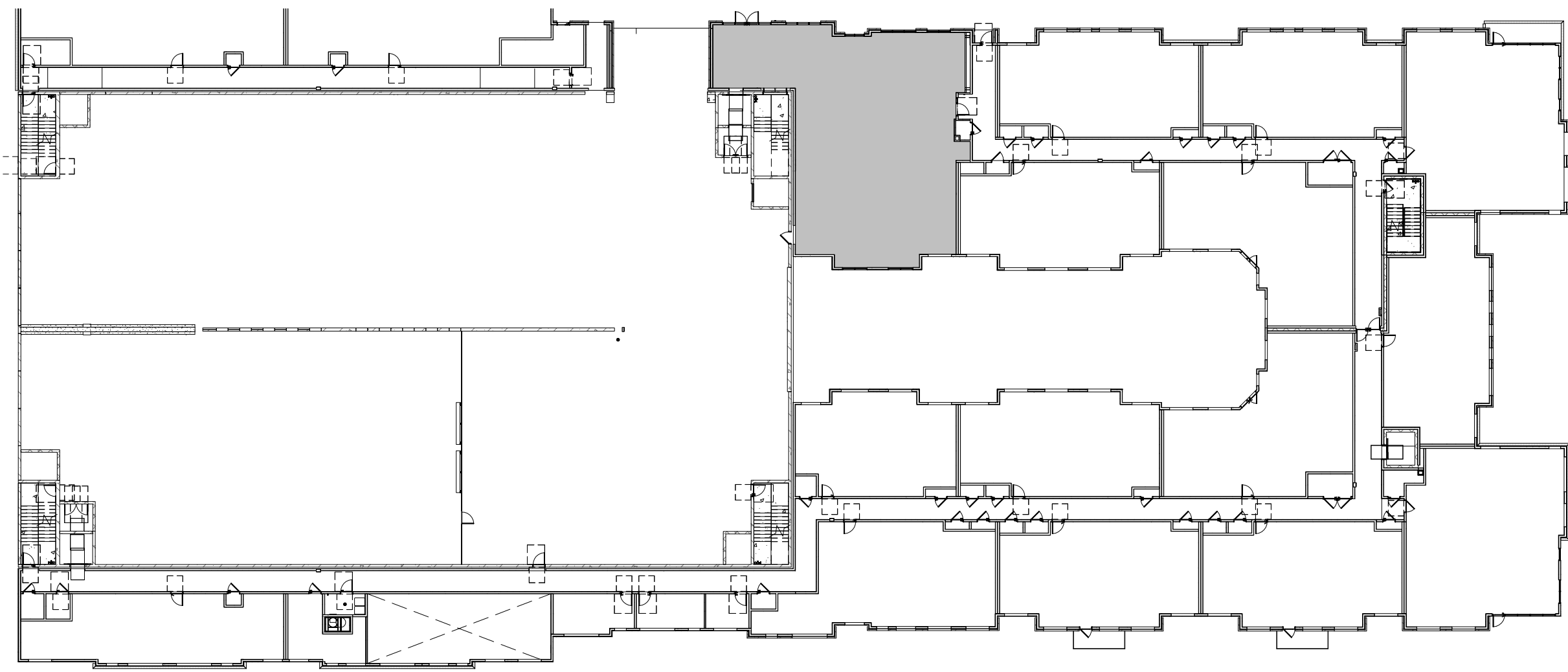
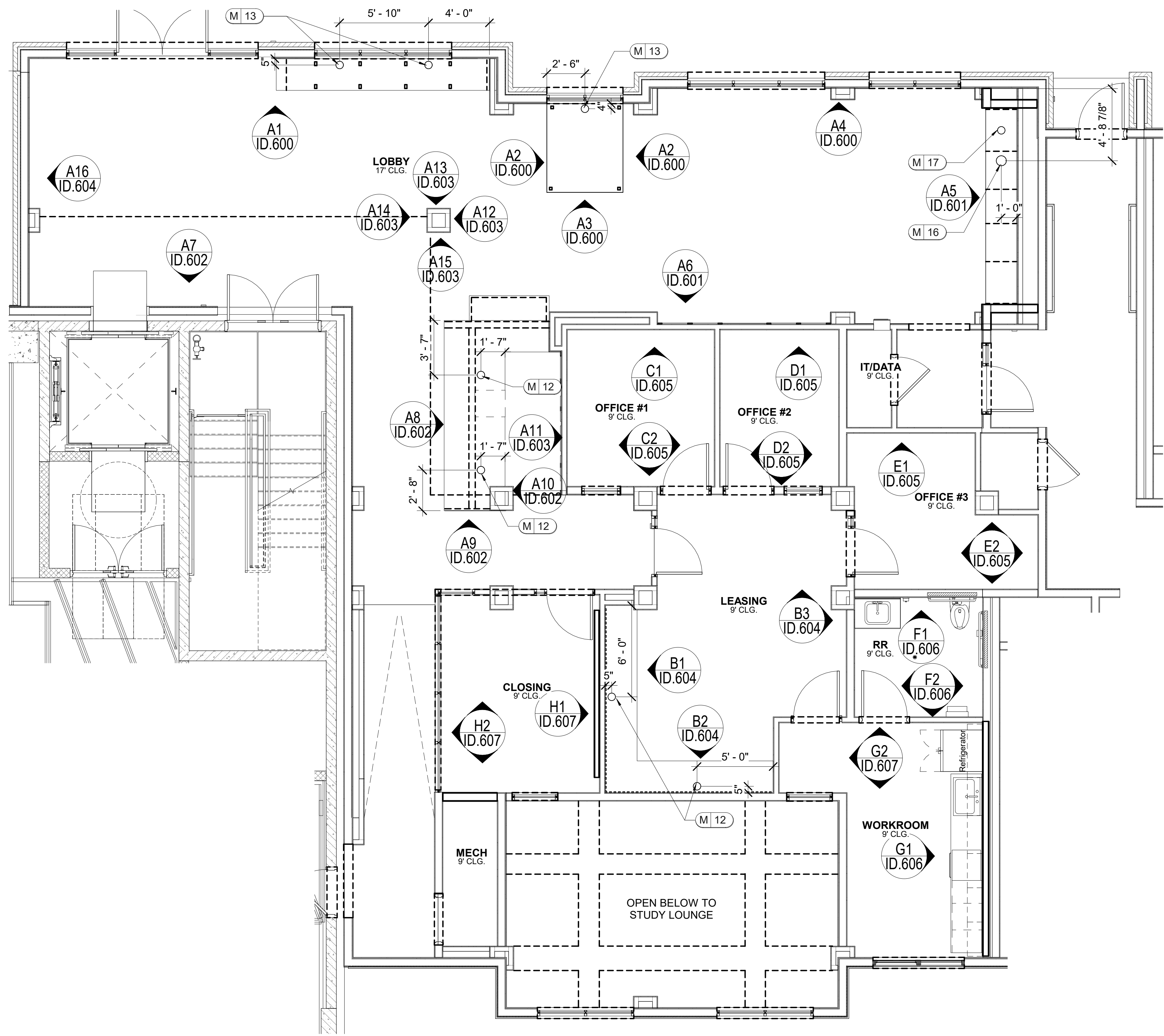
ABBREVIATIONS

- CT - COUNTERTOP
- F - FLOORING
- L - LIGHTING
- M - MISCELLANEOUS
- P - PAINT
- S - STAIN
- T - MOULDING PROFILE
- W - WALLCOVERING
- VIF - VERIFY IN FIEL
- AFF - ABOVE FINISH FLOOR
- ARCH - ARCHITECT
- CLG - CEILING
- CL - CENTERLINE
- R - RADIUS
- EQ - EQUAL
- MIN - MINIMUM
- MAX - MAXIMUM
- TYP - TYPICAL
- TBD - TO BE DETERMINED

REVISIONS		DATE	REMARK	HRIS

RELEASED FOR CONSTRUCTION	BEGIN DATE: 04.12.23	RELEASE DATE: 06.28.23
DESIGNER: JW	CAD DESIGNER: TP	REVIEWED BY: JW, TP, MDG

JOB # : 22593-C	TITLE: NOTES AND SYMBOLS	SHEET: GN.2
-----------------	--------------------------	-------------



1 BLDG. C LEVEL 2 ARCHITECTURAL AND KEY PLAN
ID.100 SCALE: 1/4" = 1'-0"

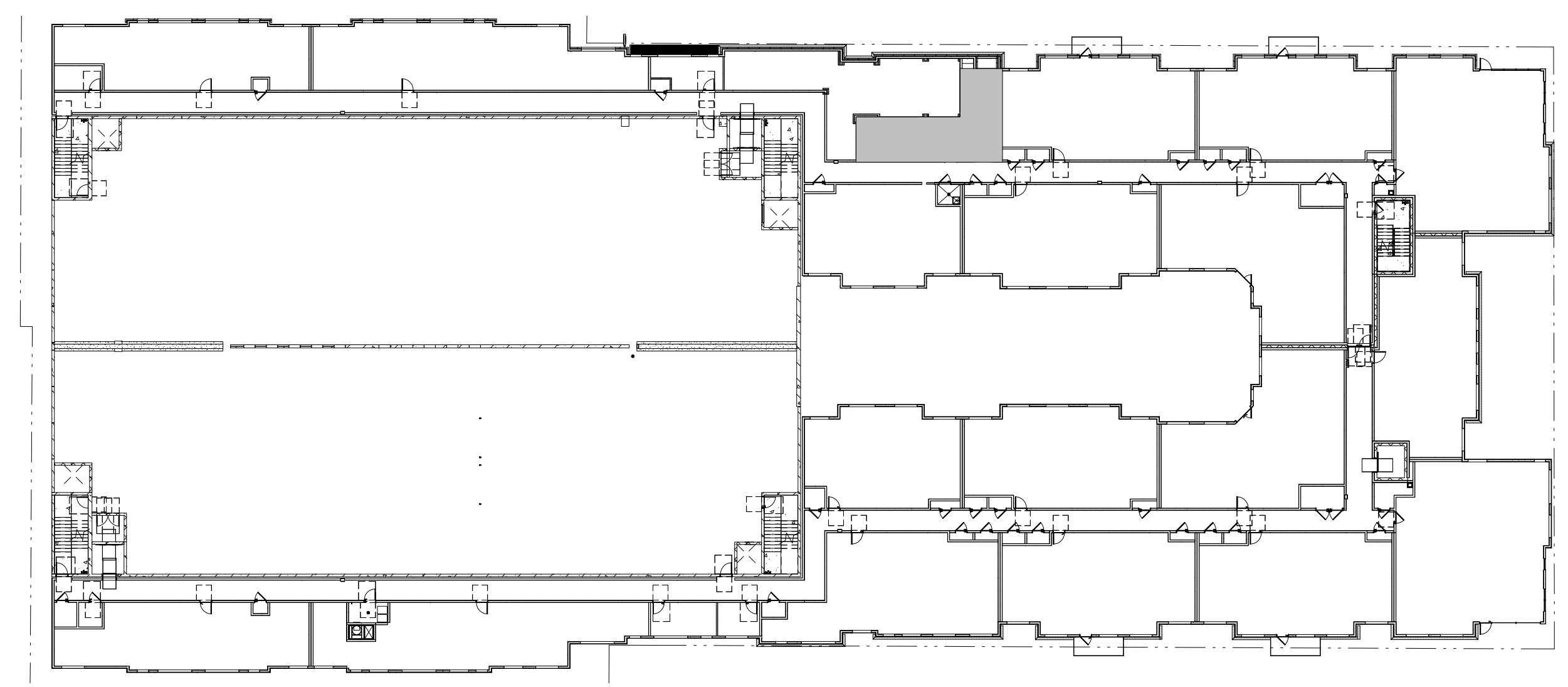
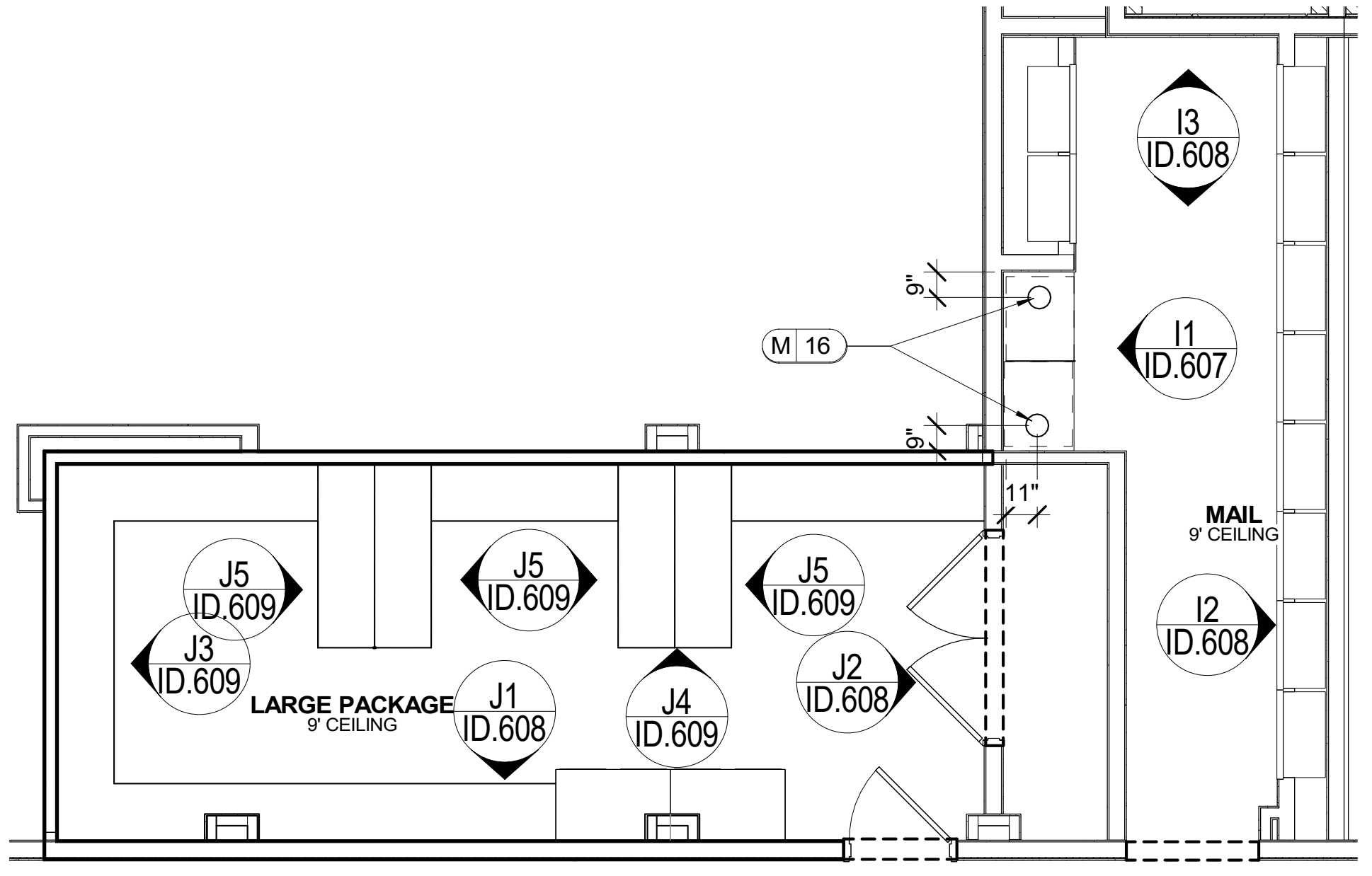
LEASING/ AMENITIES MARK at TALLAHASSEE PHASE III BLDG. C TALLAHASSEE, FL LANDMARK PROPERTIES

DESIGN ENVIRONMENTS
DESIGN FOR LIFE
Allen | Bauer | Design | Operations | Services
Healthy | Sustainable | Multi-Family | Residential | Senior Living | Student Housing
This Drawing is the property of Design Environments and may not be reproduced or used without their written permission.

REVISIONS		
DR.	REV.	DATE

RELEASED FOR CONSTRUCTION	
BEGIN DATE:	04.12.23
RELEASE DATE:	06.28.23
DESIGNER:	JW
CAD DESIGNER:	TP
REVIEWED BY:	JW, TP, MDG

JOB # :	22593-C
TITLE:	BLDG. C LEVEL 2 ARCHITECTURAL AND KEY PLAN
SHEET:	ID.100



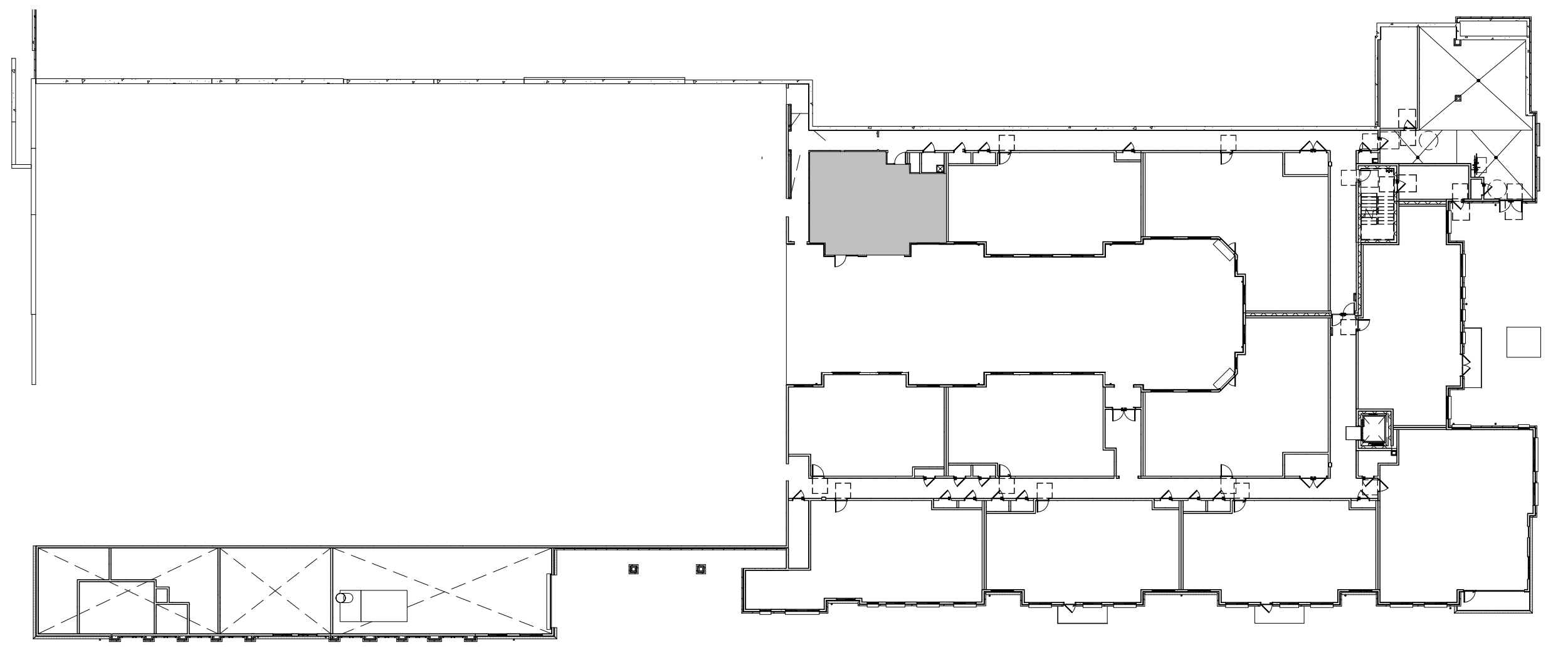
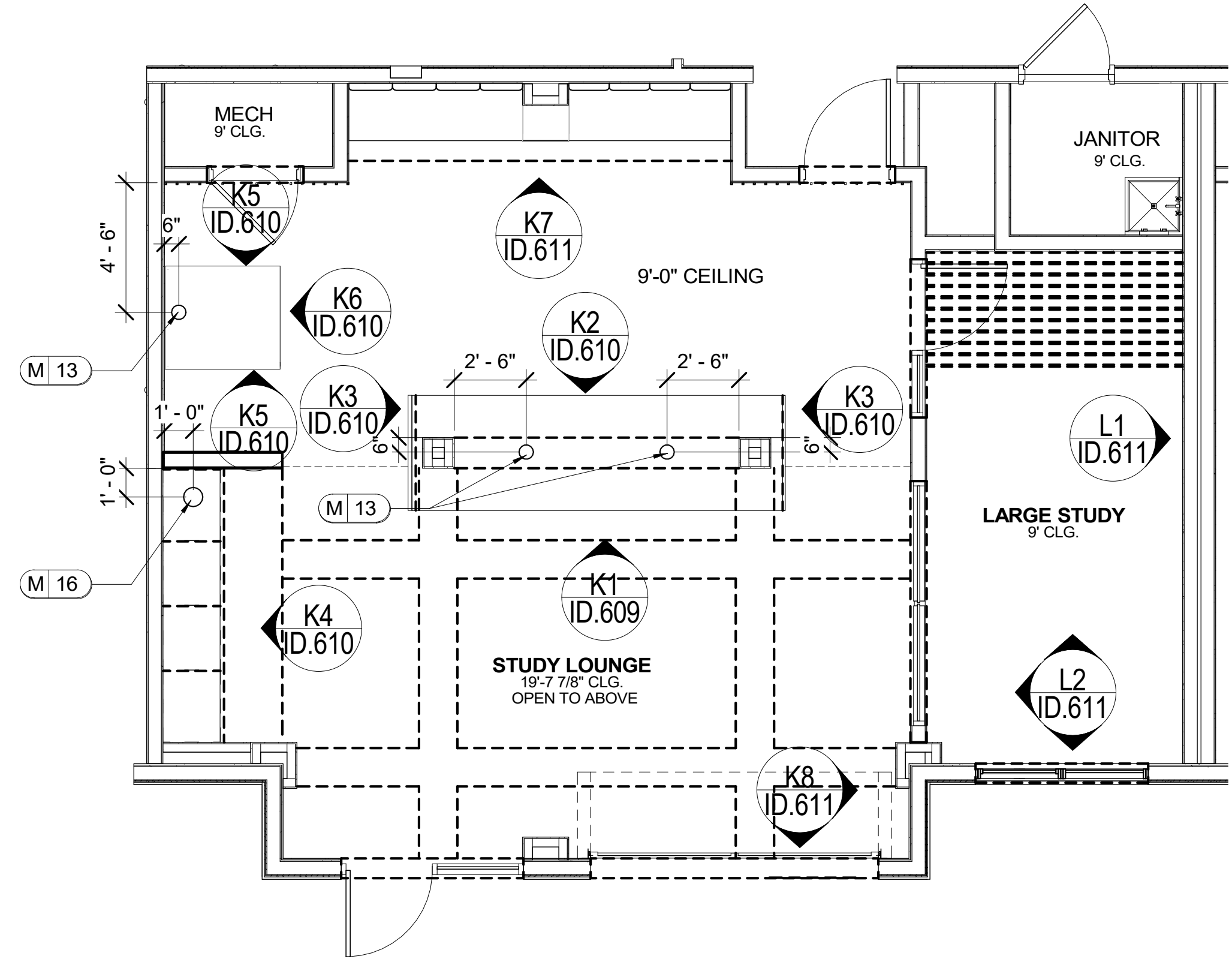
1 BLDG. C LEVEL 3 ARCHITECTURAL AND KEY PLAN
ID.101 SCALE: 1/4" = 1'-0"

JOB # : 22593-C
TITLE: BLDG. C LEVEL 3 ARCHITECTURAL AND KEY PLAN
SHEET: ID.101

RELEASED FOR CONSTRUCTION
BEGIN DATE: 04.12.23
RELEASE DATE: 06.28.23
DESIGNER: JW
CAD DESIGNER: TP
REVIEWED BY: JW, TP, MDG

REVISIONS		
DR.	REV.	DATE

LEASING/ AMENITIES
MARK at TALLAHASSEE PHASE III BLDG. C
TALLAHASSEE, FL
LANDMARK PROPERTIES



1 BLDG. C LEVEL 1 ARCHITECTURAL AND KEY PLAN
 ID.102 SCALE: 1/4" = 1'-0"

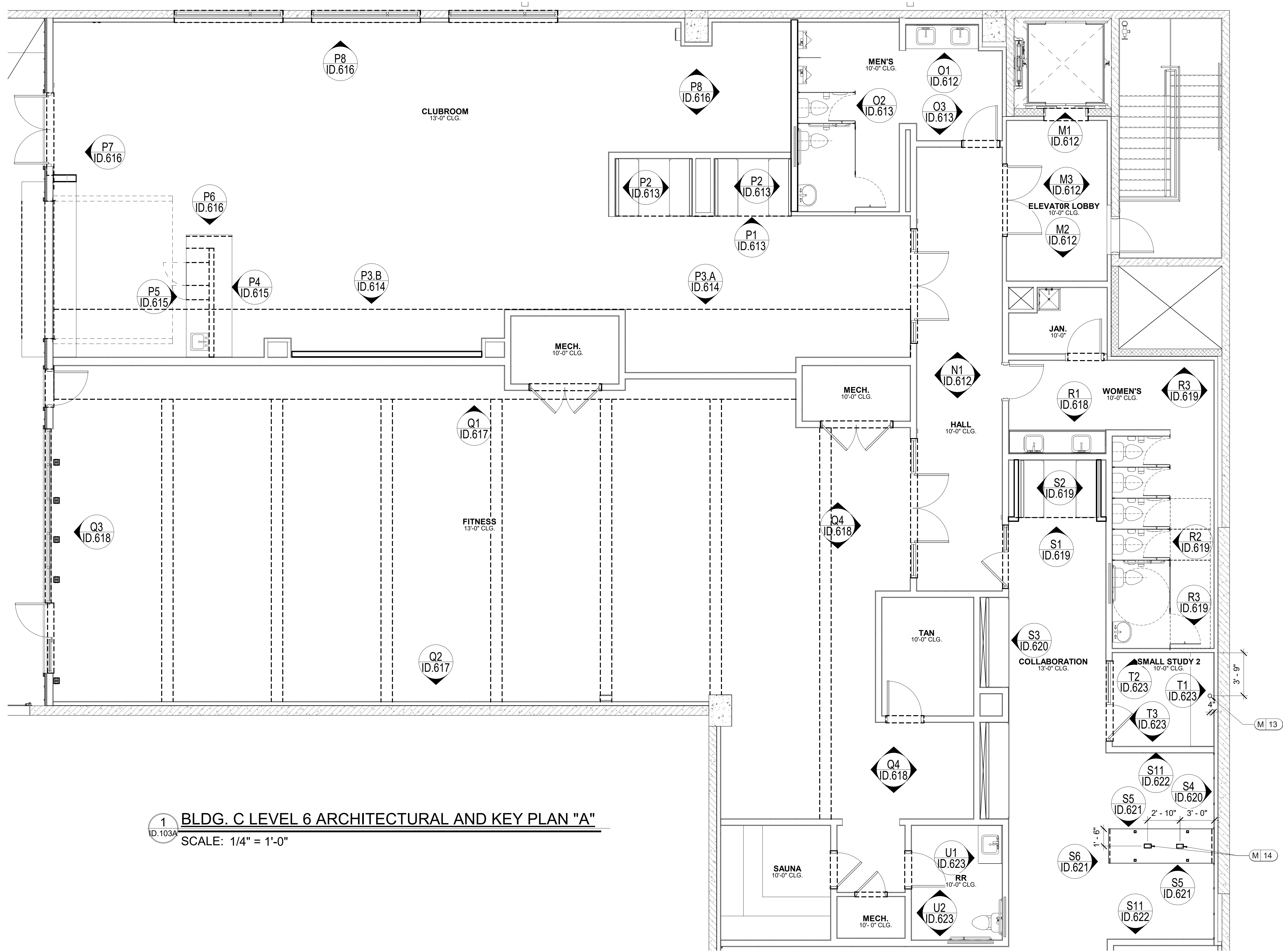
LEASING/ AMENITIES
MARK at TALLAHASSEE PHASE III BLDG. C
TALLAHASSEE, FL
LANDMARK PROPERTIES

This Drawing is the property of Design Environments and may not be reproduced or used without their written permission.

REVISIONS			HRIS
DK	REV.	DATE	REMARK

RELEASED FOR CONSTRUCTION	BEGIN DATE:	04.12.23
	RELEASE DATE:	06.28.23
	DESIGNER:	JW
	CAD DESIGNER:	TP
	REVIEWED BY:	JW,TP,MDG

JOB # :	22593-C
TITLE:	BLDG. C LEVEL 1 ARCHITECTURAL AND KEY PLAN
SHEET:	ID.102



1 BLDG. C LEVEL 6 ARCHITECTURAL AND KEY PLAN "A"
 ID.103A SCALE: 1/4" = 1'-0"

LEASING/ AMENITIES
MARK at TALLAHASSEE PHASE III BLDG. C
TALLAHASSEE, FL
LANDMARK PROPERTIES

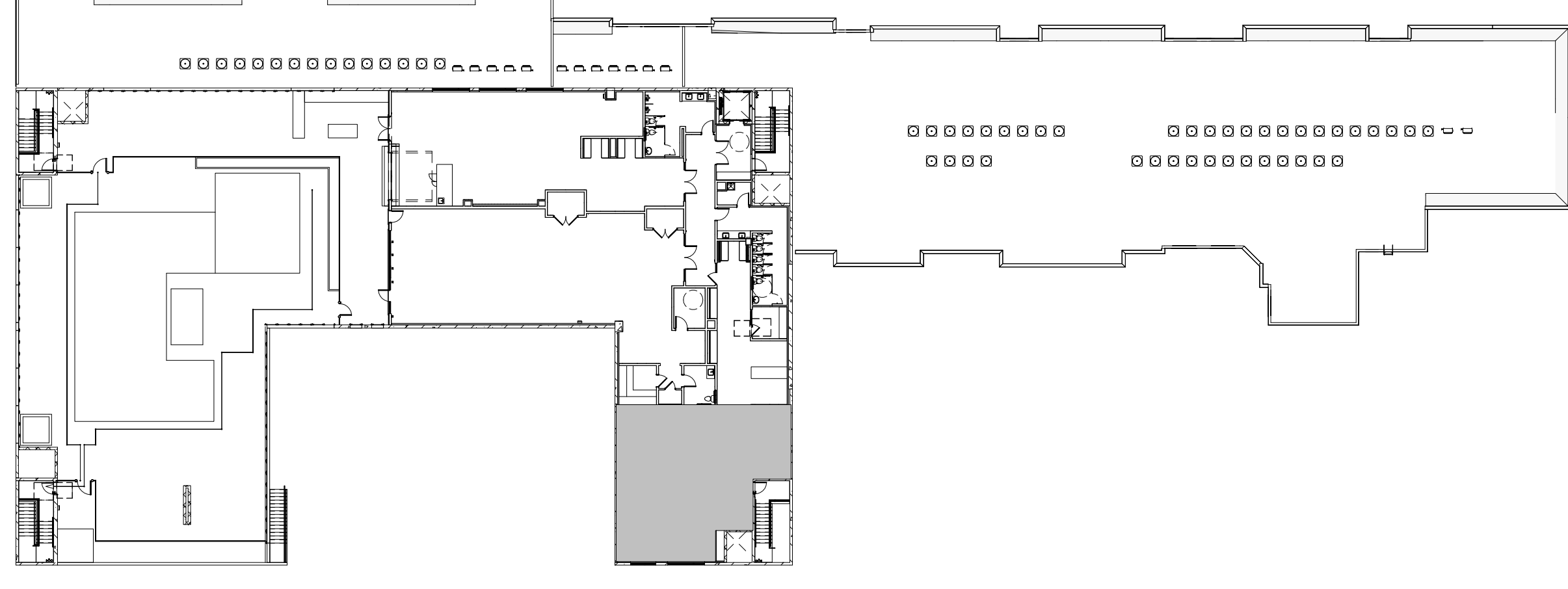
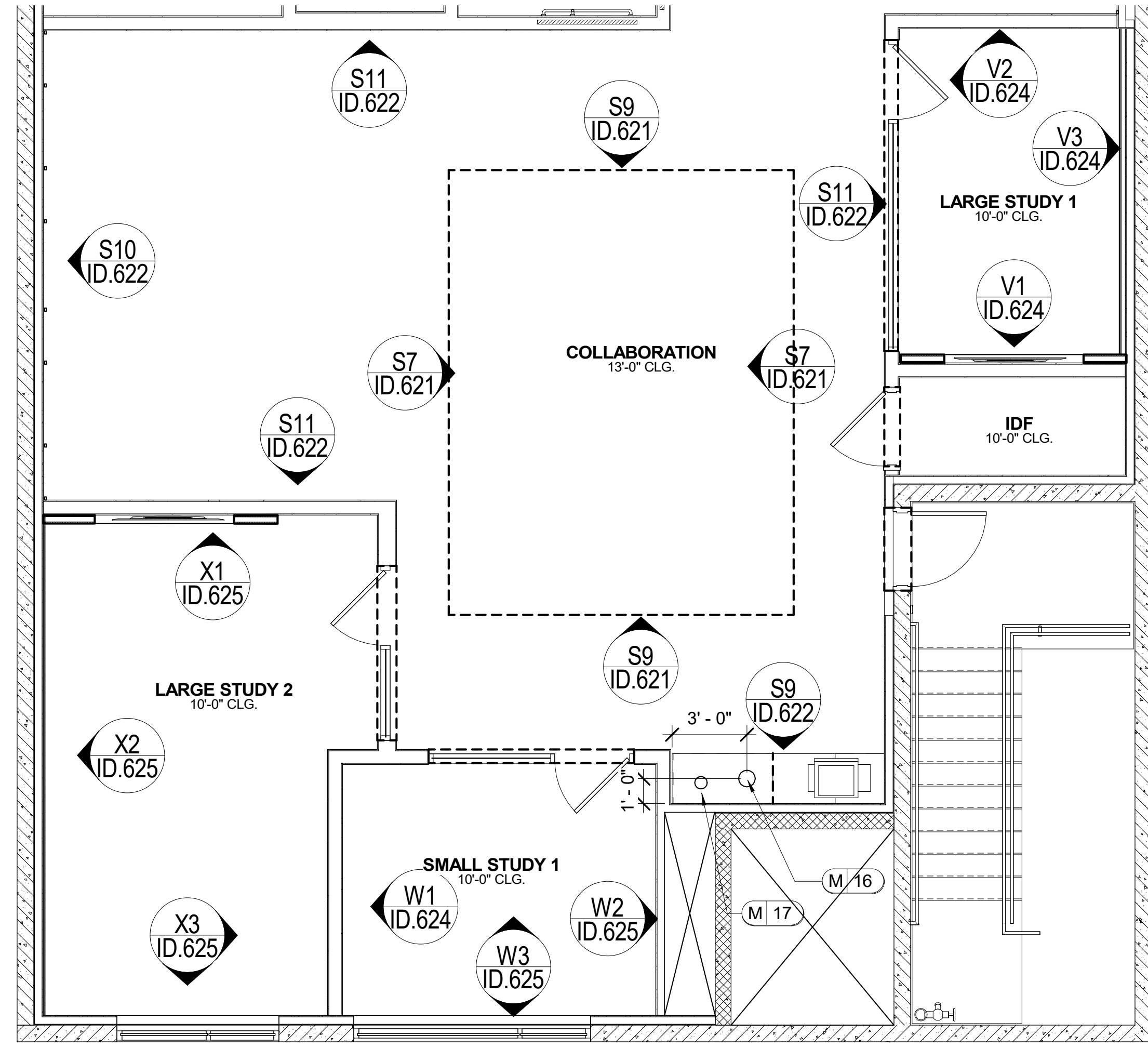
DESIGN ENVIRONMENTS
 DESIGN #P LIFE
 Miami (Owner) (Design) (Construction) (Site) (Finance)
 (Hospitality) (Retail) (Mixed-Use) (Industrial) (Senior Living) (Laboratory)
 This Drawing is the property of Design Environments and may not be reproduced or used without their written permission.

DR.	REV.	DATE	REMARK

RELEASED FOR CONSTRUCTION	BEGIN DATE	RELEASE DATE	DESIGNER	CAD DESIGNER	REVIEWED BY
	04.12.23	06.28.23	JW	TP	JW, TP, MDG

JOB #: 22593-C
 TITLE: BLDG. C LEVEL 6 ARCHITECTURAL AND KEY PLAN "A"
 SHEET: ID.103A

Autodesk Docs://The Mark - Tallahassee/22593-PLAN.R22.rvt
 6/28/2023 4:09:01 PM



1 BLDG. C LEVEL 6 ARCHITECTURAL AND KEY PLAN "B"
 ID.103B SCALE: 1/4" = 1'-0"

LEASING/ AMENITIES
MARK at TALLAHASSEE PHASE III BLDG. C
TALLAHASSEE, FL
LANDMARK PROPERTIES

DESIGN ENVIRONMENTS
 DESIGN & LIFE

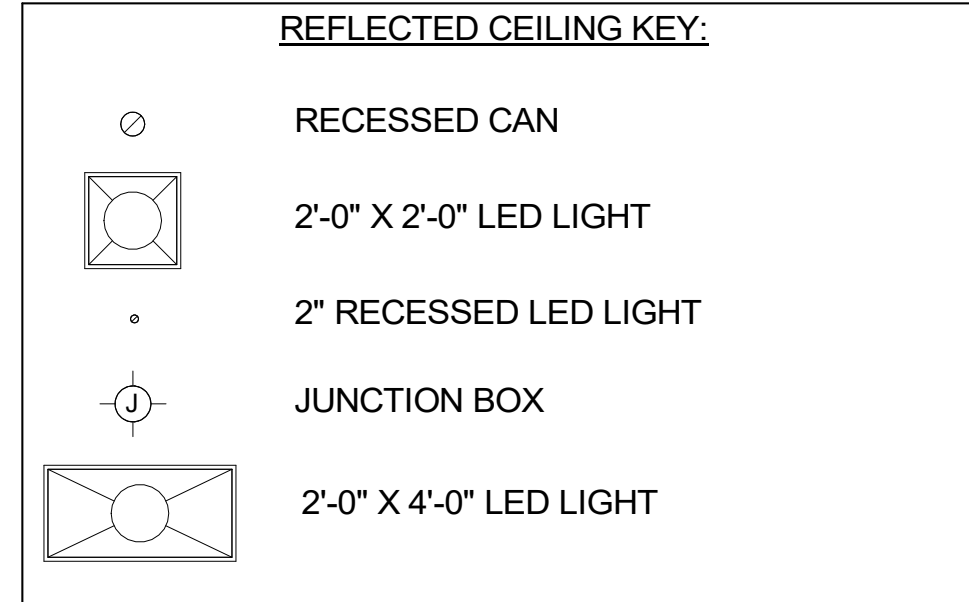
Allen Rosen (Design Director) San Francisco
 Joseph H. Harkness (Vice President) San Diego
 This Drawing is the property of Design Environments and may not be reproduced or used without their written permission.

REVISIONS		DATE	REMARK	HRS

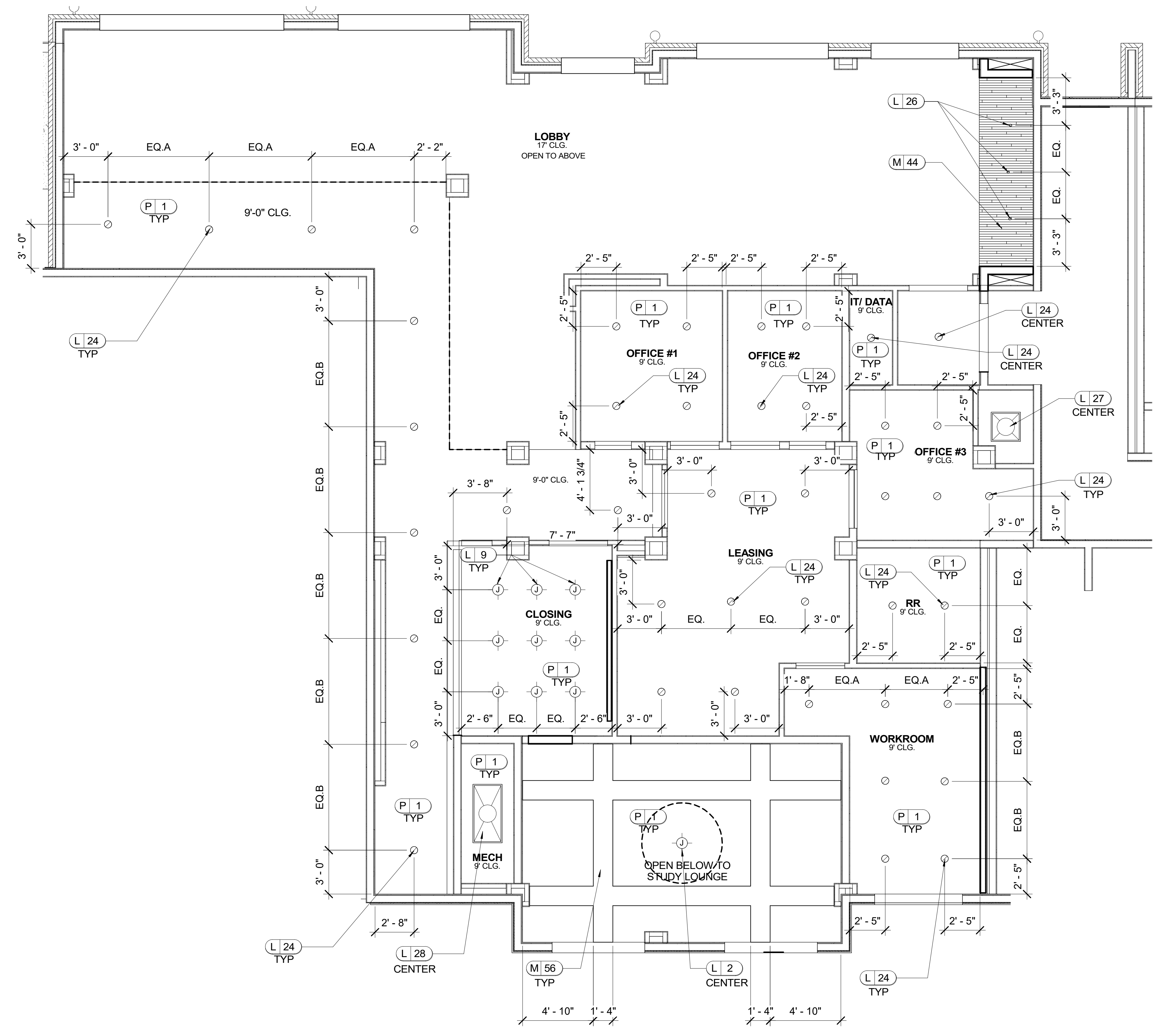
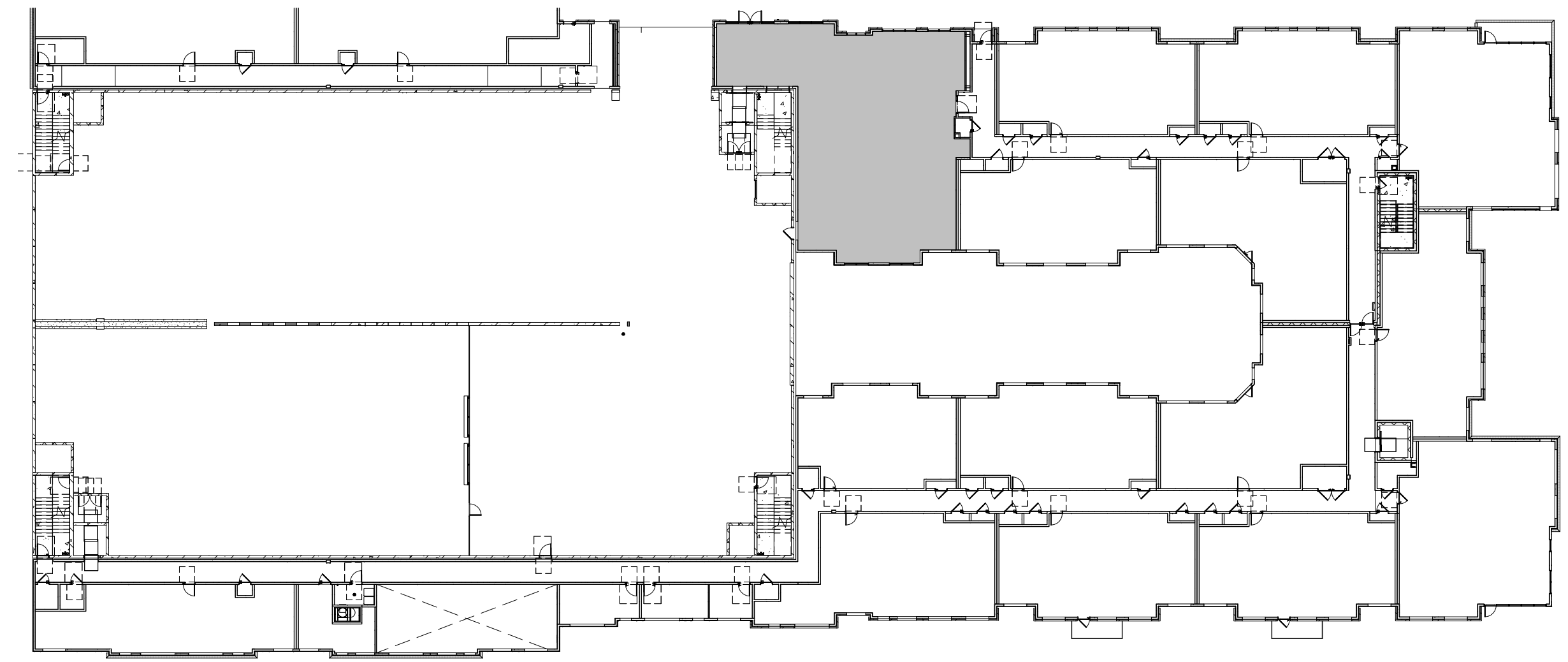
RELEASED FOR CONSTRUCTION	
BEGIN DATE:	04.12.23
RELEASE DATE:	06.28.23
DESIGNER:	JW
CAD DESIGNER:	TP
REVIEWED BY:	JW,TP,MDG

JOB # :	22593-C
TITLE:	BLDG. C LEVEL 6 ARCHITECTURAL AND KEY PLAN "B"
SHEET:	ID.103B

REFLECTED CEILING NOTE:
LIGHTING LOCATIONS PER ARCH UNLESS OTHERWISE NOTED.



ELECTRICAL NOTES:
ELECTRICAL OUTLET, JUNCTION BOX, AND LIGHTING MUST BE REFERRED TO AND CONFIRMED WITH ELECTRICAL ENGINEER'S DRAWINGS AS WELL AS STATE REQUIREMENTS. LOCATIONS AS SHOWN ARE DESIRABLE IN ACCORDANCE WITH DESIGN. REFER TO ELECTRICAL ENGINEER'S DRAWING FOR ELECTRICAL INFORMATION.



1 BLDG. C LEVEL 2 REFLECTED CEILING PLAN
SCALE: 1/4" = 1'-0"

LEASING/ AMENITIES
MARK at TALLAHASSEE PHASE III BLDG. C
TALLAHASSEE, FL
LANDMARK PROPERTIES

DESIGN ENVIRONMENTS
DESIGN & LIFE
Miami (Owner) Design (Owner) San Francisco
Healthy (Industrial) (Mkt) (Retail) (Senior Living) (Student Housing)
This Drawing is the property of Design Environments and may not be reproduced or used without their written permission.

DIR.	REV.	DATE	REMARK

RELEASED FOR CONSTRUCTION	BEGIN DATE: 04.12.23
	RELEASE DATE: 06.28.23
	DESIGNER: JW
	CAD DESIGNER: TP
	REVIEWED BY: JW, TP, MDG

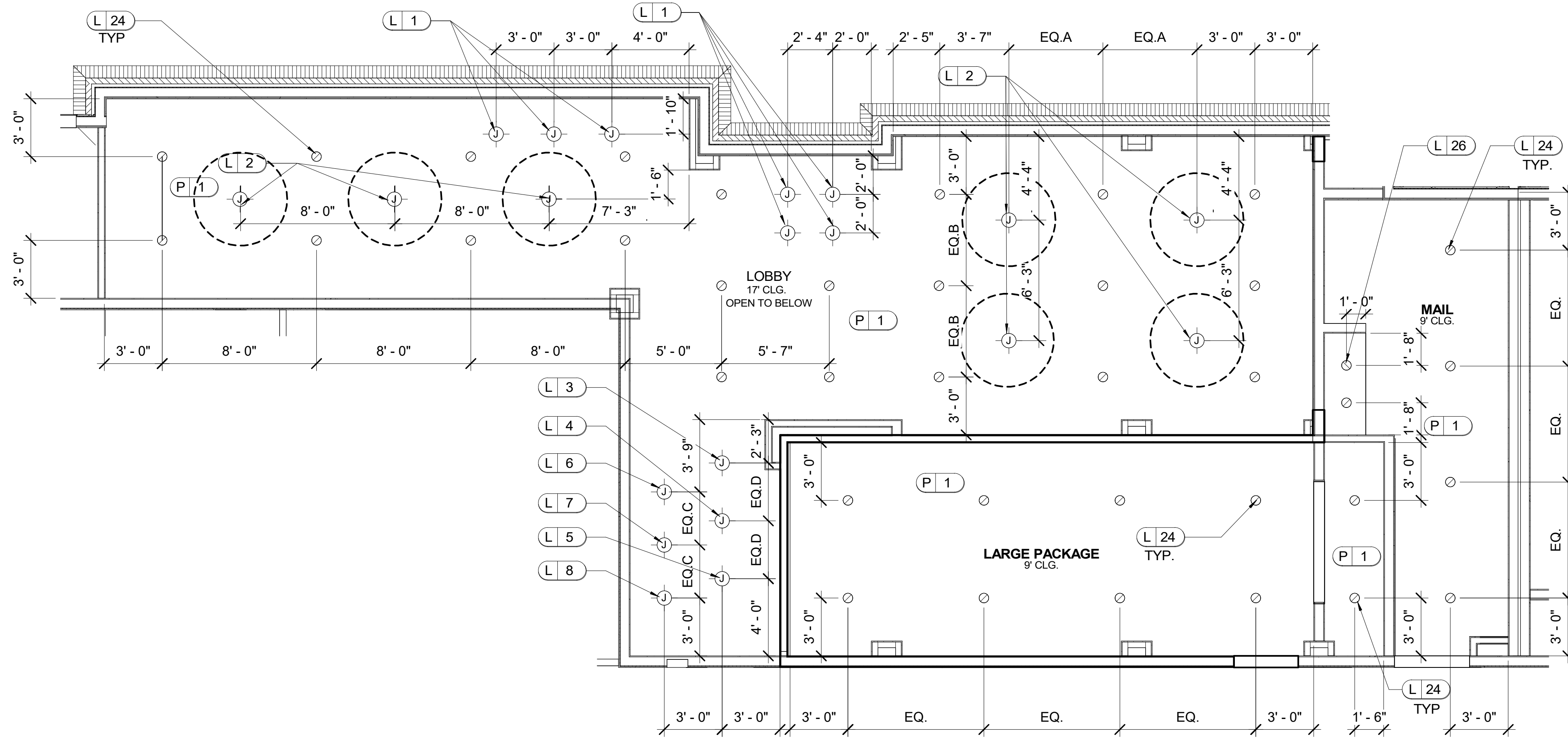
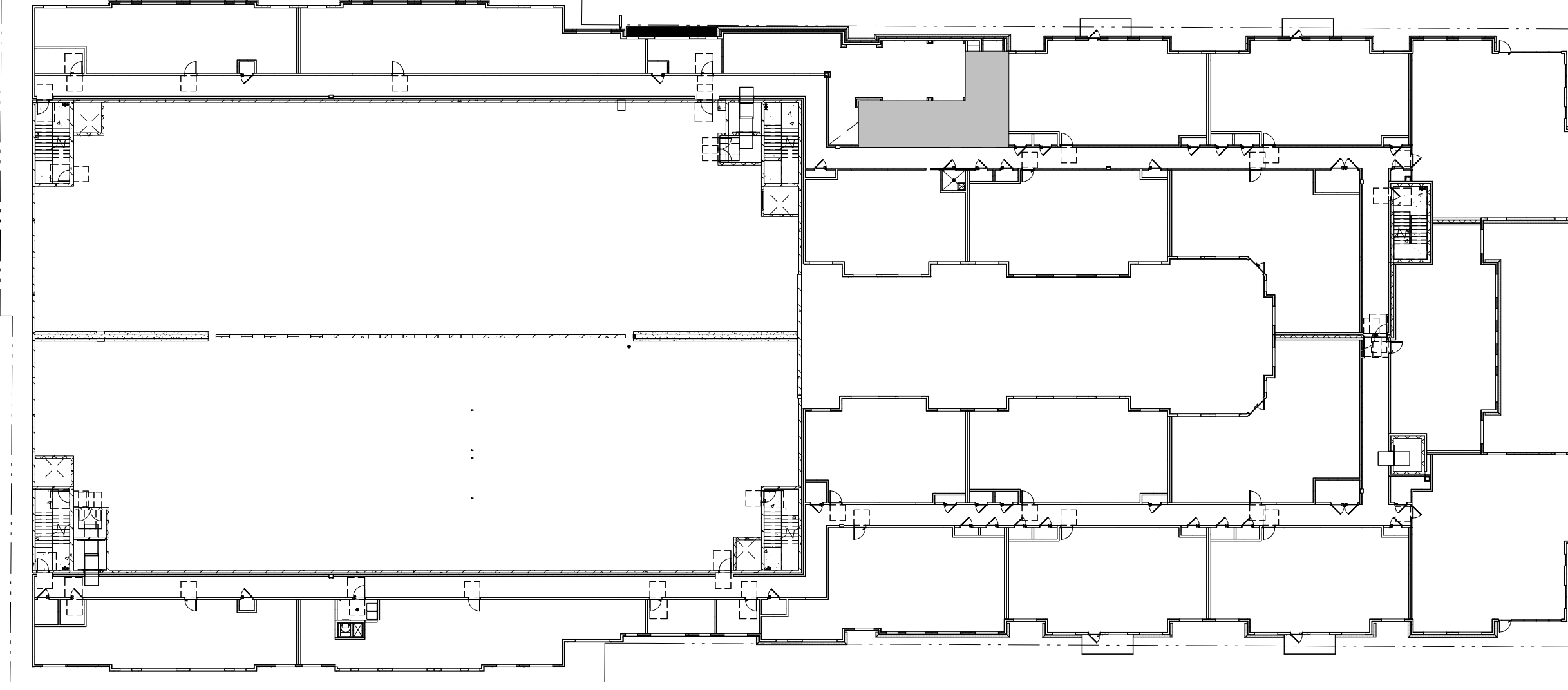
JOB # : 22593-C	TITLE: BLDG. C LEVEL 2 REFLECTED CEILING PLAN
SHEET: ID.200	

REFLECTED CEILING NOTE:
LIGHTING LOCATIONS PER ARCH UNLESS OTHERWISE NOTED.

REFLECTED CEILING KEY:

- RECESSED CAN
- ⊕ JUNCTION BOX

ELECTRICAL NOTES:
ELECTRICAL OUTLET, JUNCTION BOX, AND LIGHTING MUST BE REFERRED TO AND CONFIRMED WITH ELECTRICAL ENGINEER'S DRAWINGS AS WELL AS STATE REQUIREMENTS. LOCATIONS AS SHOWN ARE DESIRABLE IN ACCORDANCE WITH DESIGN. REFER TO ELECTRICAL ENGINEER'S DRAWING FOR ELECTRICAL INFORMATION.



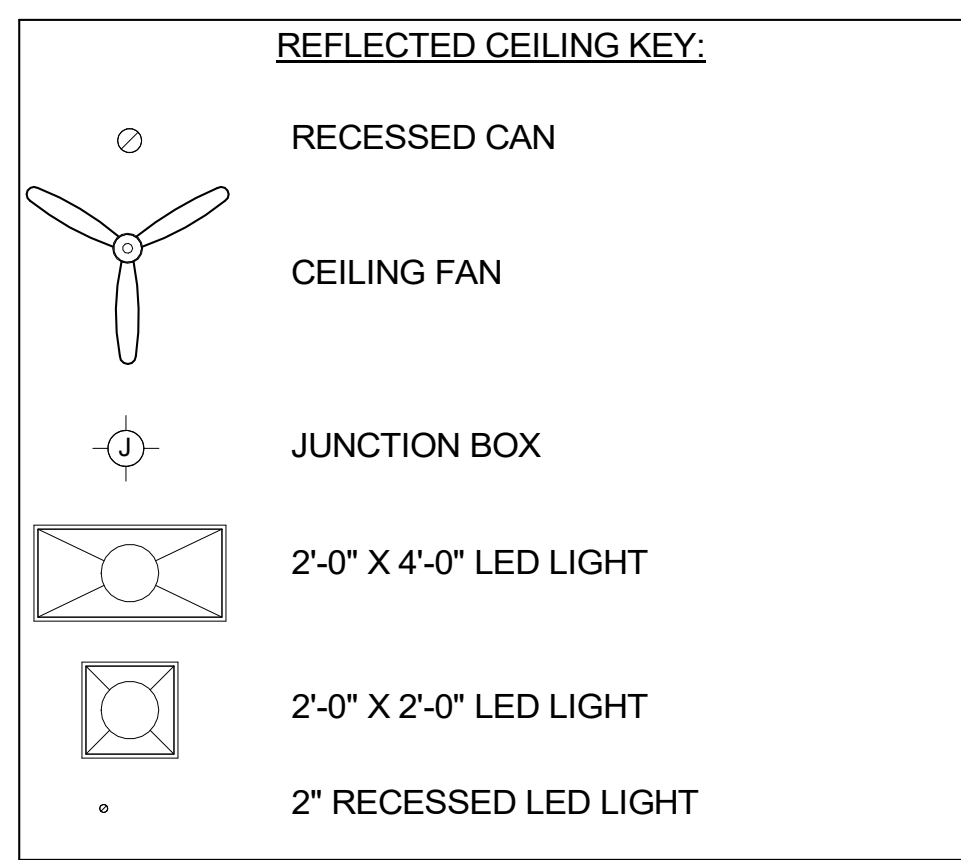
1 BLDG. C LEVEL 3 REFLECTED CEILING PLAN
ID.201
SCALE: 1/4" = 1'-0"

LEASING/ AMENITIES
MARK at TALLAHASSEE PHASE III BLDG. C
TALLAHASSEE, FL
LANDMARK PROPERTIES

DR. REV.	DATE	REMARK	HRIS

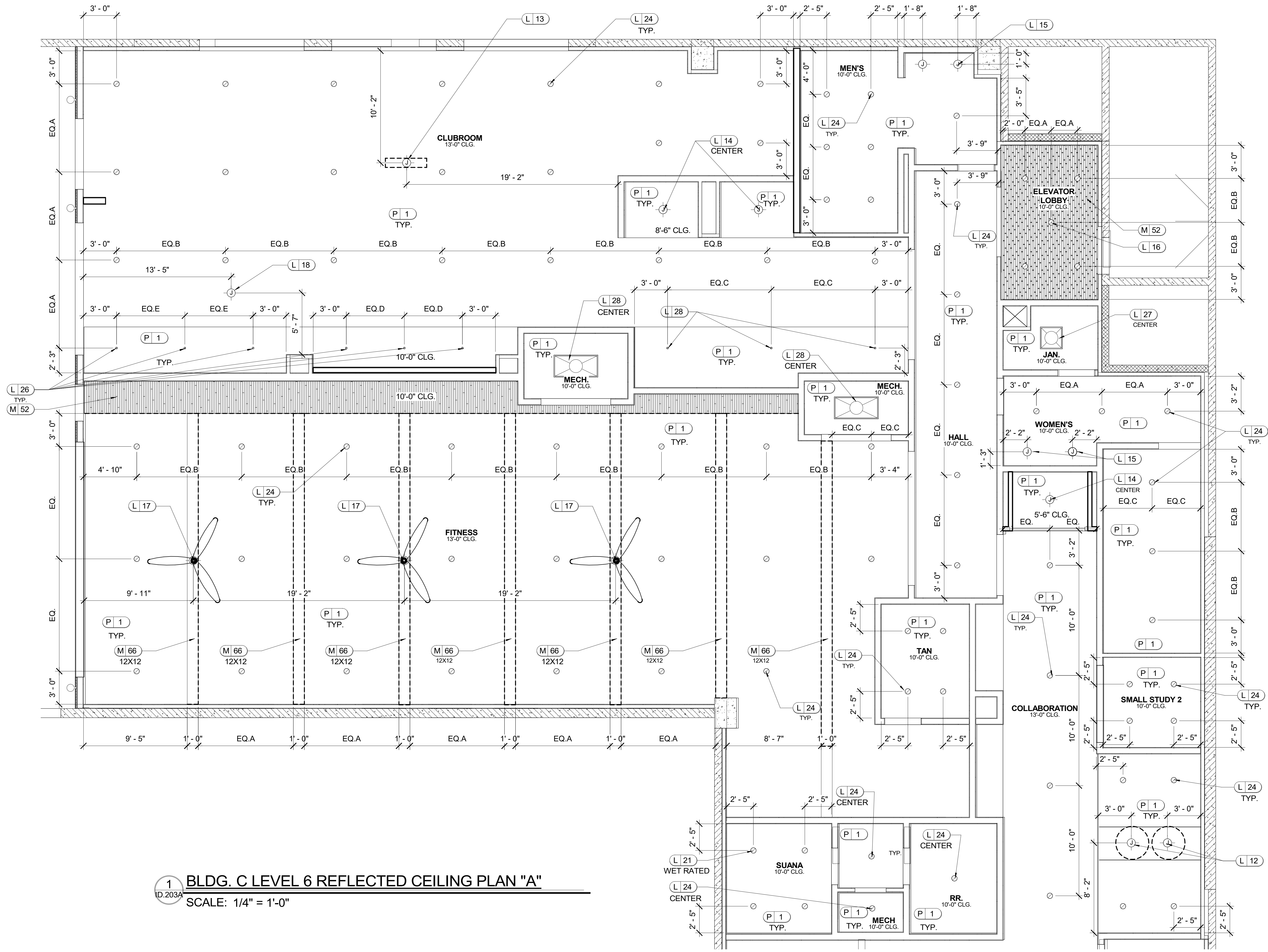
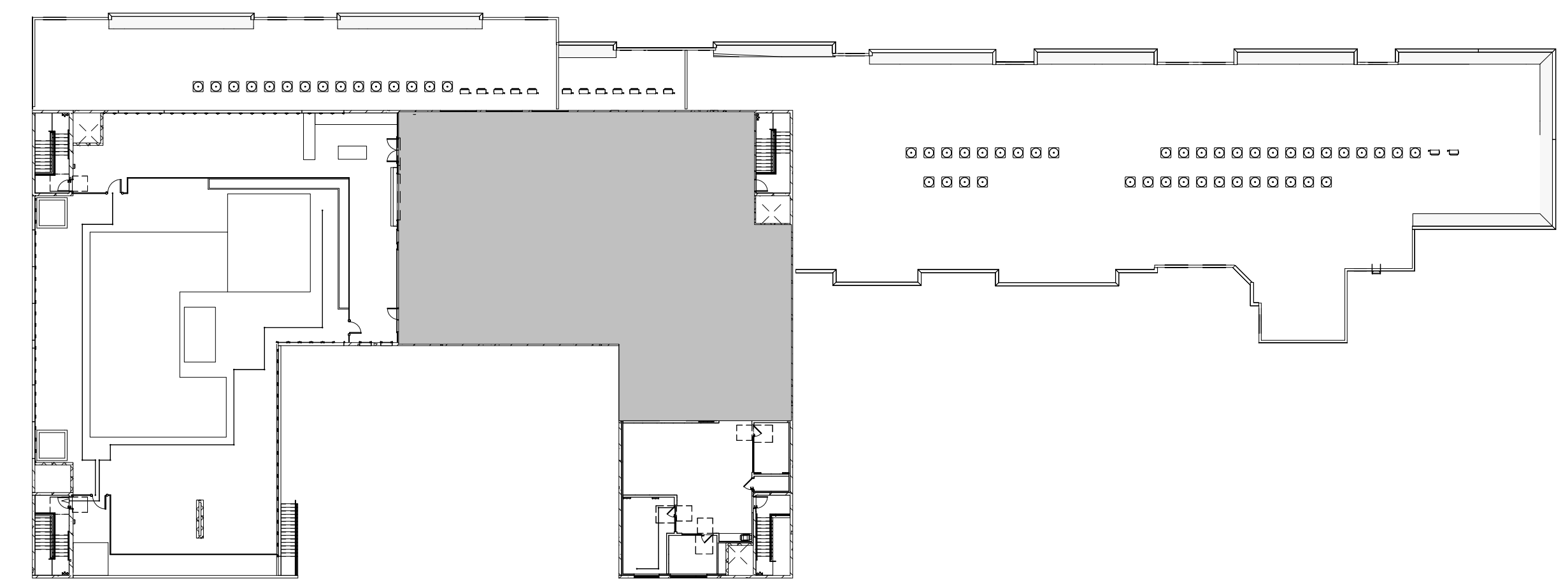
RELEASED FOR CONSTRUCTION	BEGIN DATE:	04.12.23
	RELEASE DATE:	06.28.23
	DESIGNER:	JW
	CAD DESIGNER:	TP
	REVIEWED BY:	JW,TP,MDG

JOB # : 22593-C	TITLE: BLDG. C LEVEL 3 REFLECTED CEILING PLAN
SHEET: ID.201	



REFLECTED CEILING NOTE:
LIGHTING LOCATIONS PER ARCH UNLESS OTHERWISE NOTED.

ELECTRICAL NOTES:
ELECTRICAL OUTLET, JUNCTION BOX, AND LIGHTING MUST BE REFERRED TO AND CONFIRMED WITH ELECTRICAL ENGINEER'S DRAWINGS AS WELL AS STATE REQUIREMENTS. LOCATIONS AS SHOWN ARE DESIRABLE IN ACCORDANCE WITH DESIGN. REFER TO ELECTRICAL ENGINEER'S DRAWING FOR ELECTRICAL INFORMATION.



1 BLDG. C LEVEL 6 REFLECTED CEILING PLAN "A"
SCALE: 1/4" = 1'-0"

LEASING/ AMENITIES
MARK at TALLAHASSEE PHASE III BLDG. C
TALLAHASSEE, FL
LANDMARK PROPERTIES

REVISIONS

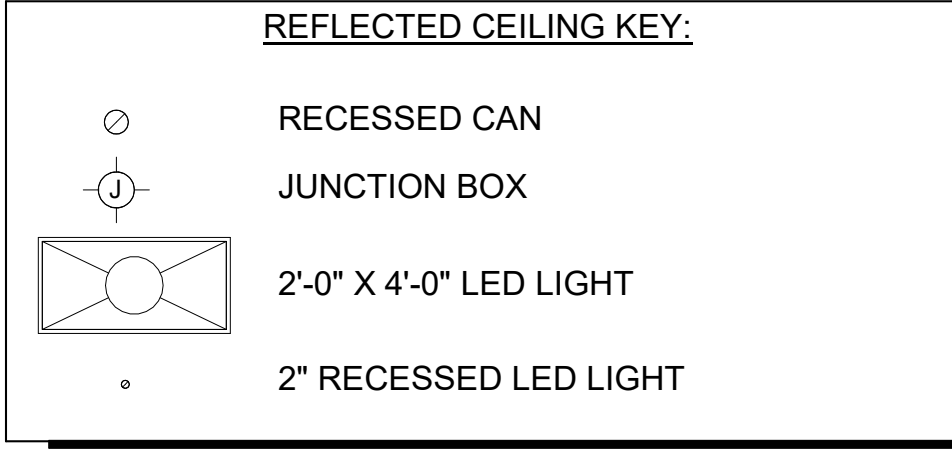
DR.	REV.	DATE	REMARK

RELEASED FOR CONSTRUCTION

BEGIN DATE:	04.12.23
RELEASE DATE:	06.28.23
DESIGNER:	JW
CAD DESIGNER:	TP
REVIEWED BY:	JW,TP,MDG

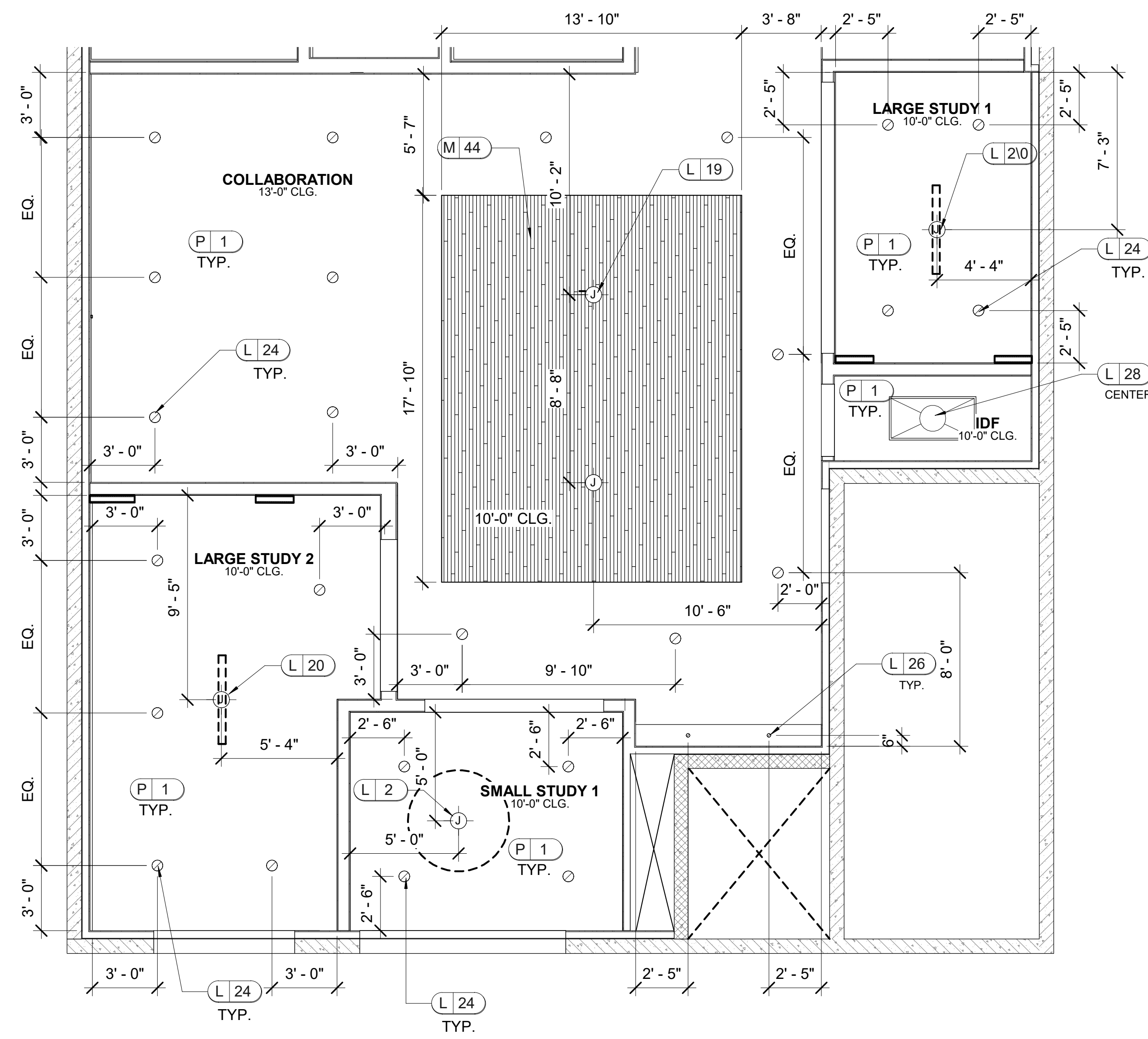
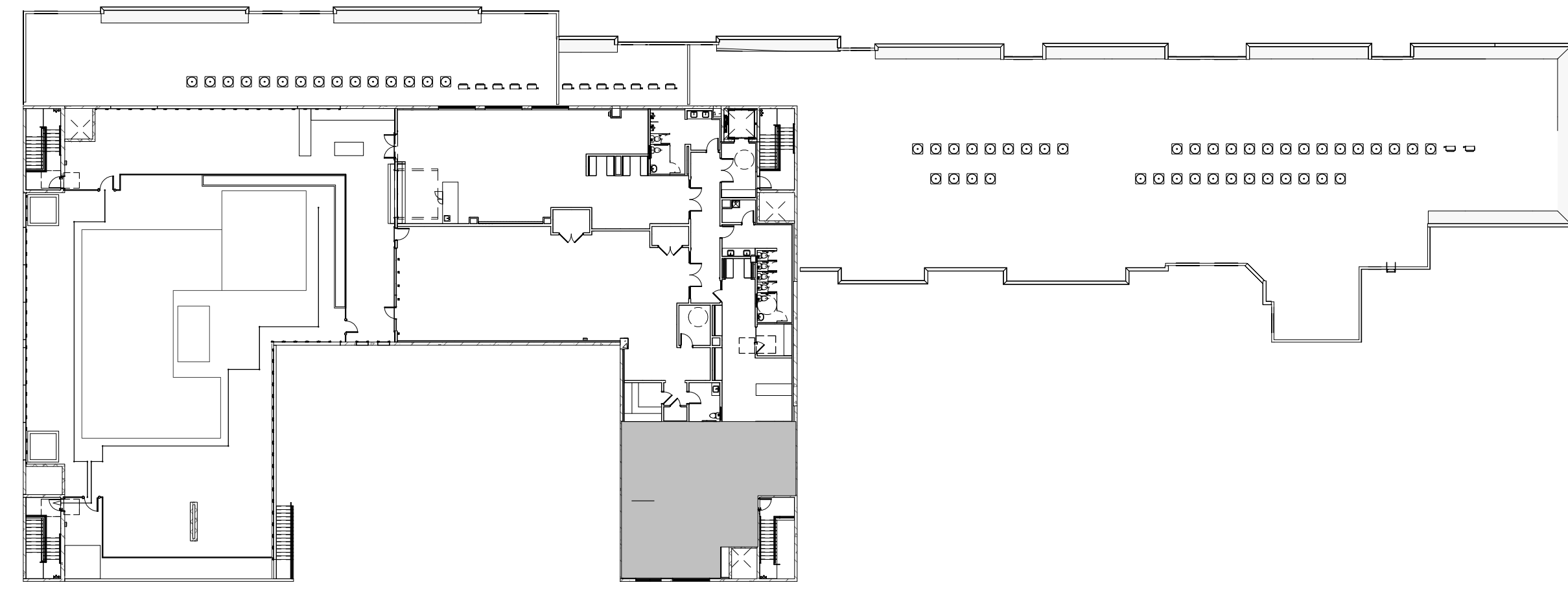
JOB #: 22593-C
TITLE: BLDG. C LEVEL 6 REFLECTED CEILING PLAN "A"
SHEET: ID.203A

DESIGN ENVIRONMENTS
DESIGN FOR LIFE
Miami (Owner) Design (Owner) San Francisco
Healthy (Material) Well (Form) (Material) (Sense) Long (Sustainable)
This Drawing is the property of Design Environments and may not be reproduced or used without their written permission.



REFLECTED CEILING NOTE:
LIGHTING LOCATIONS PER ARCH UNLESS OTHERWISE NOTED.

ELECTRICAL NOTES:
ELECTRICAL OUTLET, JUNCTION BOX, AND LIGHTING MUST BE REFERRED TO AND CONFIRMED WITH ELECTRICAL ENGINEER'S DRAWINGS AS WELL AS STATE REQUIREMENTS. LOCATIONS AS SHOWN ARE DESIRABLE IN ACCORDANCE WITH DESIGN. REFER TO ELECTRICAL ENGINEER'S DRAWING FOR ELECTRICAL INFORMATION.



1 BLDG. C LEVEL 6 REFLECTED CEILING PLAN "B"
ID.203B SCALE: 1/4" = 1'-0"

LEASING/ AMENITIES
MARK at TALLAHASSEE PHASE III BLDG. C
TALLAHASSEE, FL
LANDMARK PROPERTIES

DR.	REV.	DATE	REMARK	HRS

RELEASED FOR CONSTRUCTION	
BEGIN DATE:	04.12.23
RELEASE DATE:	06.28.23
DESIGNER:	JW
CAD DESIGNER:	TP
REVIEWED BY:	JW, TP, MDG

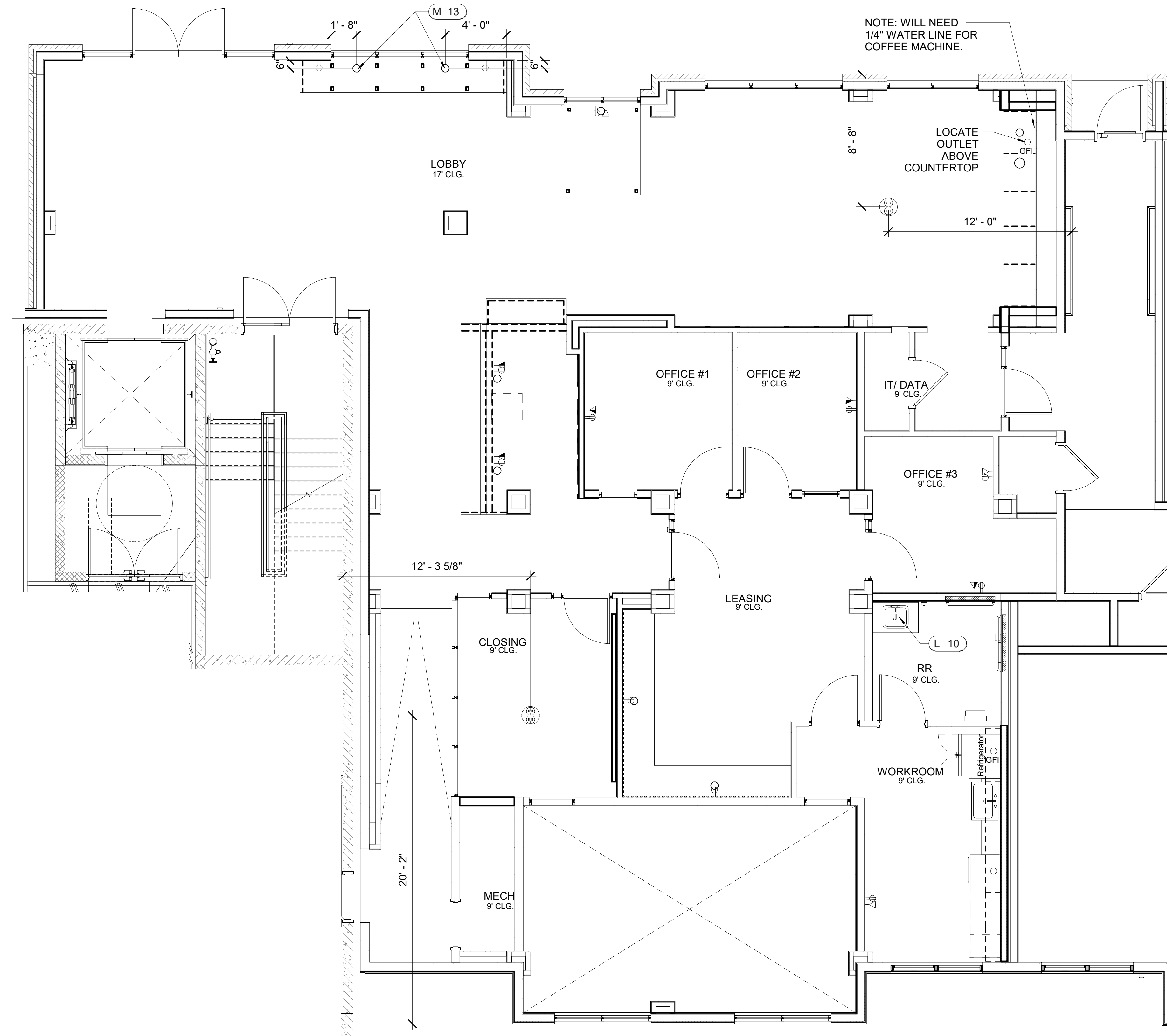
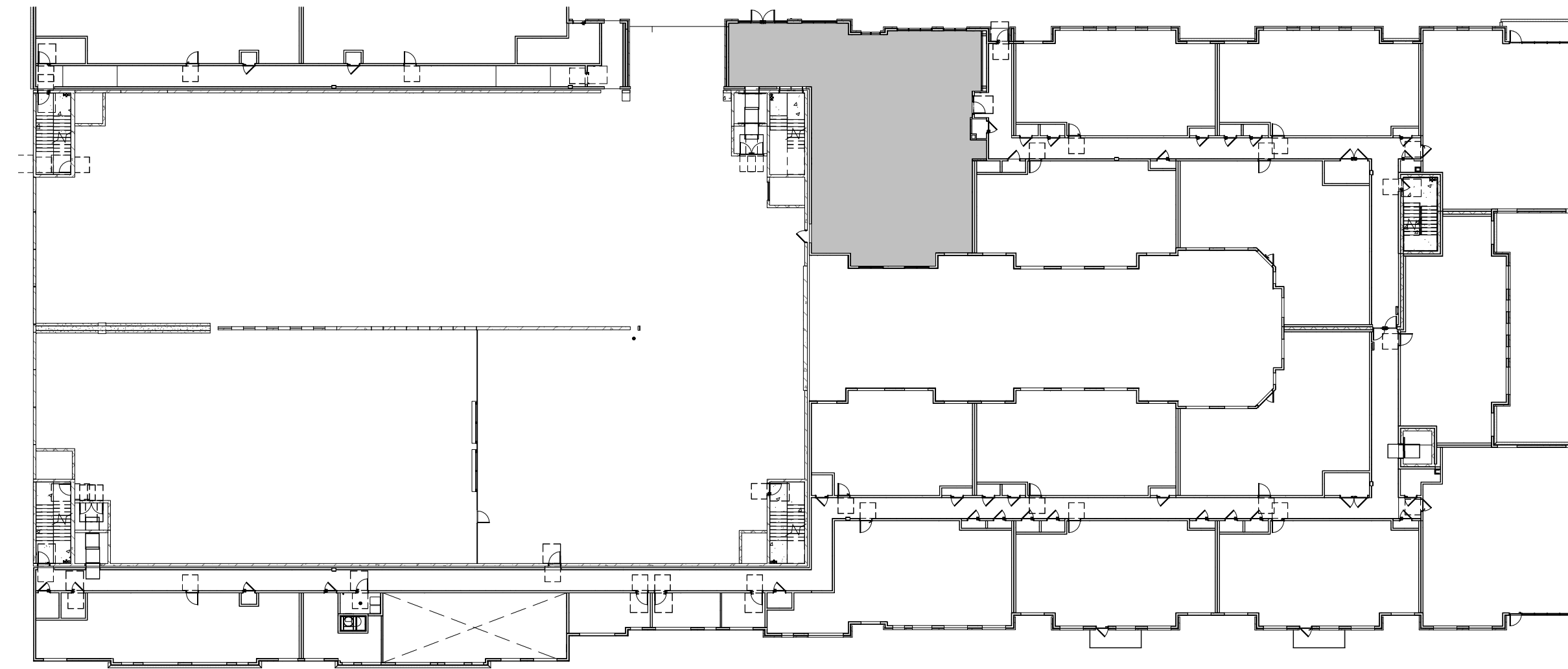
JOB # :	22593-C
TITLE:	BLDG. C LEVEL 6 REFLECTED CEILING PLAN "B"
SHEET:	ID.203B

ELECTRICAL NOTES:
 ELECTRICAL OUTLET, JUNCTION BOX, AND LIGHTING MUST BE REFERRED TO AND CONFIRMED WITH ELECTRICAL ENGINEER'S DRAWINGS AS WELL AS STATE REQUIREMENTS. LOCATIONS AS SHOWN ARE DESIRABLE IN ACCORDANCE WITH DESIGN. REFER TO ELECTRICAL ENGINEER'S DRAWING FOR ELECTRICAL INFORMATION.

ELECTRICAL LEGEND:

- ⊕ DUPLEX OUTLET
- ⊕ GFI GROUND FAULT INTERRUPT OUTLET
- ⊕ PHONE / DATA
- ⊕ DATA
- ⊕ FLOOR ELECTRICAL OUTLET
- ⊕ JUNCTION BOX FOR WALL SCONCE

ELECTRICAL NOTE FOR FLOOR OUTLETS:
 ELECTRICAL CONTRACTOR TO PULL WIRING PRIOR TO POURING CONCRETE SLAB FOR ALL FLOOR OUTLETS.



1 BLDG. C LEVEL 2 ELECTRICAL ADDITIONS PLAN
 SCALE: 1/4" = 1'-0"

LEASING/ AMENITIES
MARK at TALLAHASSEE PHASE III BLDG. C
TALLAHASSEE, FL
LANDMARK PROPERTIES

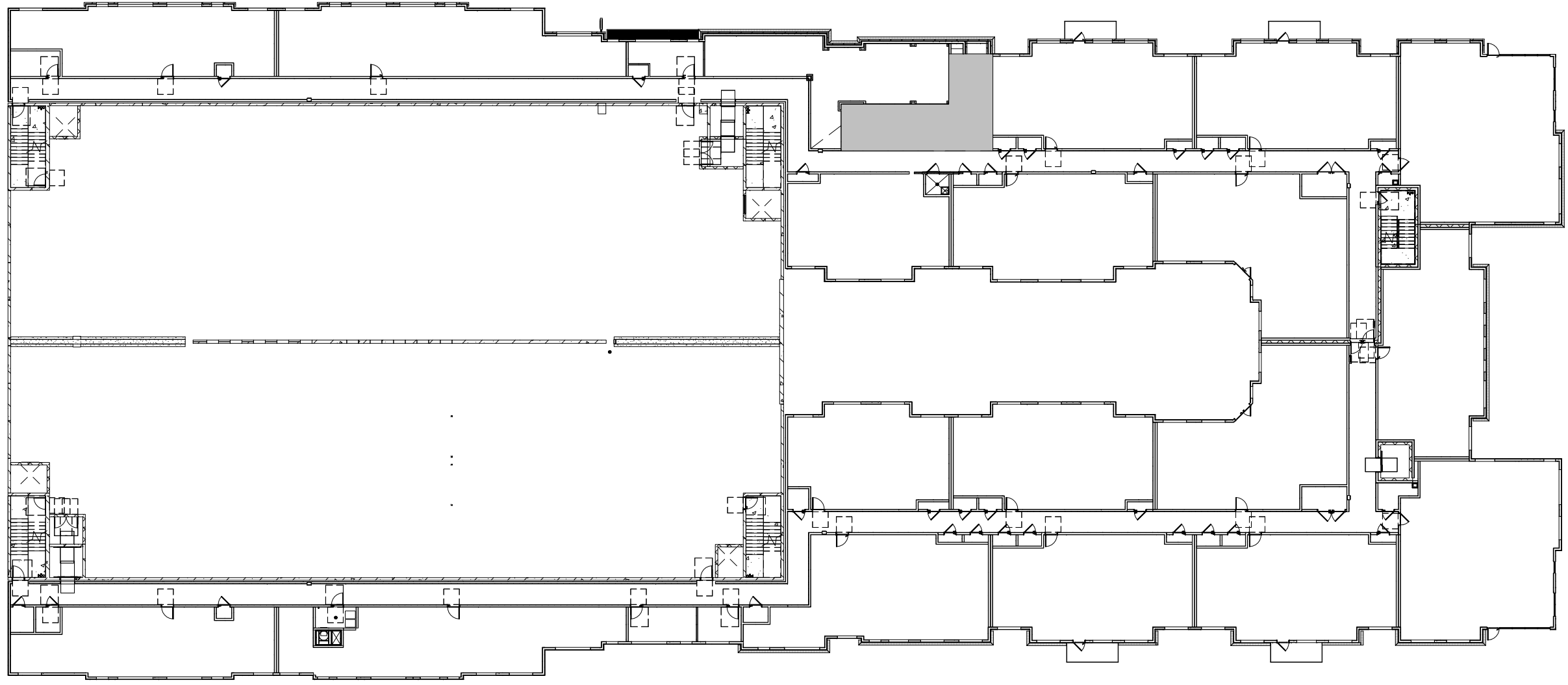
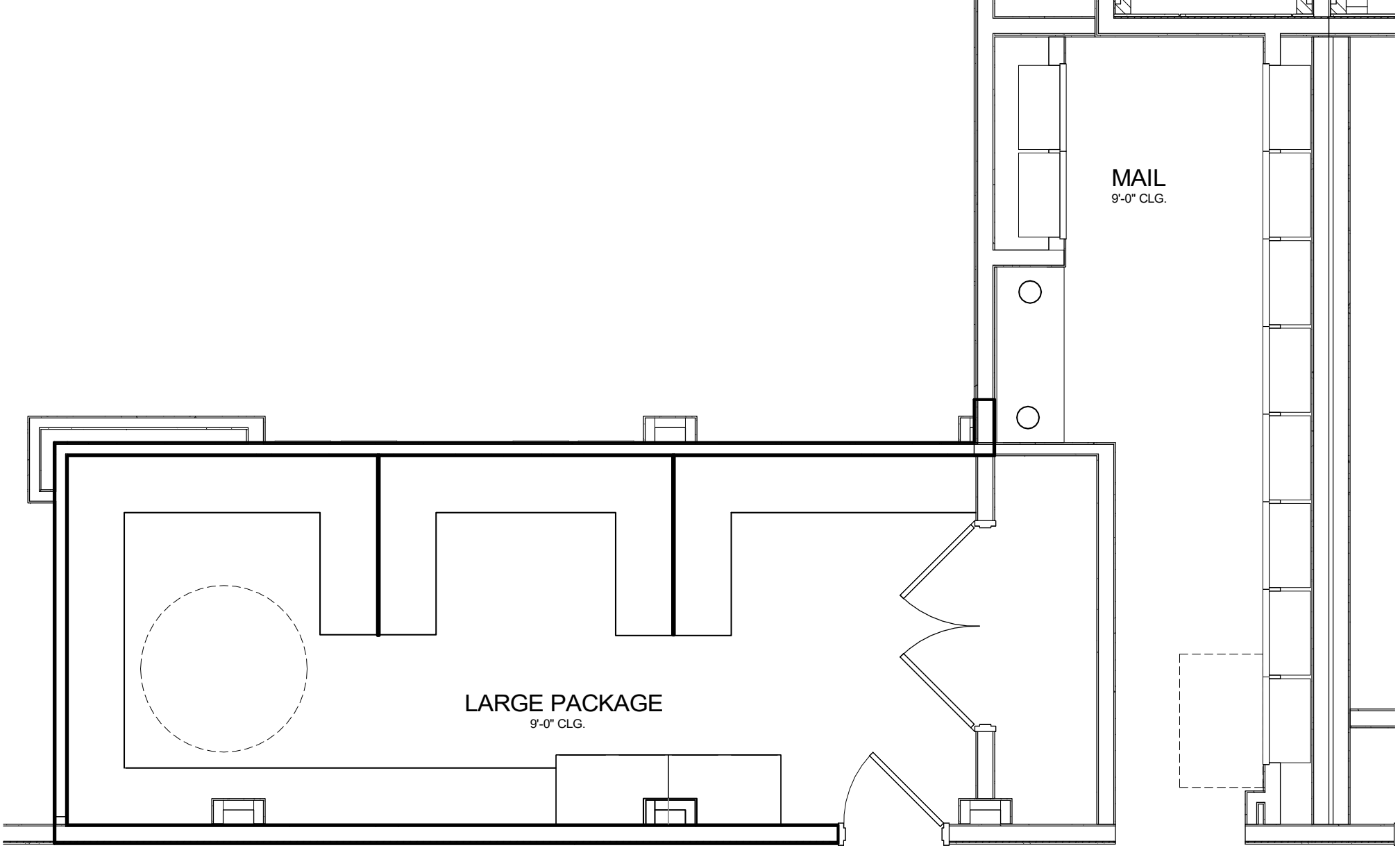
DESIGN ENVIRONMENTS
 DESIGN BY LIFE
 Miami (Owner) (Design) (Contractor) (Site) (Finance)
 Healthy (Industrial) (Mkt) (Farm) (Residential) (Senior Living) (Sister) (Hospital)
 This Drawing is the property of Design Environments and may not be reproduced or used without their written permission.

REVISIONS		
DR. REV.	DATE	REMARK

RELEASED FOR CONSTRUCTION
 BEGIN DATE: 04.12.23
 RELEASE DATE: 06.28.23
 DESIGNER: JW
 CAD DESIGNER: TP
 REVIEWED BY: JW, TP, MDG

JOB # : 22593-C
 TITLE: BLDG. C LEVEL 2 ELECTRICAL ADDITIONS PLAN
 SHEET: **ID.300**

ELECTRICAL NOTES:
 ELECTRICAL OUTLET, JUNCTION BOX, AND LIGHTING MUST BE REFERRED TO AND CONFIRMED WITH ELECTRICAL ENGINEER'S DRAWINGS AS WELL AS STATE REQUIREMENTS. LOCATIONS AS SHOWN ARE DESIRABLE IN ACCORDANCE WITH DESIGN. REFER TO ELECTRICAL ENGINEER'S DRAWING FOR ELECTRICAL INFORMATION.



1 BLDG. C LEVEL 3 ELECTRICAL ADDITIONS PLAN
 ID.301 SCALE: 1/4" = 1'-0"

LEASING/ AMENITIES
MARK at TALLAHASSEE PHASE III BLDG. C
TALLAHASSEE, FL
LANDMARK PROPERTIES

REVISIONS		DATE	REMARK	HRS

RELEASED FOR CONSTRUCTION	
BEGIN DATE:	04.12.23
RELEASE DATE:	06.28.23
DESIGNER:	JW
CAD DESIGNER:	TP
REVIEWED BY:	JW,TP,MDG

JOB # :	22593-C
TITLE:	BLDG. C LEVEL 3 ELECTRICAL ADDITIONS PLAN
SHEET:	ID.301

LEASING/ AMENITIES
 MARK at TALLAHASSEE PHASE III BLDG. C
 TALLAHASSEE, FL
 LANDMARK PROPERTIES

REVISIONS		DATE	REMARK	HRIS

RELEASED FOR CONSTRUCTION	BEGIN DATE	RELEASE DATE	DESIGNER	CAD DESIGNER	REVIEWED BY
	04.12.23	06.28.23	JW	TP	JW,TP,MDG

JOB # : 22593-C	BLDG. C LEVEL 1 ELECTRICAL ADDITIONS PLAN	SHEET: ID.302
-----------------	---	---------------

ELECTRICAL LEGEND:

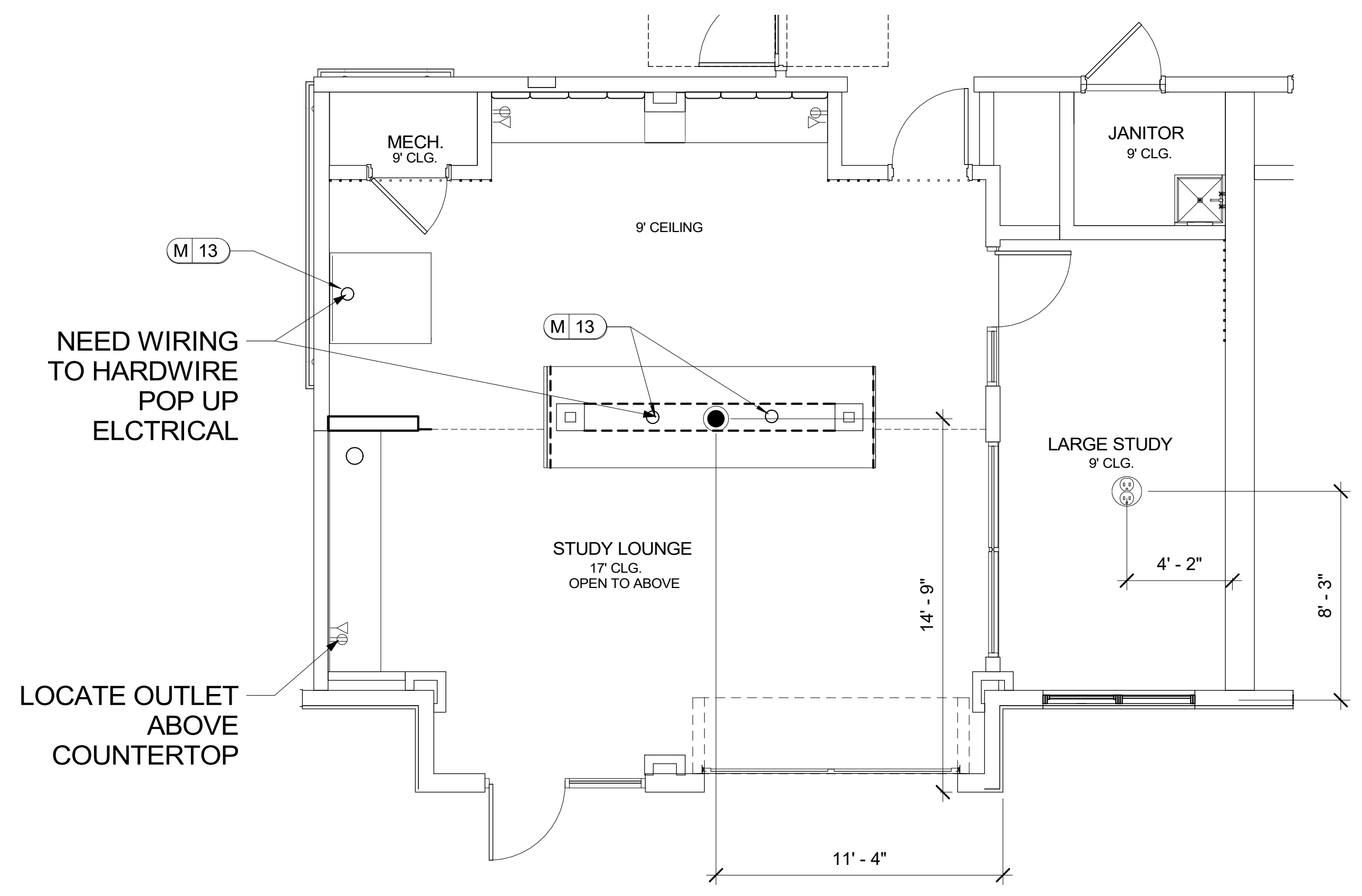
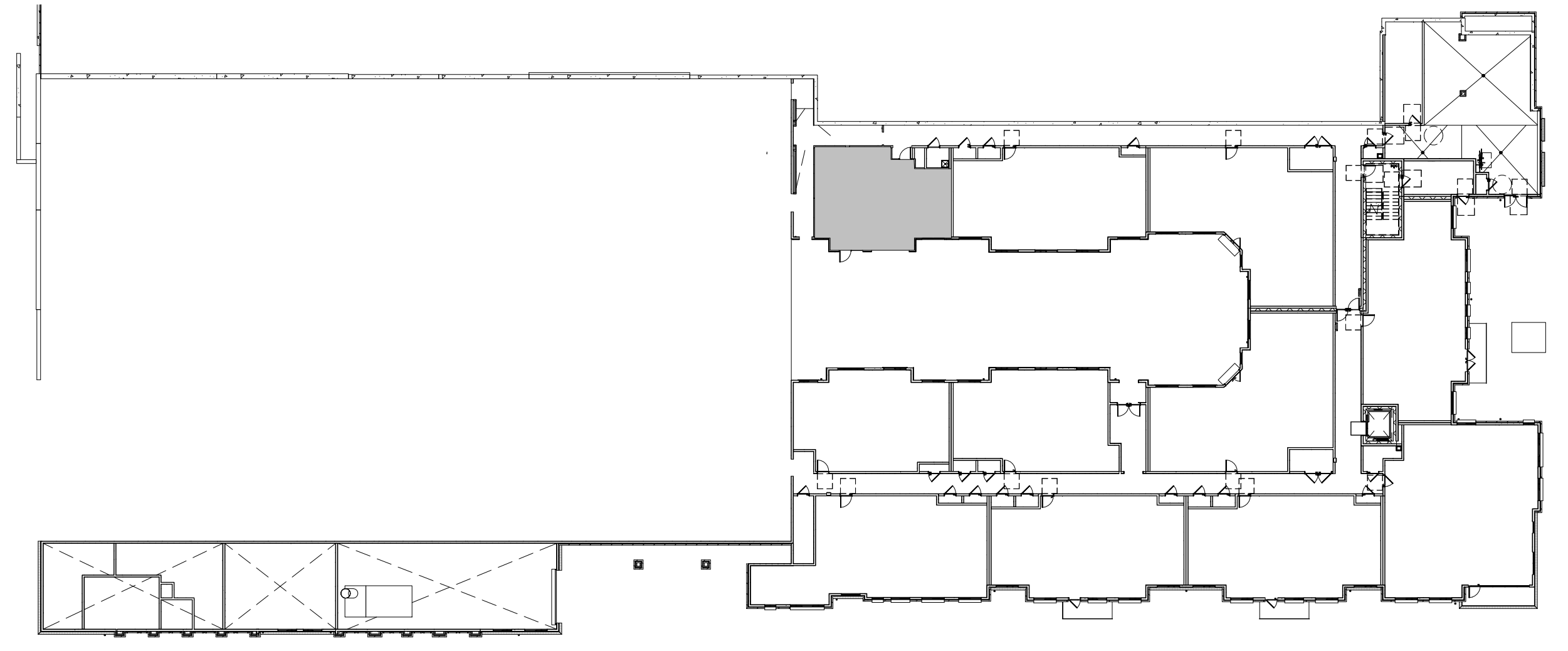
- ⊕ DUPLEX OUTLET
- POWER SOURCE LOCATION
- ▽ DATA
- ⊗ FLOOR ELECTRICAL OUTLET
- POP-UP OUTLET

ELECTRICAL NOTES:

ELECTRICAL OUTLET, JUNCTION BOX, AND LIGHTING MUST BE REFERRED TO AND CONFIRMED WITH ELECTRICAL ENGINEER'S DRAWINGS AS WELL AS STATE REQUIREMENTS. LOCATIONS AS SHOWN ARE DESIRABLE IN ACCORDANCE WITH DESIGN. REFER TO ELECTRICAL ENGINEER'S DRAWING FOR ELECTRICAL INFORMATION.

ELECTRICAL NOTE FOR FLOOR OUTLETS:

ELECTRICAL CONTRACTOR TO PULL WIRING PRIOR TO POURING CONCRETE SLAB FOR ALL FLOOR OUTLETS.



1 BLDG. C LEVEL 1 ELECTRICAL ADDITIONS PLAN
 ID.302 SCALE: 1/4" = 1'-0"

LEASING/ AMENITIES
 MARK at TALLAHASSEE PHASE III BLDG. C
 TALLAHASSEE, FL
 LANDMARK PROPERTIES

REVISIONS		
DR.	REV.	DATE

RELEASED FOR CONSTRUCTION	
BEGIN DATE:	04.12.23
RELEASE DATE:	06.28.23
DESIGNER:	JW
CAD DESIGNER:	TP
REVIEWED BY:	JW,TP,MDG

JOB # :	22593-C
TITLE:	BLDG. C LEVEL 1 ELECTRICAL ADDITIONS PLAN
SHEET:	ID.302

ELECTRICAL LEGEND:

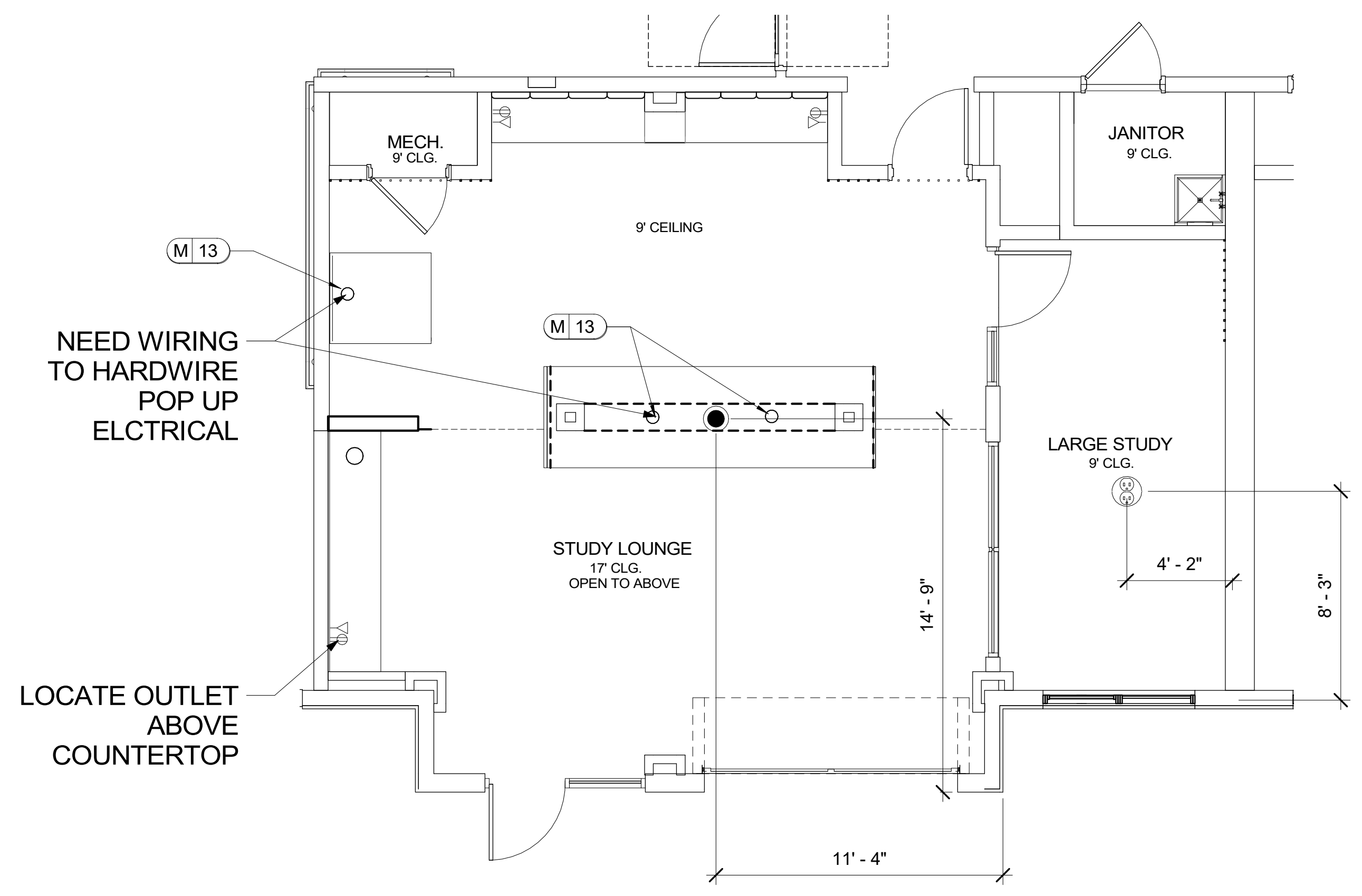
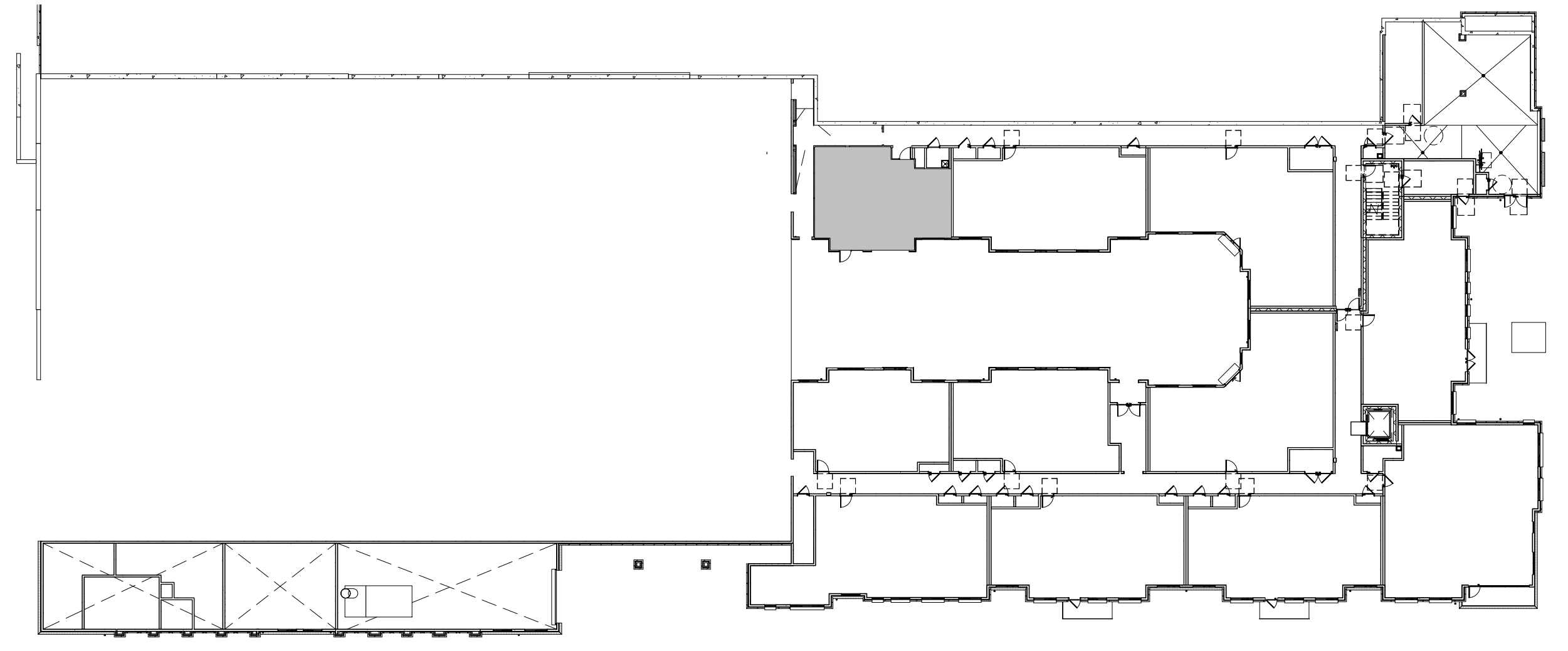
⊕	DUPLEX OUTLET
●	POWER SOURCE LOCATION
▽	DATA
⊗	FLOOR ELECTRICAL OUTLET
○	POP-UP OUTLET

ELECTRICAL NOTES:

ELECTRICAL OUTLET, JUNCTION BOX, AND LIGHTING MUST BE REFERRED TO AND CONFIRMED WITH ELECTRICAL ENGINEER'S DRAWINGS AS WELL AS STATE REQUIREMENTS. LOCATIONS AS SHOWN ARE DESIRABLE IN ACCORDANCE WITH DESIGN. REFER TO ELECTRICAL ENGINEER'S DRAWING FOR ELECTRICAL INFORMATION.

ELECTRICAL NOTE FOR FLOOR OUTLETS:

ELECTRICAL CONTRACTOR TO PULL WIRING PRIOR TO POURING CONCRETE SLAB FOR ALL FLOOR OUTLETS.



1 BLDG. C LEVEL 1 ELECTRICAL ADDITIONS PLAN
ID.302
 SCALE: 1/4" = 1'-0"

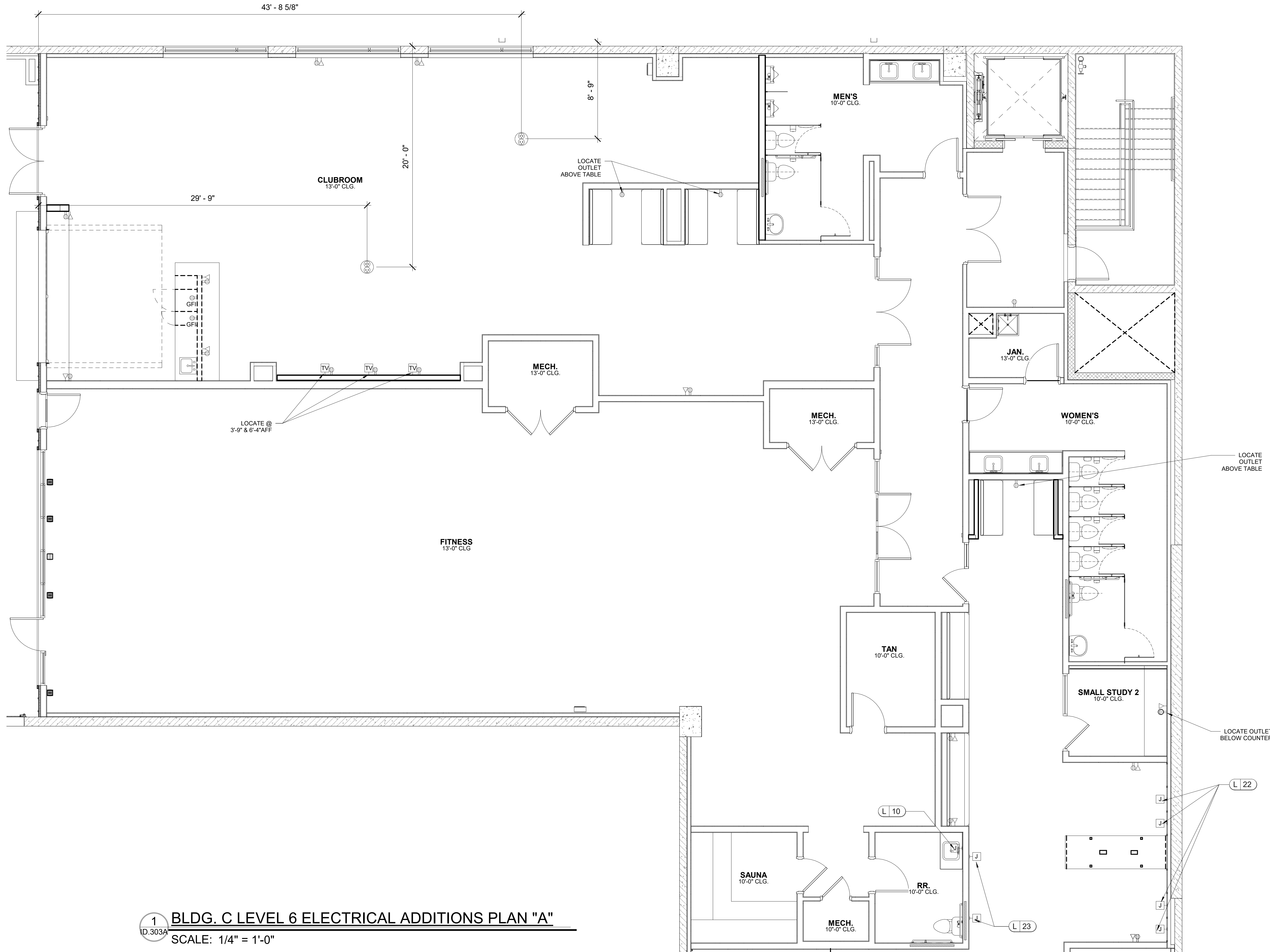
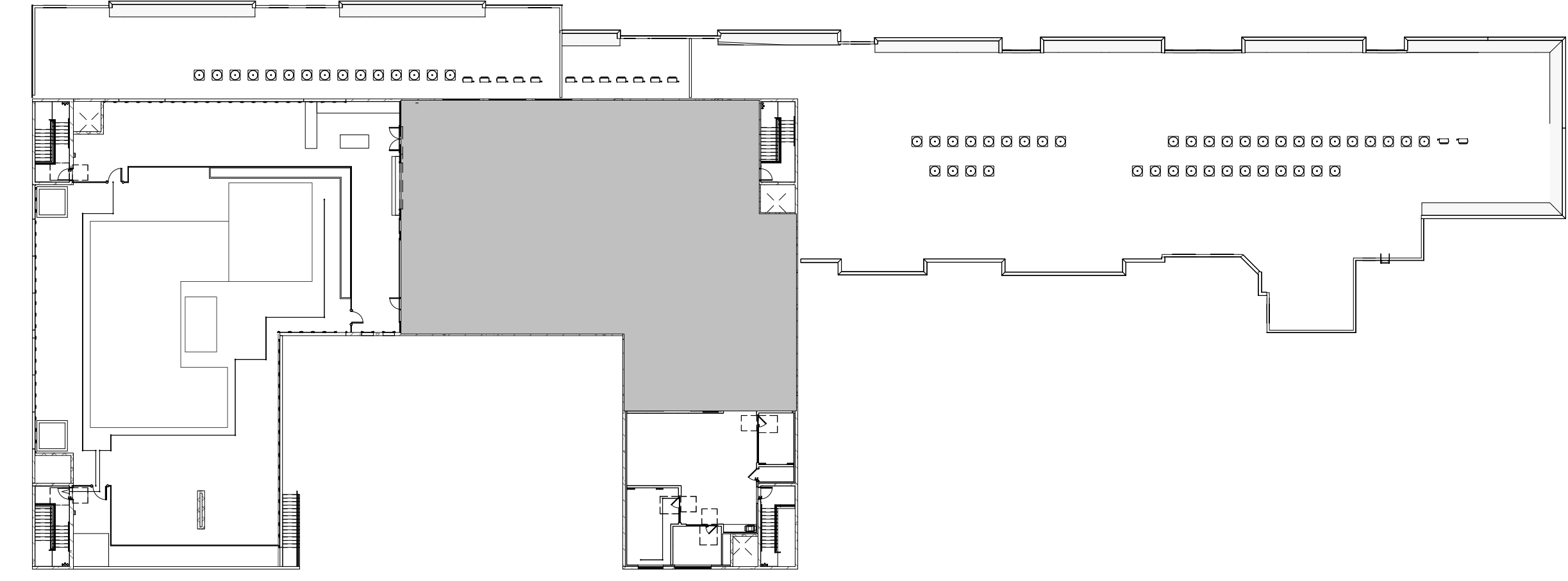
ELECTRICAL NOTES:
ELECTRICAL OUTLET, JUNCTION BOX, AND LIGHTING MUST BE REFERRED TO AND CONFIRMED WITH ELECTRICAL ENGINEER'S DRAWINGS AS WELL AS STATE REQUIREMENTS. LOCATIONS AS SHOWN ARE DESIRABLE IN ACCORDANCE WITH DESIGN. REFER TO ELECTRICAL ENGINEER'S DRAWING FOR ELECTRICAL INFORMATION.

ELECTRICAL NOTE FOR FLOOR OUTLETS:
ELECTRICAL CONTRACTOR TO PULL WIRING PRIOR TO POURING CONCRETE SLAB FOR ALL FLOOR OUTLETS.

EQUIPMENT NOTES:
FLOOR AND TV OUTLET LOCATIONS TO BE DETERMINED BY FITNESS EQUIPMENT PROVIDER.

ELECTRICAL LEGEND:

- ⊕ DUPLEX OUTLET
- ⊕ GROUND FAULT INTERRUPT OUTLET
- ⊕ DATA
- ⊕ FLOOR ELECTRICAL OUTLET
- TV CABLE OUTLET



1 BLDG. C LEVEL 6 ELECTRICAL ADDITIONS PLAN "A"
ID.303A SCALE: 1/4" = 1'-0"

LEASING/ AMENITIES
MARK at TALLAHASSEE PHASE III BLDG. C
TALLAHASSEE, FL
LANDMARK PROPERTIES

DESIGN ENVIRONMENTS
DESIGN & LIFE
Allen | Bostel | Design | Construction | San Francisco
Healthy | Sustainable | Well Being | Residential | Senior Living | Education
This Drawing is the property of Design Environments and may not be reproduced or used without their written permission.

REVISIONS		DATE	REMARK
DR.	REV.	DATE	REMARK

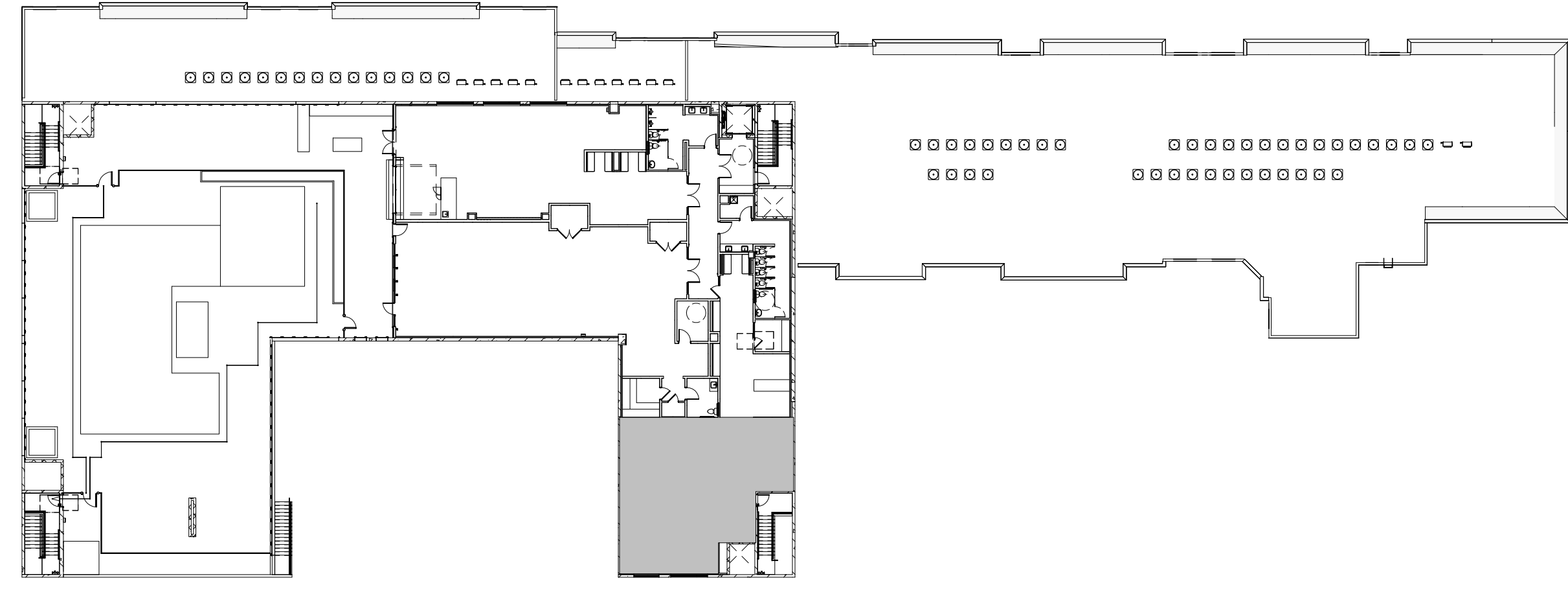
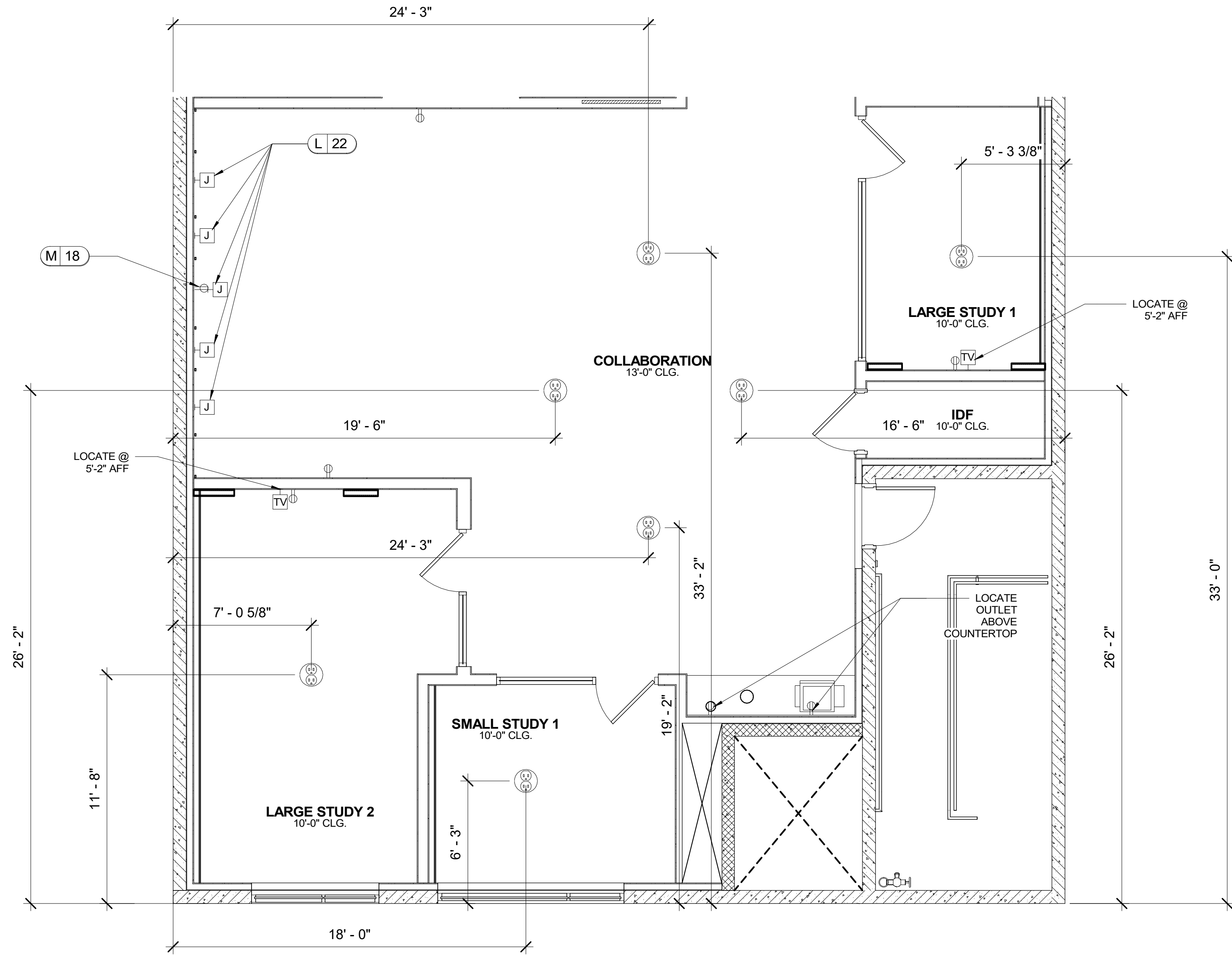
RELEASED FOR CONSTRUCTION		BEGIN DATE:	04.12.23
		RELEASE DATE:	06.28.23
		DESIGNER:	JW
		CAD DESIGNER:	TP
		REVIEWED BY:	JW, TP, MDG

JOB #: 22593-C
TITLE: BLDG. C LEVEL 6 ELECTRICAL ADDITIONS PLAN "A"
SHEET: ID.303A

ELECTRICAL NOTES:
 ELECTRICAL OUTLET, JUNCTION BOX, AND LIGHTING MUST BE REFERRED TO AND CONFIRMED WITH ELECTRICAL ENGINEER'S DRAWINGS AS WELL AS STATE REQUIREMENTS. LOCATIONS AS SHOWN ARE DESIRABLE IN ACCORDANCE WITH DESIGN. REFER TO ELECTRICAL ENGINEER'S DRAWING FOR ELECTRICAL INFORMATION.

ELECTRICAL LEGEND:
 ○ DUPLEX OUTLET
 ▽ DATA
 ⊗ FLOOR ELECTRICAL OUTLET
 □ CABLE OUTLET
 J JUNCTION BOX FOR WALL SCENCE

ELECTRICAL NOTE FOR FLOOR OUTLETS:
 ELECTRICAL CONTRACTOR TO PULL WIRING PRIOR TO POURING CONCRETE SLAB FOR ALL FLOOR OUTLETS.



1 BLDG. C LEVEL 6 ELECTRICAL ADDITIONS PLAN "B"
 ID.303B SCALE: 1/4" = 1'-0"

LEASING/ AMENITIES
MARK at TALLAHASSEE PHASE III BLDG. C
TALLAHASSEE, FL
LANDMARK PROPERTIES

DESIGN ENVIRONMENTS
 DESIGN #1 LIFE
 Miami (Owner) Design (Owner) San Francisco
 Healthy (Material) Well (Energy) (Resilient) (Secure) (Long) (Sustainable)

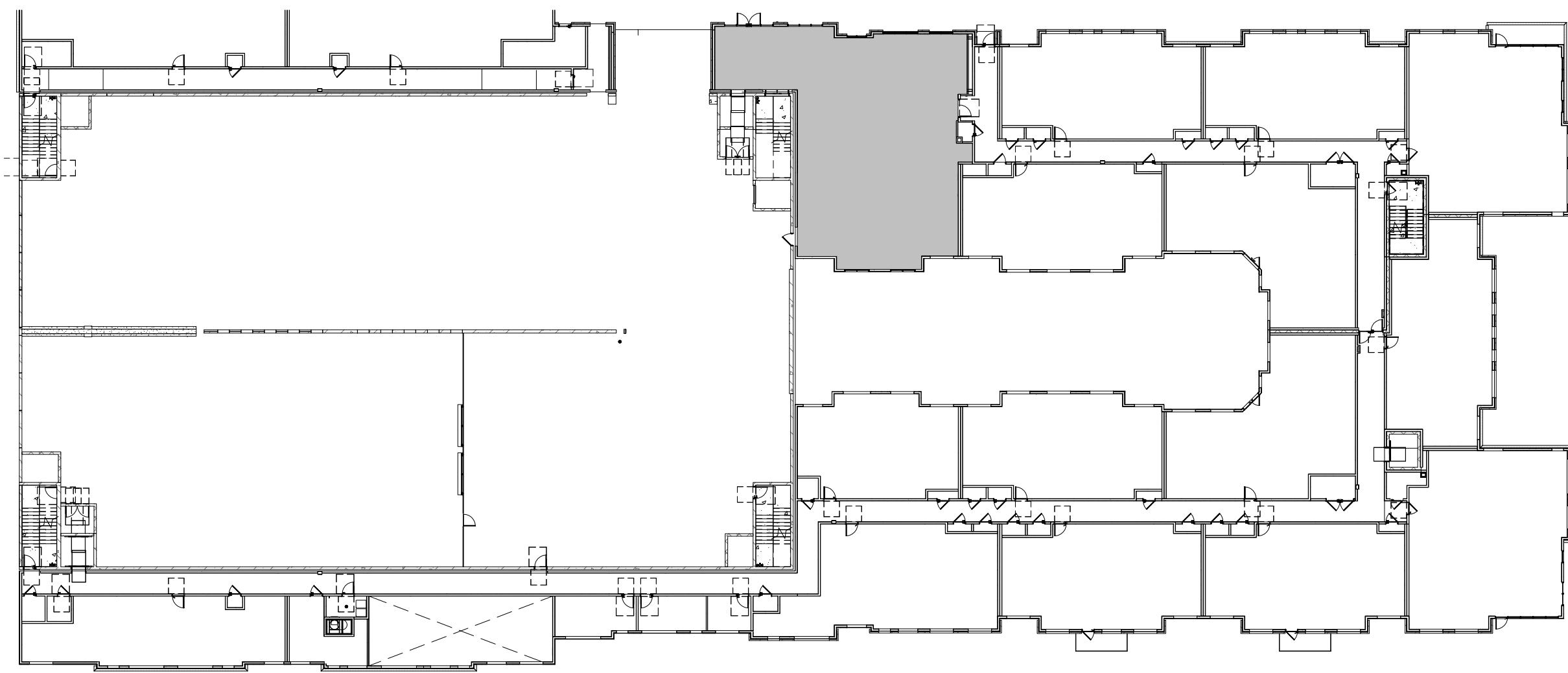
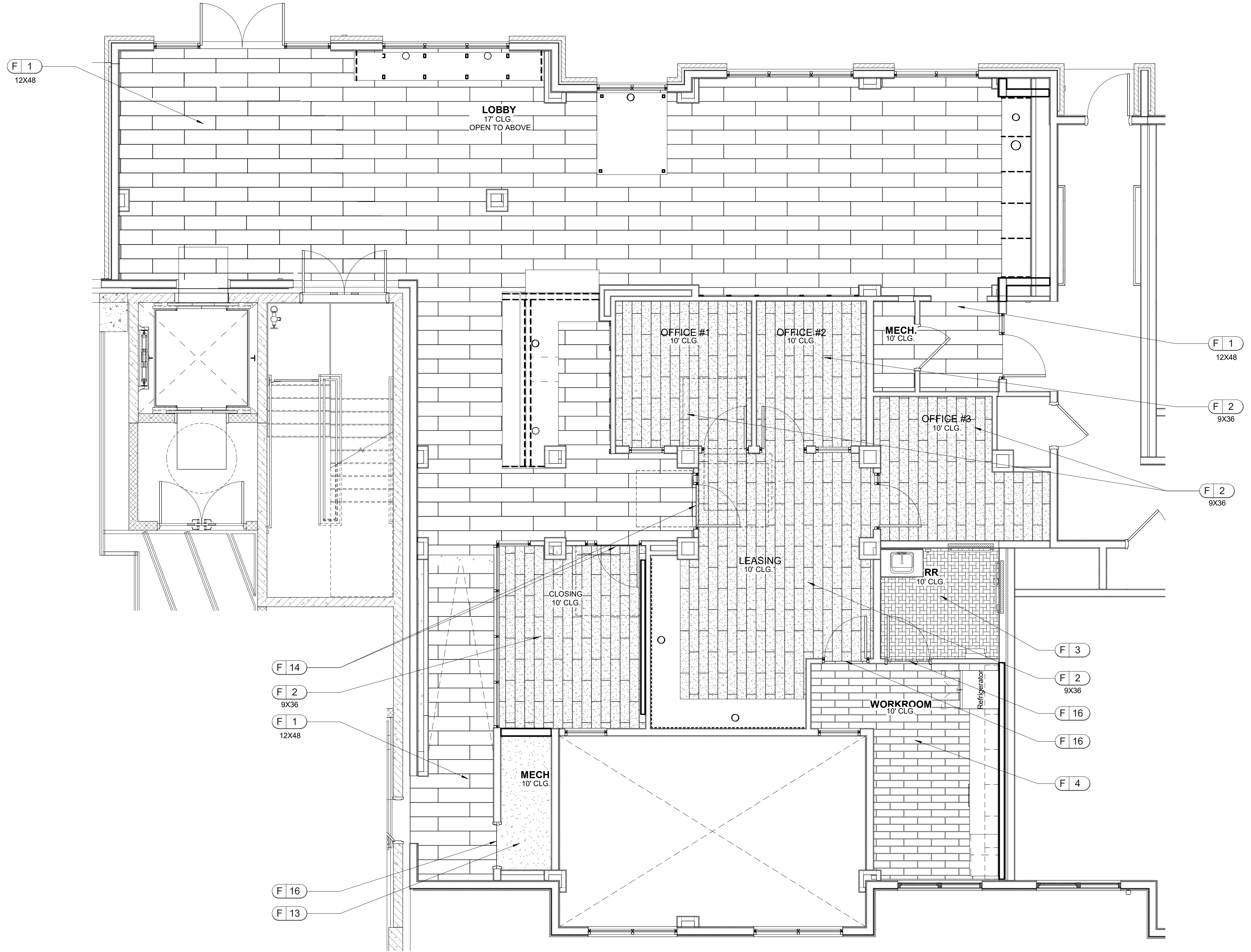
REVISIONS		DATE	REMARK	HRIS

RELEASED FOR CONSTRUCTION	
BEGIN DATE:	04.12.23
RELEASE DATE:	06.28.23
DESIGNER:	JW
CAD DESIGNER:	TP
REVIEWED BY:	JW, TP, MDG

JOB #: 22593-C
 TITLE: BLDG. C LEVEL 6 ELECTRICAL ADDITIONS PLAN "B"
 SHEET: ID.303B

This Drawing is the property of Design Environments and may not be reproduced or used without their written permission.

FLOORING NOTES:
 1. BEFORE LAYING DOWN CARPET, BUILDER AND/ OR INSTALLER ARE TO FOLLOW MANUFACTURER PADDING GUIDELINE. THEY ARE RESPONSIBLE FOR CONTACTING DEALER TO ENSURE THE CORRECT PADDING FOR EACH PARTICULAR NEED AND PROPER INSTALLATION.



1 BLDG. C LEVEL 2 FLOOR COVERING PLAN
 ID.400 SCALE: 1/4" = 1'-0"

LEASING/ AMENITIES
MARK at TALLAHASSEE PHASE III BLDG. C
TALLAHASSEE, FL
LANDMARK PROPERTIES

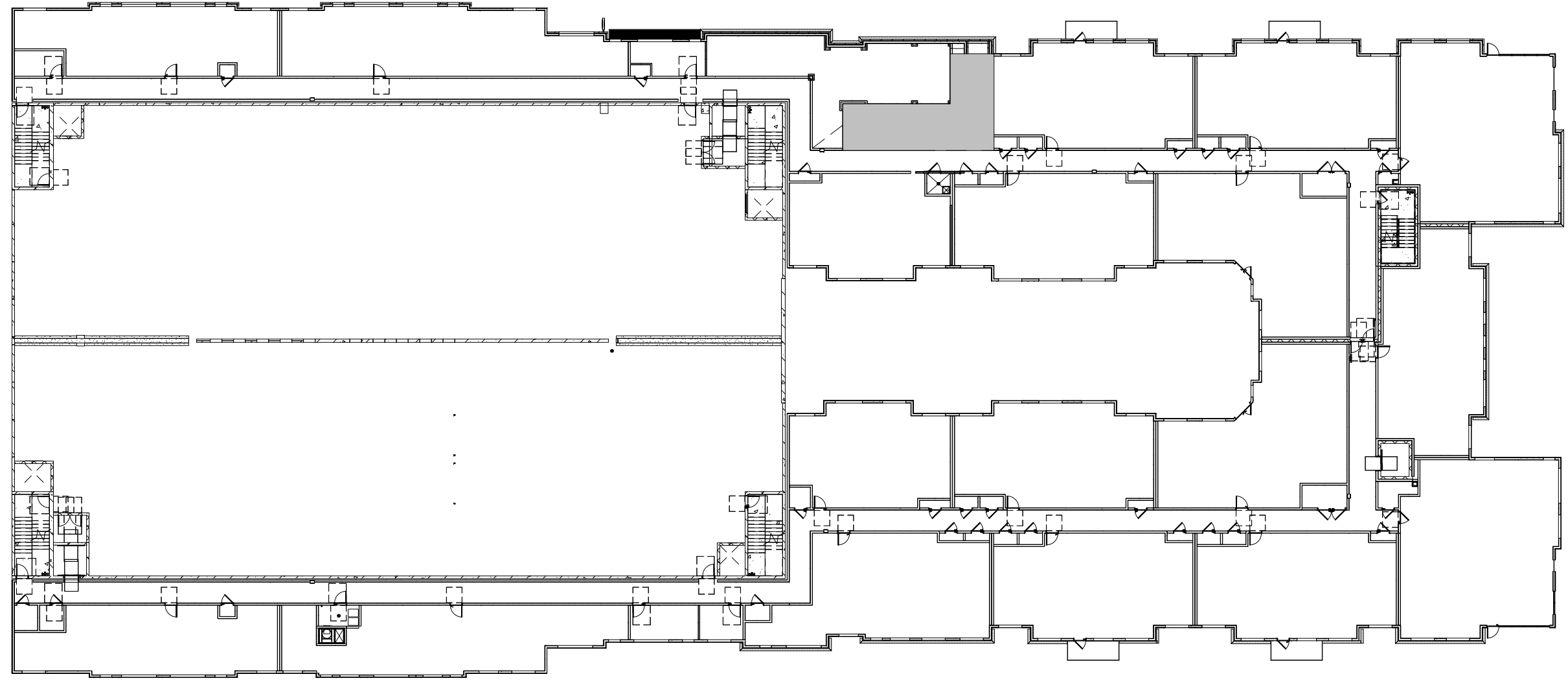
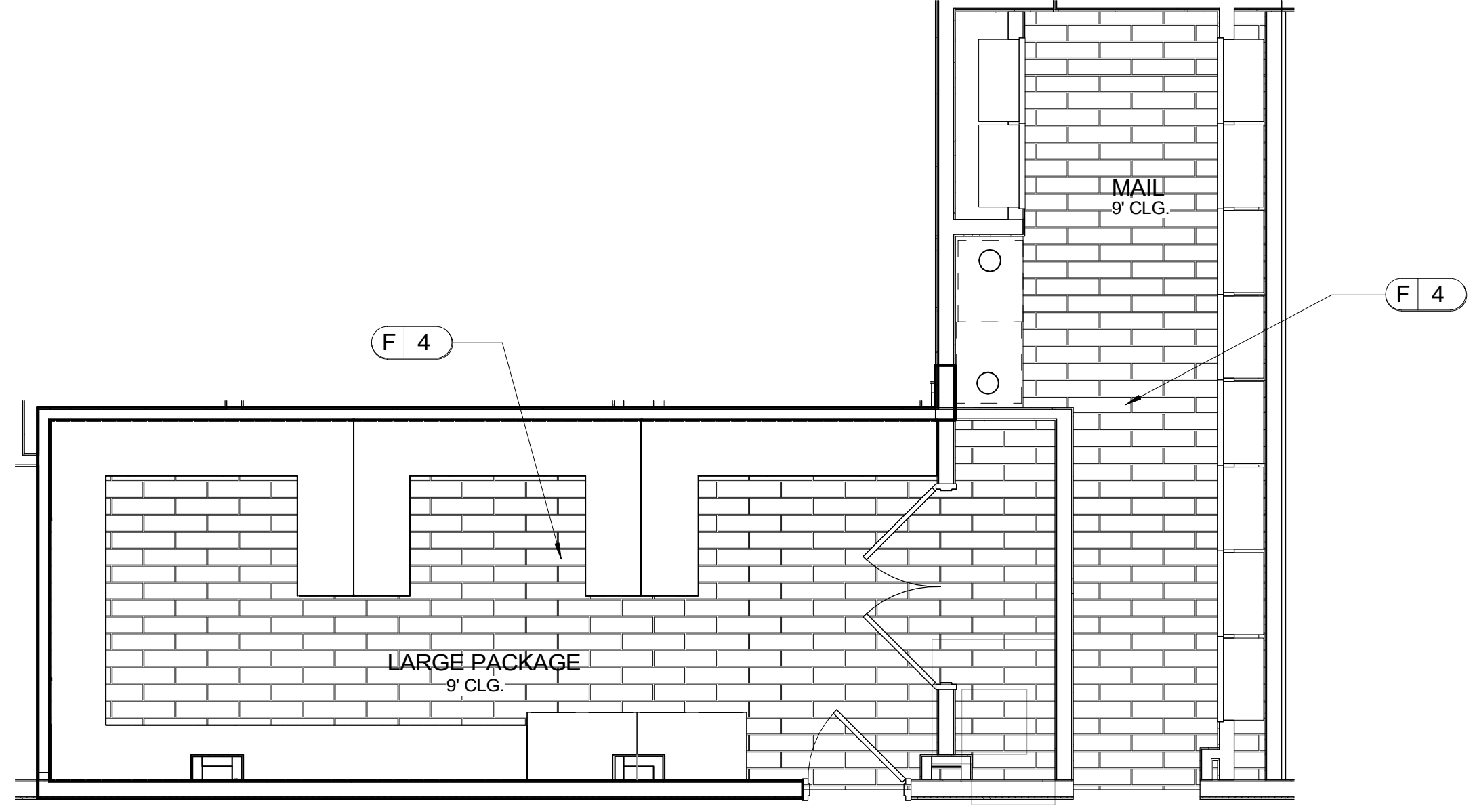
DESIGN ENVIRONMENTS
 DESIGN BY LIFE
 Miami (Owner) (Design Consultant) (San Francisco)
 Hospitality (Interior) (Wall Panel) (Interior) (Seating) (Lighting)
 This Drawing is the property of Design Environments and may not be reproduced or used without their written permission.

REVISIONS		DATE	REMARK	HRIS

RELEASED FOR CONSTRUCTION	
BEGIN DATE:	04.12.23
RELEASE DATE:	06.28.23
DESIGNER:	JW
CAD DESIGNER:	TP
REVIEWED BY:	JW, TP, MDG

JOB # :	22593-C
TITLE:	BLDG. C LEVEL 2 FLOOR COVERING PLAN
SHEET:	ID.400

ADA FLOORING NOTES:
 FLOORING TRANSITION STRIPS NOT TO EXCEED MAX. 1/4"v. IF TRANSITION STRIP EXCEEDS 1/4"v. MUST NOT EXCEED MAX. 1/2"v. WITH TOP 1/4" HAVING 1:2 OR SHALLOWER BEVEL. IF EXCEEDING MAX. 1/2"v. MUST HAVE 1:12 OR SHALLOWER SLOPE.



1 BLDG. C LEVEL 3 FLOOR COVERING PLAN
 ID.401 SCALE: 1/4" = 1'-0"

LEASING/ AMENITIES
MARK at TALLAHASSEE PHASE III BLDG. C
TALLAHASSEE, FL
LANDMARK PROPERTIES

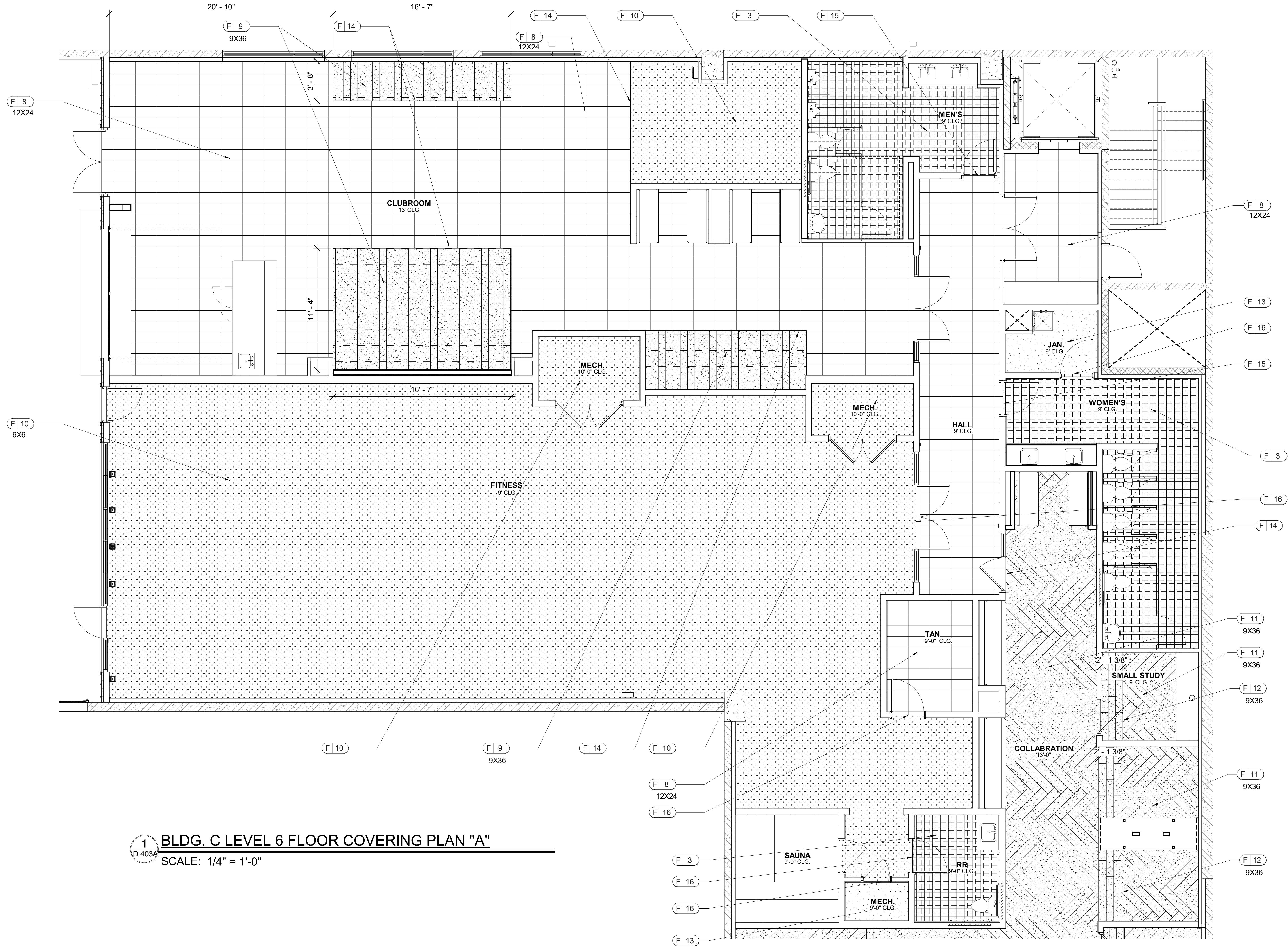
DESIGN ENVIRONMENTS
 DESIGN #1 LIFE
 Miami (Owner) Design (Owner) San Francisco
 Hospitality (Interior) (Mail Room) (Interior) (Service) (Storage) (Storage)
 This Drawing is the property of Design Environments and may not be reproduced or used without their written permission.

REVISIONS		
DR. REV.	DATE	REMARK

RELEASED FOR CONSTRUCTION	
BEGIN DATE:	04.12.23
RELEASE DATE:	06.28.23
DESIGNER:	JW
CAD DESIGNER:	TP
REVIEWED BY:	JW,TP,MDG

JOB # :	22593-C
TITLE:	BLDG. C LEVEL 3 FLOOR COVERING PLAN
SHEET:	ID.401

FLOORING NOTES:
 1. BEFORE LAYING DOWN CARPET, BUILDER AND/ OR INSTALLER ARE TO FOLLOW MANUFACTURER PADDING GUIDELINE. THEY ARE RESPONSIBLE FOR CONTACTING DEALER TO ENSURE THE CORRECT PADDING FOR EACH PARTICULAR NEED AND PROPER INSTALLATION.



1 BLDG. C LEVEL 6 FLOOR COVERING PLAN "A"
 ID.403A SCALE: 1/4" = 1'-0"

DESIGN ENVIRONMENTS
 DESIGN BY LIFE
 Miami (Owner) (Design) (Construction) (San Francisco)
 Hospitality (Industrial) (Retail) (Residential) (Senior Living) (Specialty)
 This Drawing is the property of Design Environments and may not be reproduced or used without their written permission.

LEASING/ AMENITIES
MARK at TALLAHASSEE PHASE III BLDG. C
TALLAHASSEE, FL
LANDMARK PROPERTIES

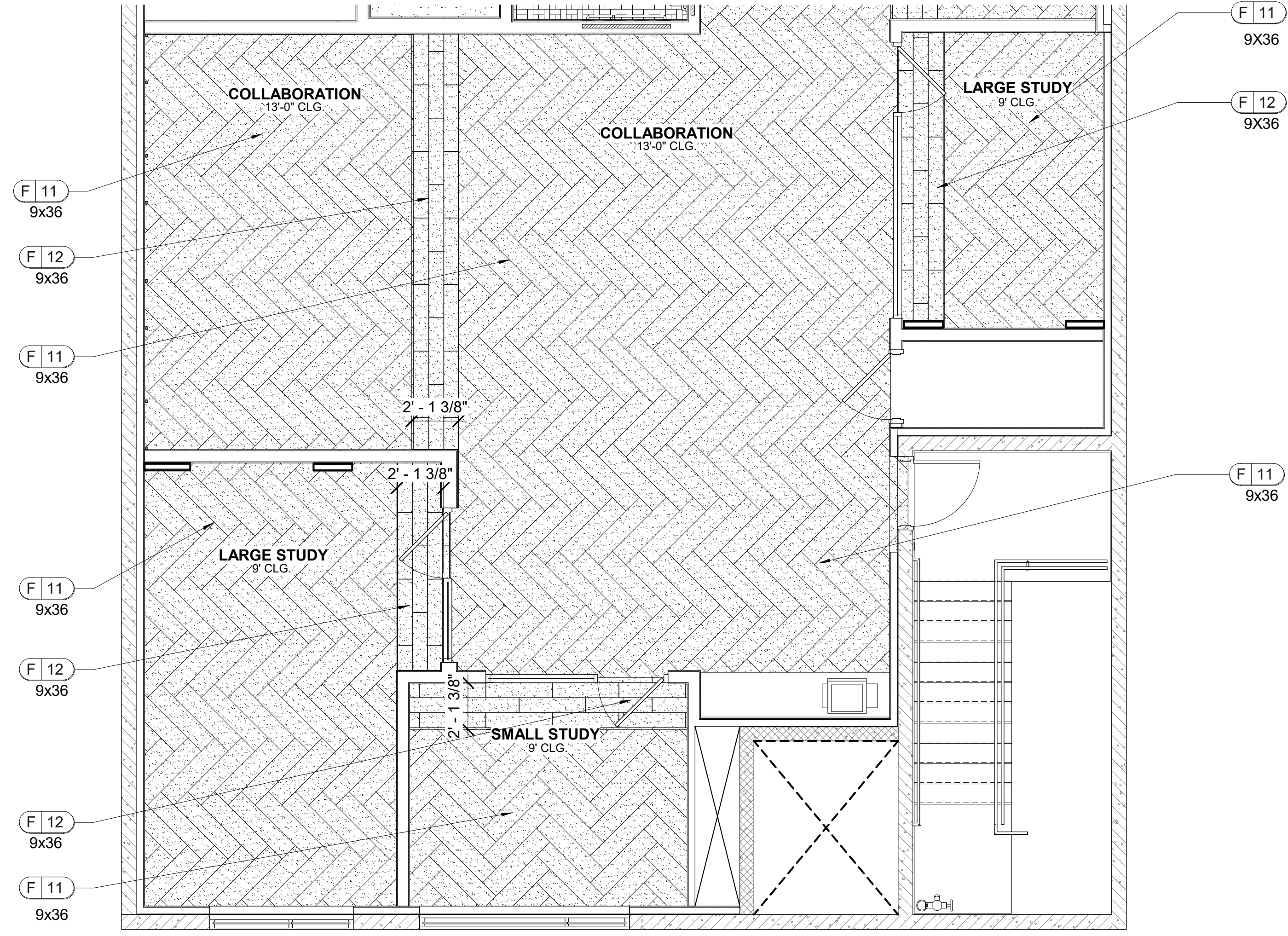
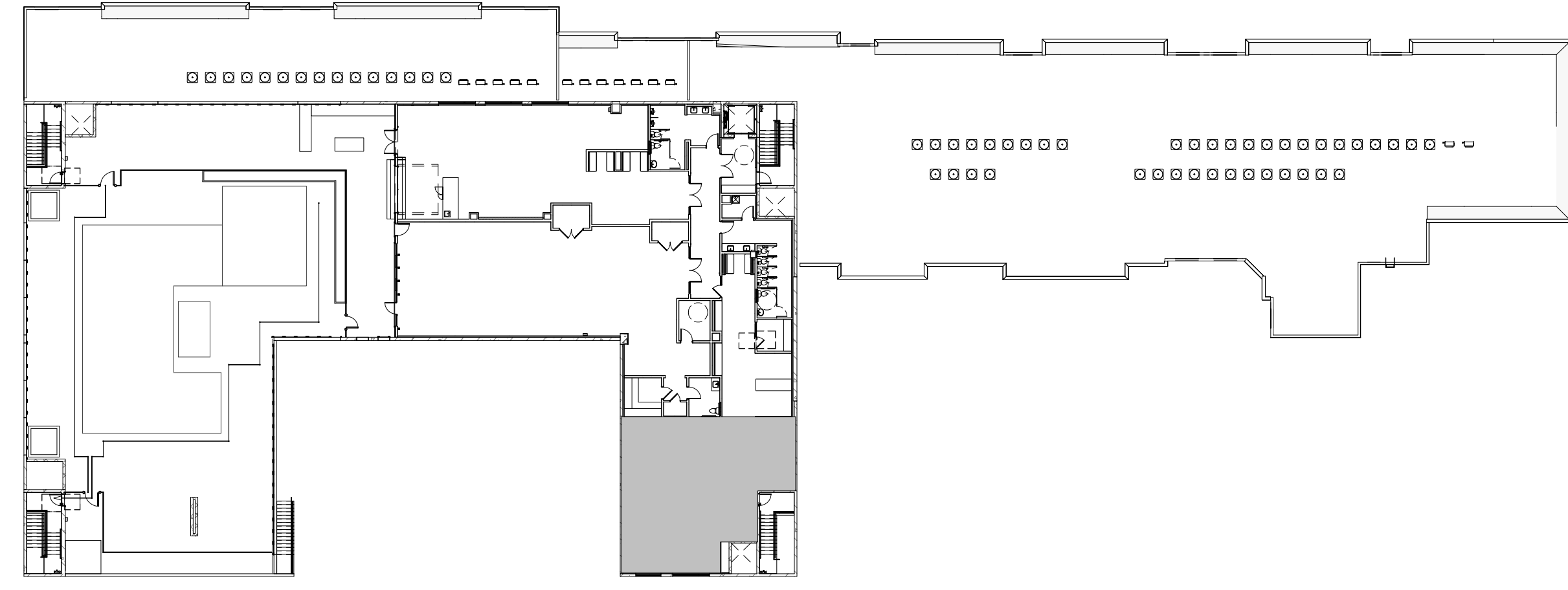
DR.	REV.	DATE	REMARK	HRIS

RELEASED FOR CONSTRUCTION	BEGIN DATE: 04.12.23
	RELEASE DATE: 06.28.23
	DESIGNER: JW
	CAD DESIGNER: TP
	REVIEWED BY: JW, TP, MDG

JOB # : 22593-C	TITLE: BLDG. C LEVEL 6 FLOOR COVERING PLAN "A"
	SHEET: ID.403A

FLOORING NOTES:
 1. BEFORE LAYING DOWN CARPET, BUILDER AND/ OR INSTALLER ARE TO FOLLOW MANUFACTURER PADDING GUIDELINE. THEY ARE RESPONSIBLE FOR CONTACTING DEALER TO ENSURE THE CORRECT PADDING FOR EACH PARTICULAR NEED AND PROPER INSTALLATION.

FLOORING NOTES:
 SAUNA FLOORING BY SAUNA PROVIDER.



1 BLDG. C LEVEL 6 FLOOR COVERING PLAN "B"
 ID.403B SCALE: 1/4" = 1'-0"

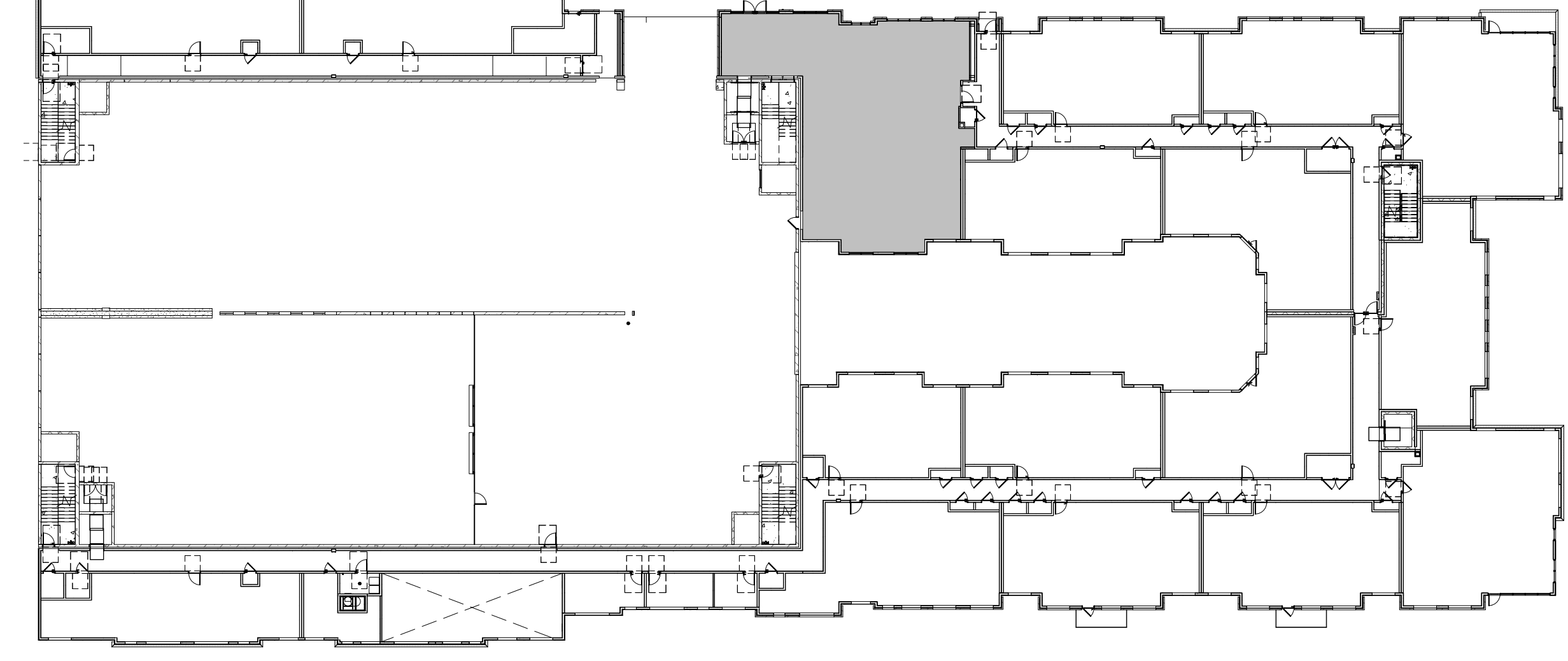
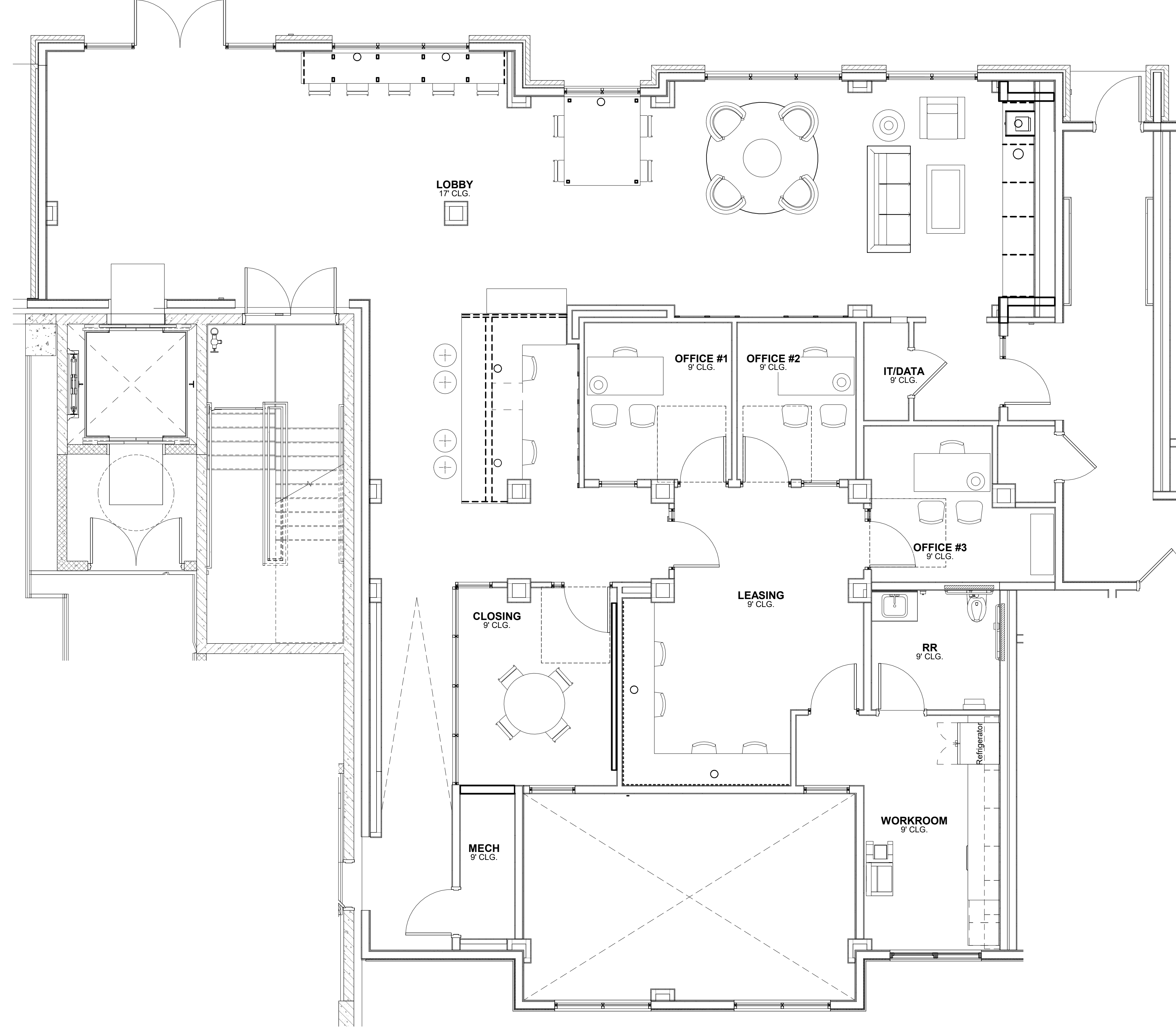
LEASING/ AMENITIES
MARK at TALLAHASSEE PHASE III BLDG. C
TALLAHASSEE, FL
LANDMARK PROPERTIES

DESIGN ENVIRONMENTS
 DESIGN #1 LIFE
 Miami (Owner) Design (Owner) San Francisco
 Hospitality (Interior) (Wall Frame) (Interior) (Steel) (Long) (Steel) (Long) (Steel) (Long)
 This Drawing is the property of Design Environments and may not be reproduced or used without their written permission.

REVISIONS		
DR. REV.	DATE	REMARK

RELEASED FOR CONSTRUCTION			
BEGIN DATE:	04.12.23	DESIGNER:	JW
RELEASE DATE:	06.28.23	CAD DESIGNER:	TP
		REVIEWED BY:	JW, TP, MDG

JOB # :	22593-C
TITLE:	BLDG. C LEVEL 6 FLOOR COVERING PLAN "B"
SHEET:	ID.403B



1
 ID.500 **BLDG. C LEVEL 2 FURNITURE AND FIXTURES PLAN**
 SCALE: 1/4" = 1'-0"

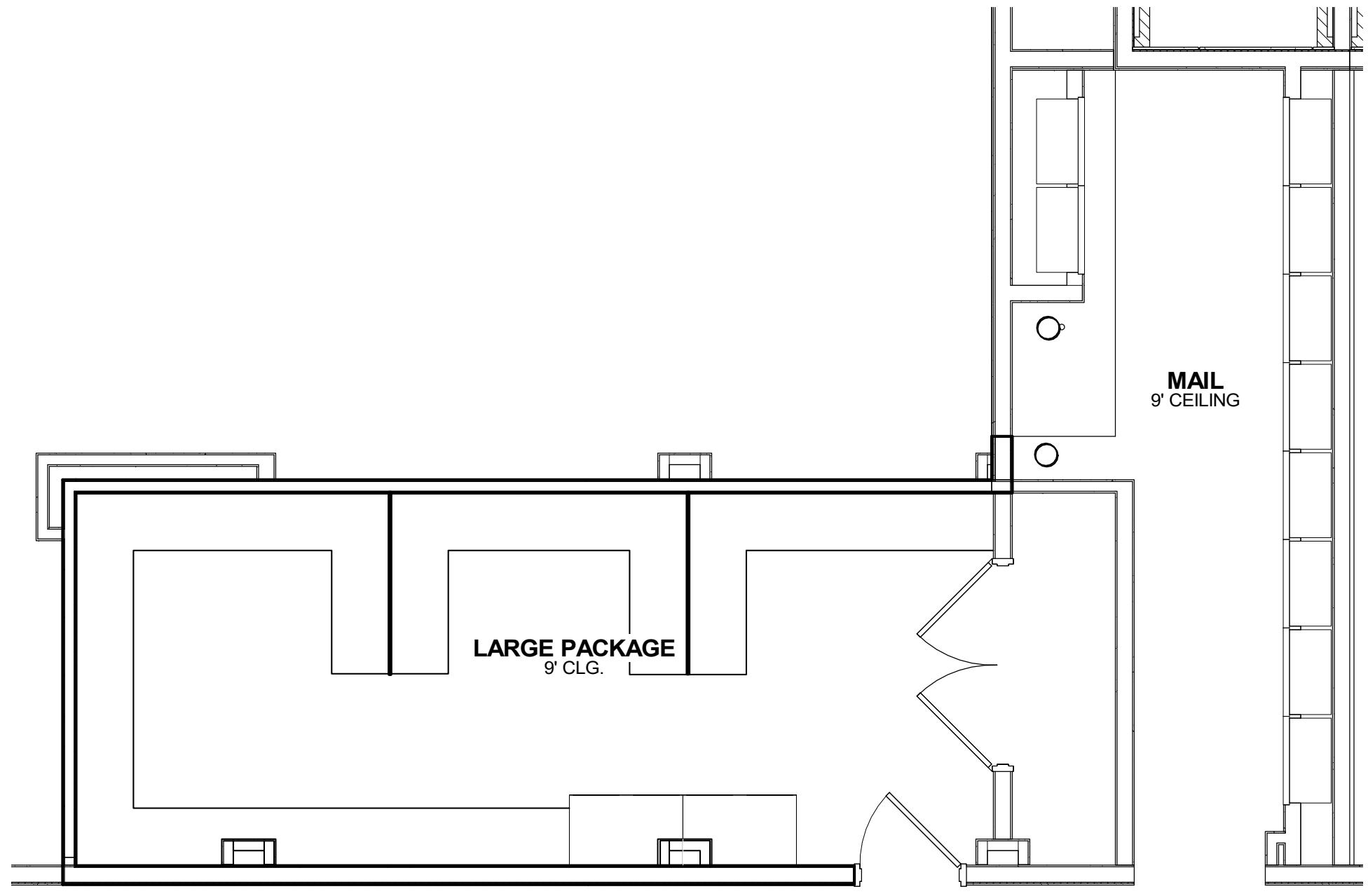
LEASING/ AMENITIES
MARK at TALLAHASSEE PHASE III BLDG. C
TALLAHASSEE, FL
LANDMARK PROPERTIES

DESIGN ENVIRONMENTS
 DESIGN #1 LIFE
 Miami (Owner) (Design) (Contractor) (Site) (Finance)
 (Hospitality) (Industrial) (Multi-Family) (Retail) (Senior Living) (Sustainable)
 This Drawing is the property of Design Environments and may not be reproduced or used without their written permission.

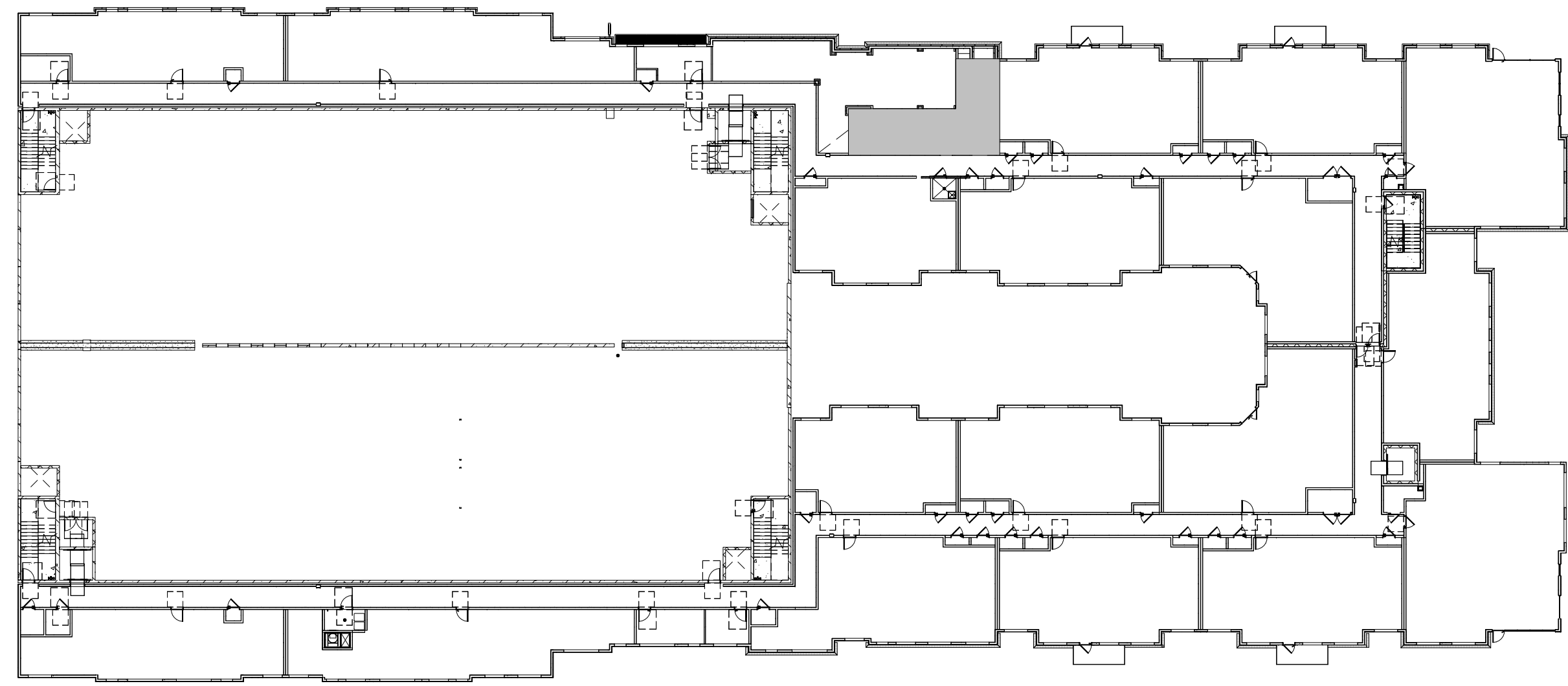
REVISIONS		DATE	REMARK	HRIS

RELEASED FOR CONSTRUCTION	
BEGIN DATE:	04.12.23
RELEASE DATE:	06.28.23
DESIGNER:	JW
CAD DESIGNER:	TP
REVIEWED BY:	JW, TP, MDG

JOB # :	22593-C
TITLE:	BLDG. C LEVEL 2 FURNITURE AND FIXTURES PLAN
SHEET:	ID.500



1 BLDG. C LEVEL 3 FURNITURE AND FIXTURES PLAN
 ID.501
 SCALE: 1/4" = 1'-0"



JOB # : 22593-C

TITLE:
BLDG. C LEVEL 3
FURNITURE AND
FIXTURES PLAN

SHEET:
ID.501

RELEASED FOR
CONSTRUCTION

BEGIN DATE:	04.12.23
RELEASE DATE:	06.28.23
DESIGNER:	JW
CAD DESIGNER:	TP
REVIEWED BY:	JW,TP,MDG

REVISIONS

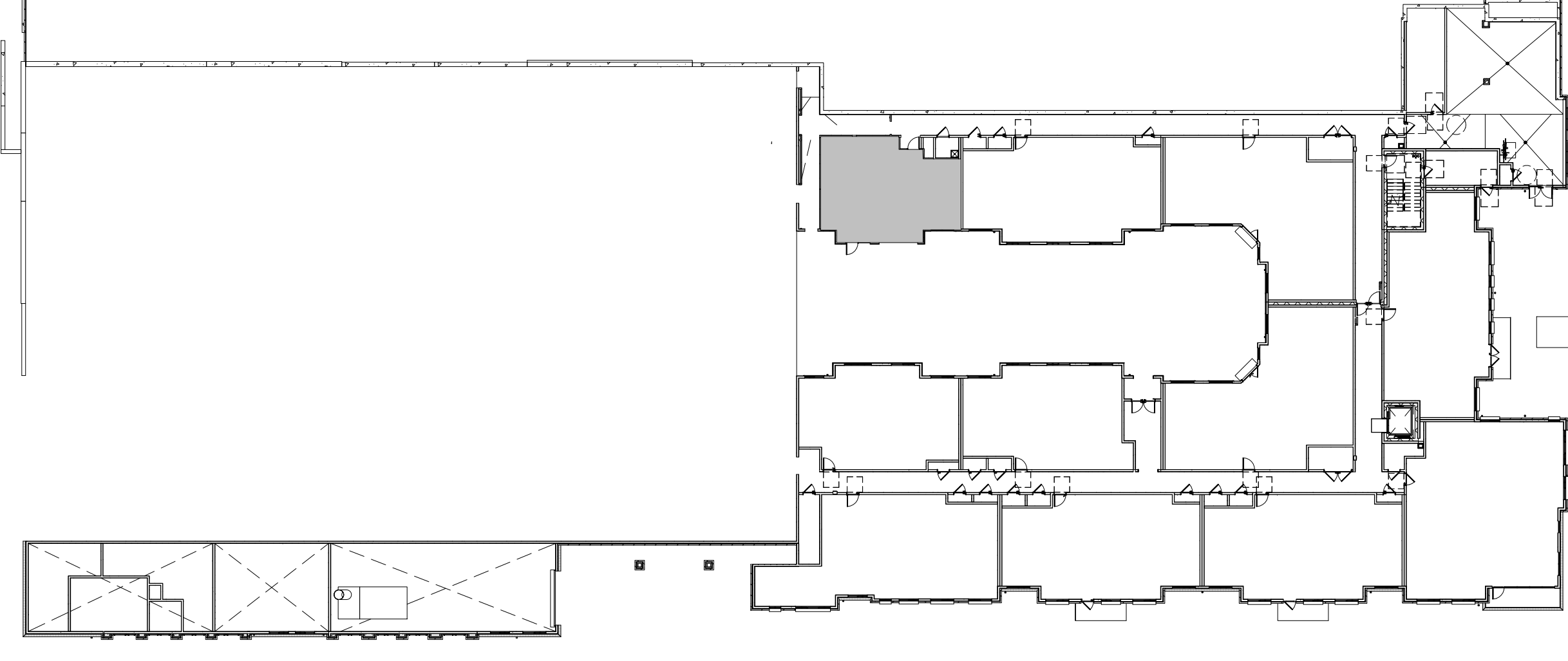
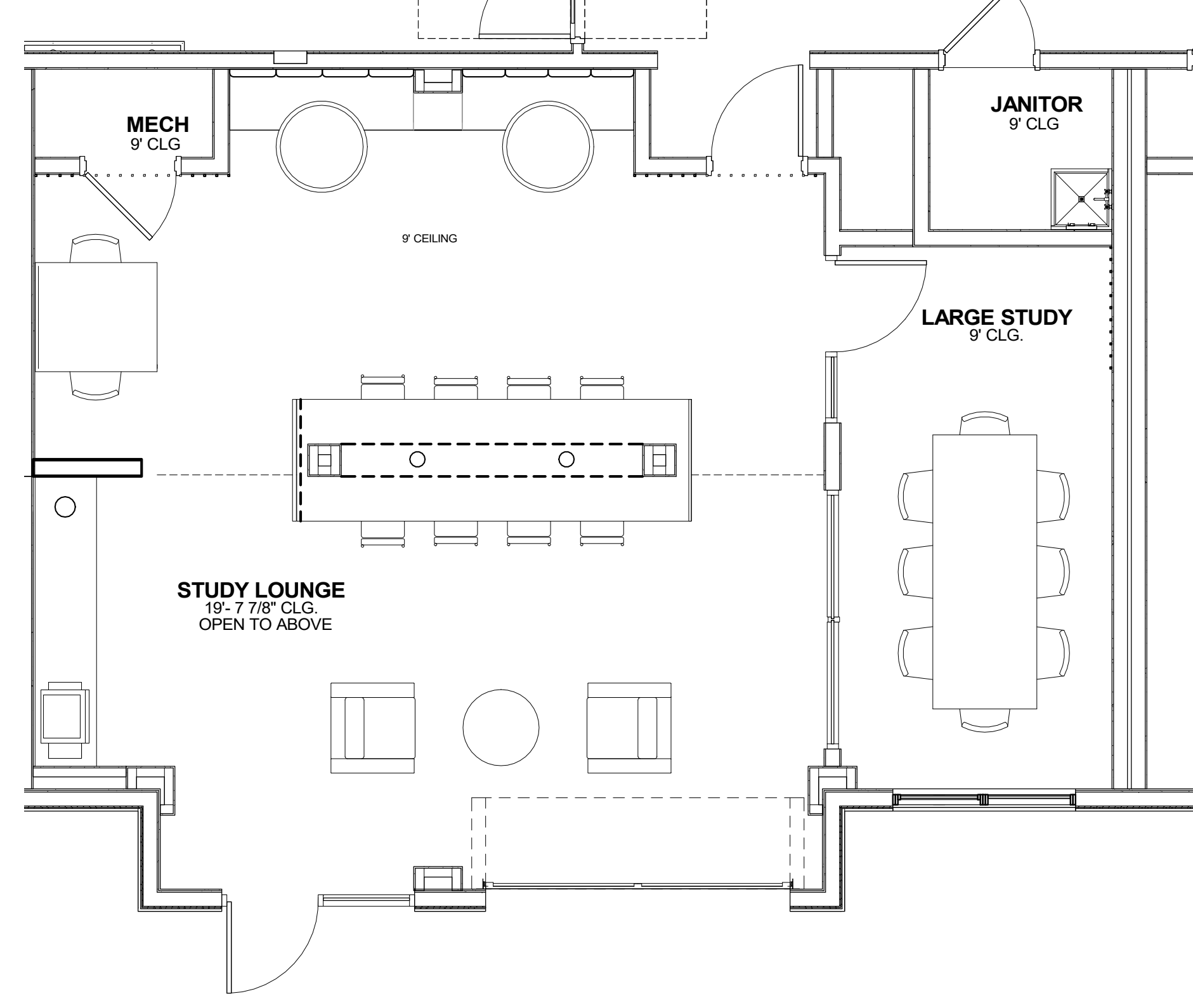
DR.	REV.	DATE	REMARK	HRS

LEASING/ AMENITIES
MARK at TALLAHASSEE PHASE III BLDG. C
TALLAHASSEE, FL
LANDMARK PROPERTIES

DESIGN ENVIRONMENTS
DESIGN @ LIFE

Allen | Baker | Design | Overton | Ser | Truico
Heath | Johnson | Mill | Park | Roemer | Sosa | Long | Steinhilber

This Drawing is the property of Design Environments and may not be reproduced or used without their written permission.



1 BLDG. C LEVEL 1 FURNITURE AND FIXTURES PLAN
ID.502 SCALE: 1/4" = 1'-0"

JOB # : 22593-C
TITLE: BLDG. C LEVEL 1 FURNITURE AND FIXTURES PLAN
SHEET: ID.502

RELEASED FOR CONSTRUCTION
BEGIN DATE: 04.12.23
RELEASE DATE: 06.28.23
DESIGNER: JW
CAD DESIGNER: TP
REVIEWED BY: JW,TP,MDG

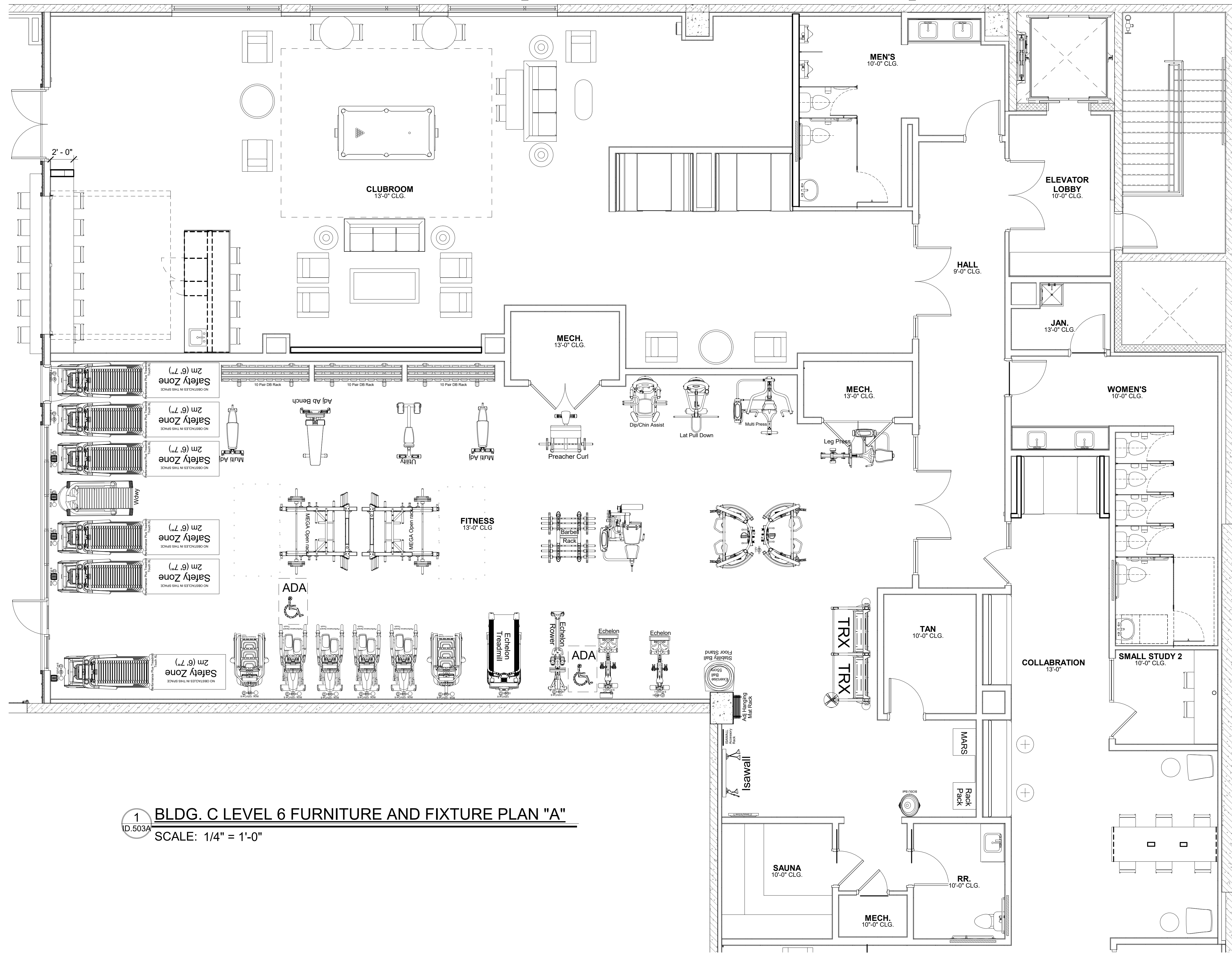
REVISIONS		
DR.	REV.	DATE

LEASING/ AMENITIES
MARK at TALLAHASSEE PHASE III BLDG. C
TALLAHASSEE, FL
LANDMARK PROPERTIES

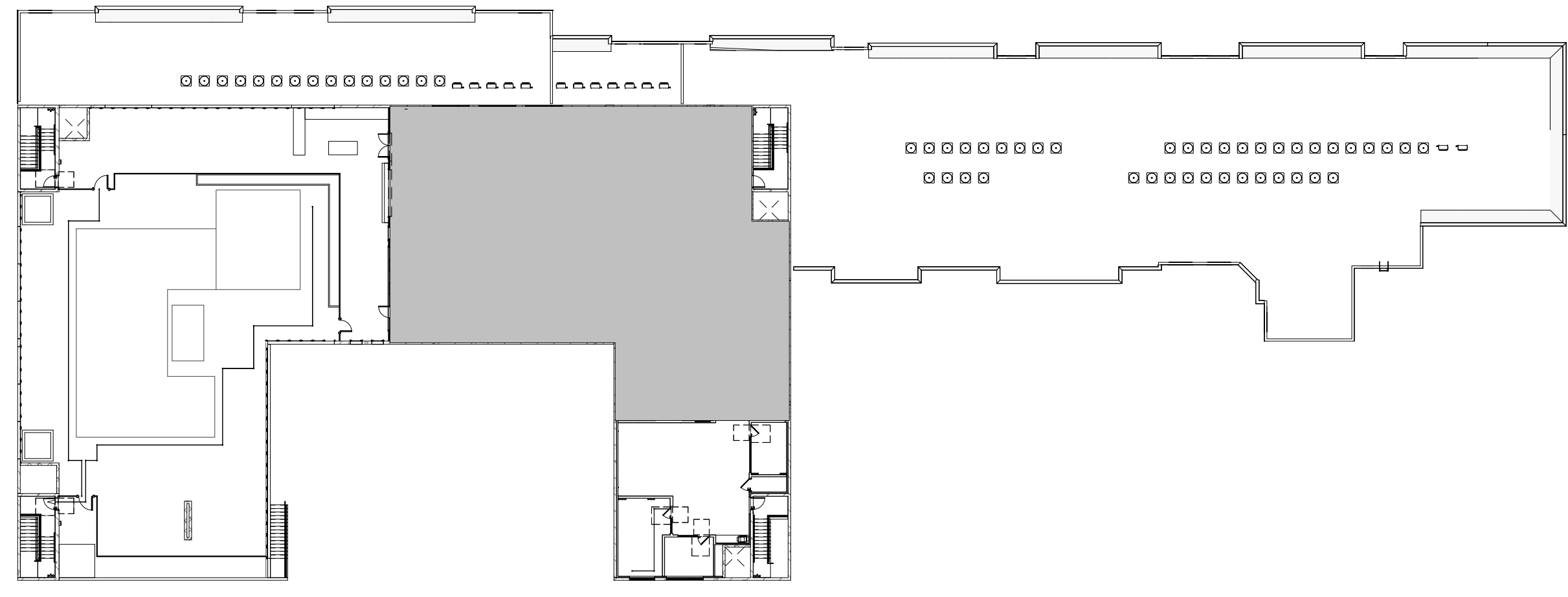
DESIGN ENVIRONMENTS
DESIGN & LIFE

Allen | Baker | Design | Overton | Ser | Tucker
Heath | Johnson | Hill | Park | Peralta | Sims | Long | Barber | Hoang

This Drawing is the property of Design Environments and may not be reproduced or used without their written permission.



1 BLDG. C LEVEL 6 FURNITURE AND FIXTURE PLAN "A"
 ID.503A SCALE: 1/4" = 1'-0"

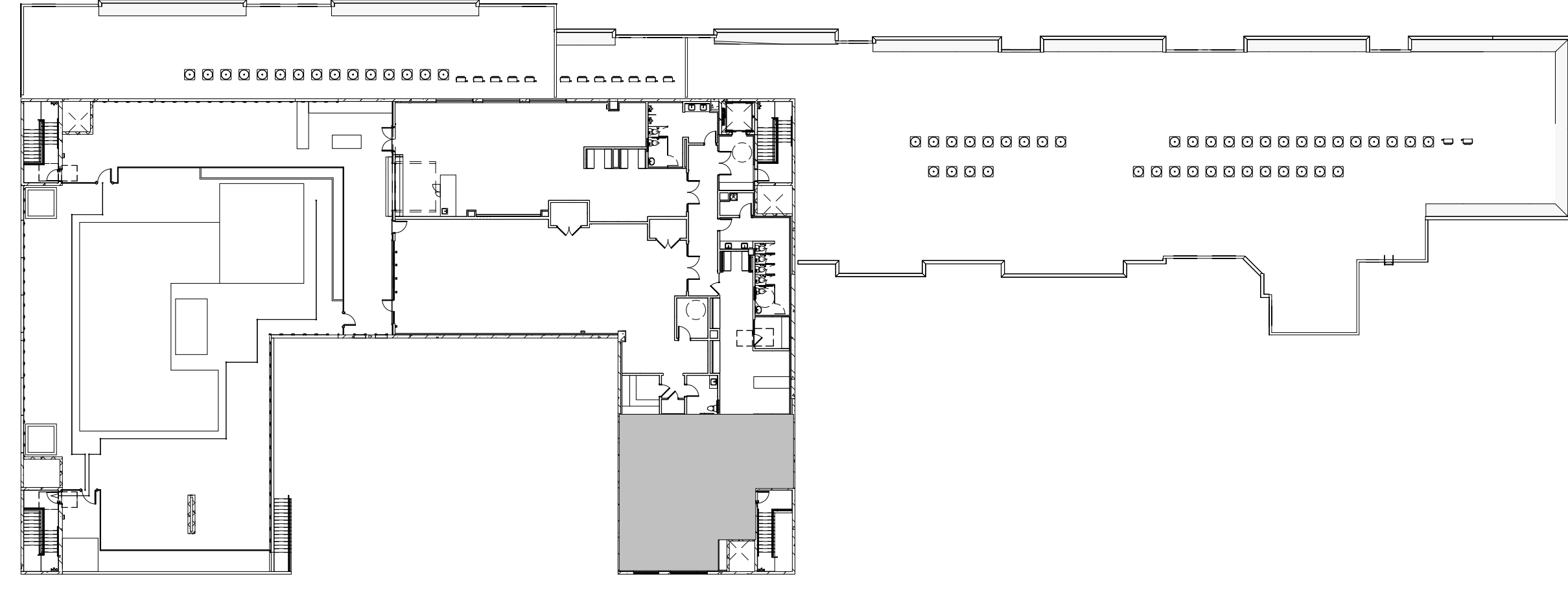
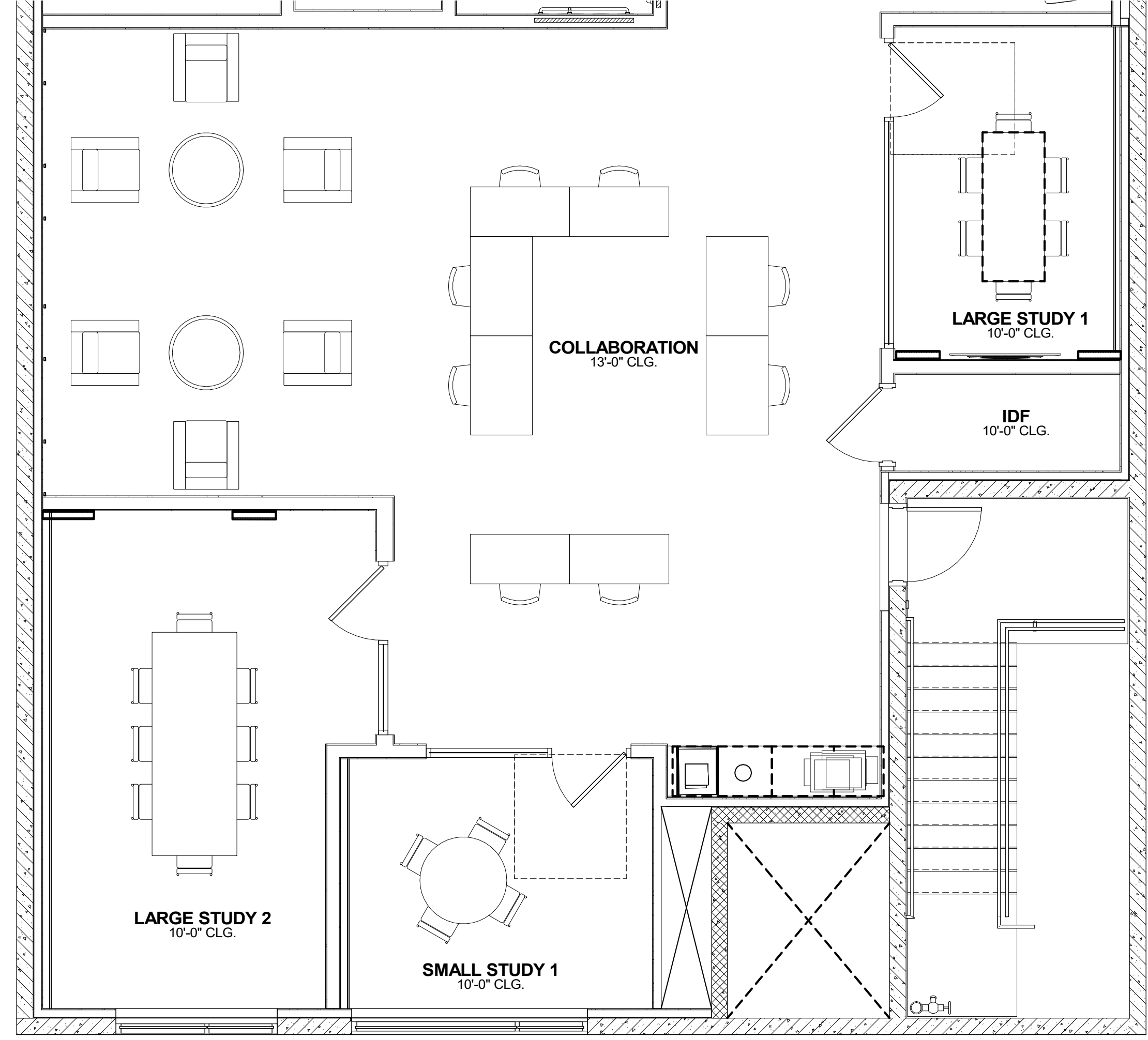


LEASING/ AMENITIES
MARK at TALLAHASSEE PHASE III BLDG. C
TALLAHASSEE, FL
LANDMARK PROPERTIES

REV.	DATE	REMARK

RELEASED FOR CONSTRUCTION	BEGIN DATE	RELEASE DATE	DESIGNER	CAD DESIGNER	REVIEWED BY
	04.12.23	06.28.23	JW	TP	JW, TP, MDG

JOB # : 22593-C	TITLE: BLDG. C LEVEL 6 FURNITURE AND FIXTURE PLAN "A"	SHEET: ID.503A
------------------------	--	-----------------------



1 BLDG. C LEVEL 6 FURNITURE AND FIXTURE PLAN "B"
ID.503B SCALE: 1/4" = 1'-0"

JOB # : 22593-C

TITLE:
BLDG. C LEVEL 6
FURNITURE AND
FIXTURE PLAN "B"

SHEET:

ID.503B

RELEASED FOR
CONSTRUCTION

BEGIN DATE: 04.12.23
RELEASE DATE: 06.28.23
DESIGNER: JW
CAD DESIGNER: TP
REVIEWED BY: JW,TP,MDG

REVISIONS

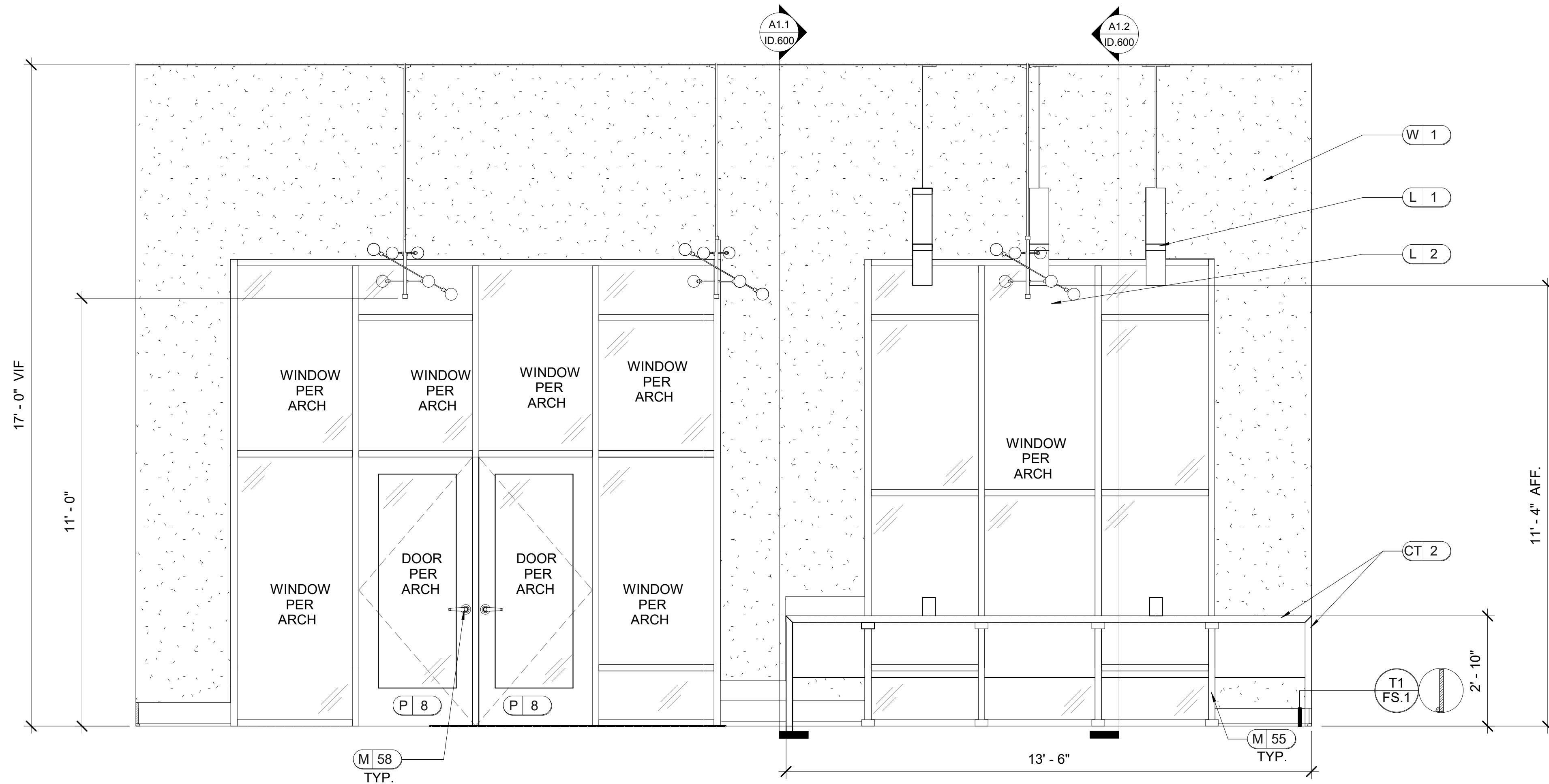
DK.	REV.	DATE	REMARK	HRS

LEASING/ AMENITIES
MARK at TALLAHASSEE PHASE III BLDG. C
TALLAHASSEE, FL
LANDMARK PROPERTIES


DESIGN ENVIRONMENTS
DESIGN & LIFE

Allen | Boston | Chicago | Cincinnati | San Francisco
Houston | Indianapolis | Miami | New York | Phoenix | San Diego | Seattle | Tampa

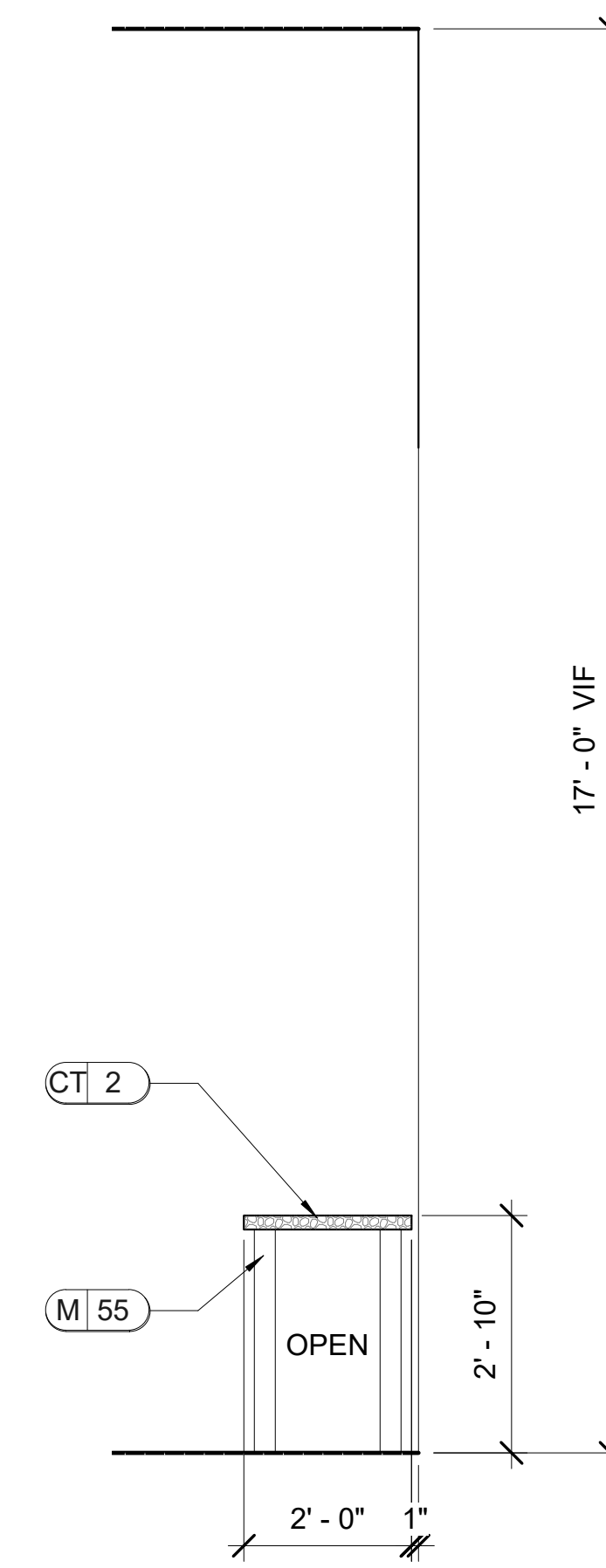
This Drawing is the property of Design
Environments and may not be reproduced or
used without their written permission.



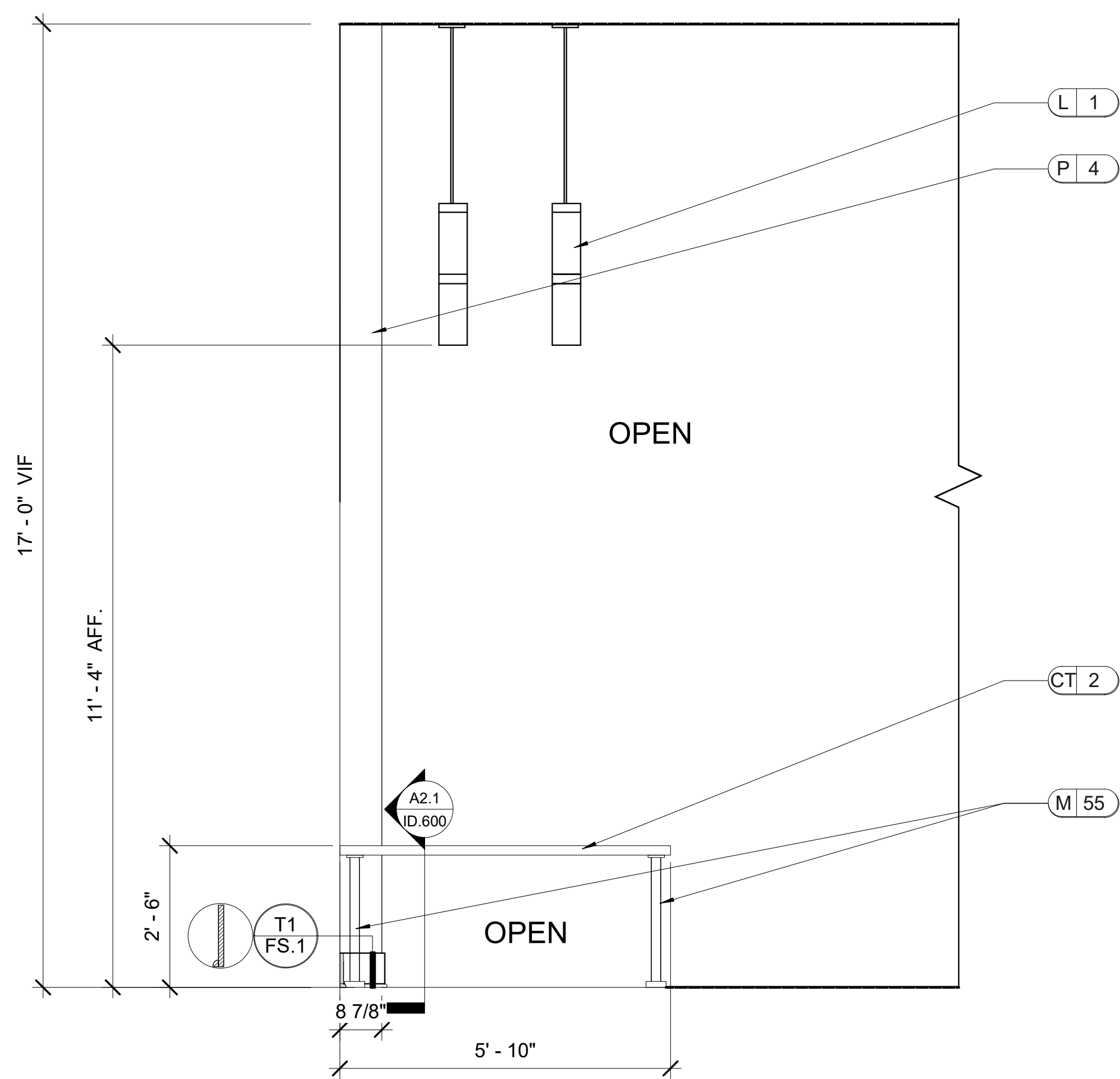
A1 LOBBY
 ID.600
 SCALE: 1/2" = 1'-0"
 NOTE: 1. ALL TRIM TO BE PAINTED P2.
 2. WALL TO BE SMOOTH FINISH.
 3. USE HIDDEN SUPPORT BRACKET M59 FOR SUPPORT AS NEEDED, MUST BE INSTALLED PRIOR TO INSTALLATION OF DRYWALL AND WITH REQUIRED BLOCKING.
 4. USE M55 FOR SUPPORT AS NEEDED.



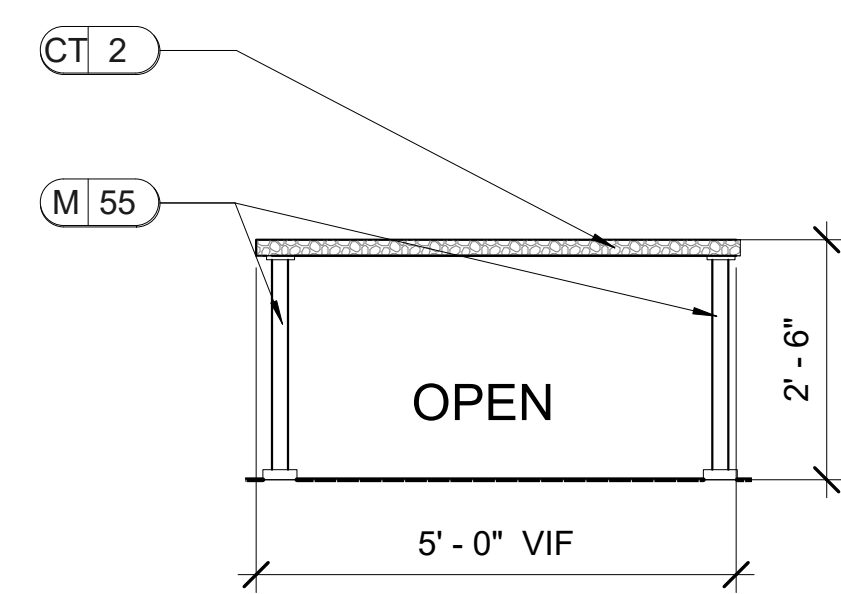
A1.1 SECTION
 ID.600
 SCALE: 1/2" = 1'-0"



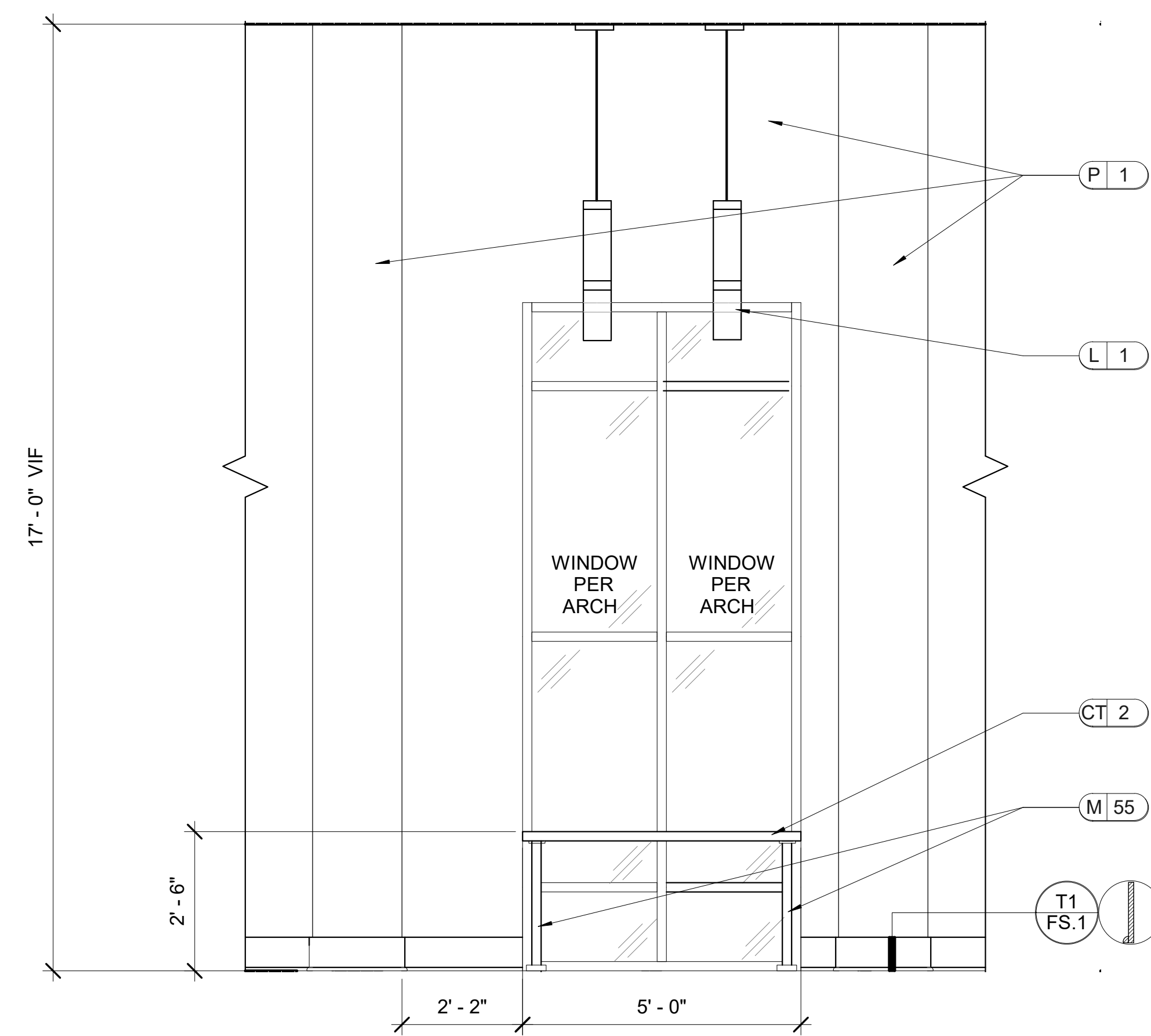
A1.2 SECTION
 ID.600
 SCALE: 1/2" = 1'-0"



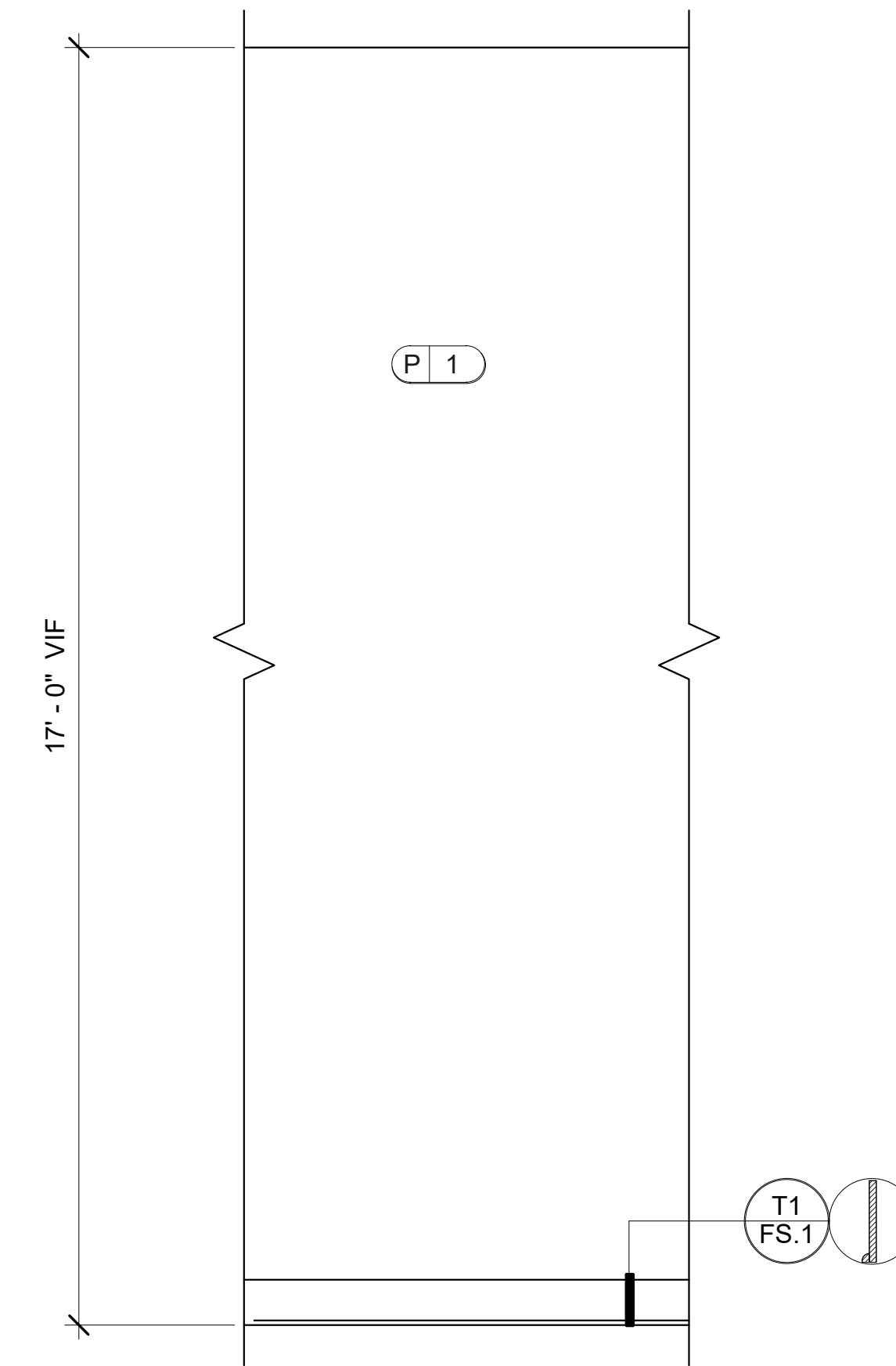
A2 LOBBY
 ID.600
 SCALE: 1/2" = 1'-0"
 NOTE: 1. ALL TRIM TO BE PAINTED P2.
 2. OPPOSITE SIDE IS MIRROR IMAGE.
 3. USE M55 FOR SUPPORT AS NEEDED.



A2.1 SECTION
 ID.600
 SCALE: 1/2" = 1'-0"



A3 LOBBY
 ID.600
 SCALE: 1/2" = 1'-0"
 NOTE: 1. ALL TRIM TO BE PAINTED P2.
 2. USE M55 FOR SUPPORT AS NEEDED.



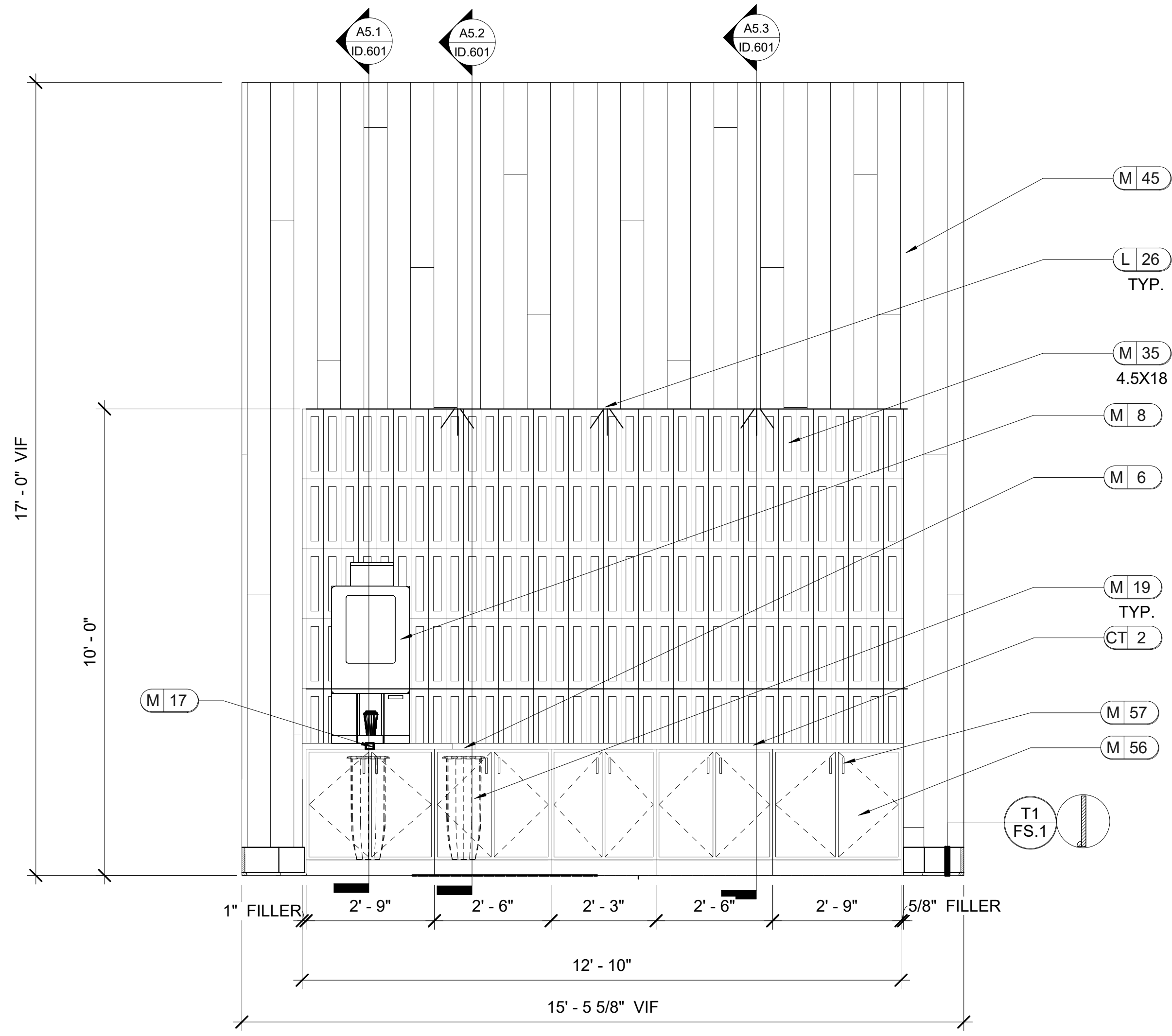
A4 LOBBY TYP.
 ID.600
 SCALE: 1/2" = 1'-0"
 NOTE: ALL TRIM TO BE PAINTED P2.

LEASING/ AMENITIES
 MARK at TALLAHASSEE PHASE III BLDG. C
 TALLAHASSEE, FL
 LANDMARK PROPERTIES

DIR.	REV.	DATE	REMARK

RELEASED FOR CONSTRUCTION	BEGIN DATE: 04.12.23
	RELEASE DATE: 06.28.23
	DESIGNER: JW
	CAD DESIGNER: TP
	REVIEWED BY: JW, TP, MDG

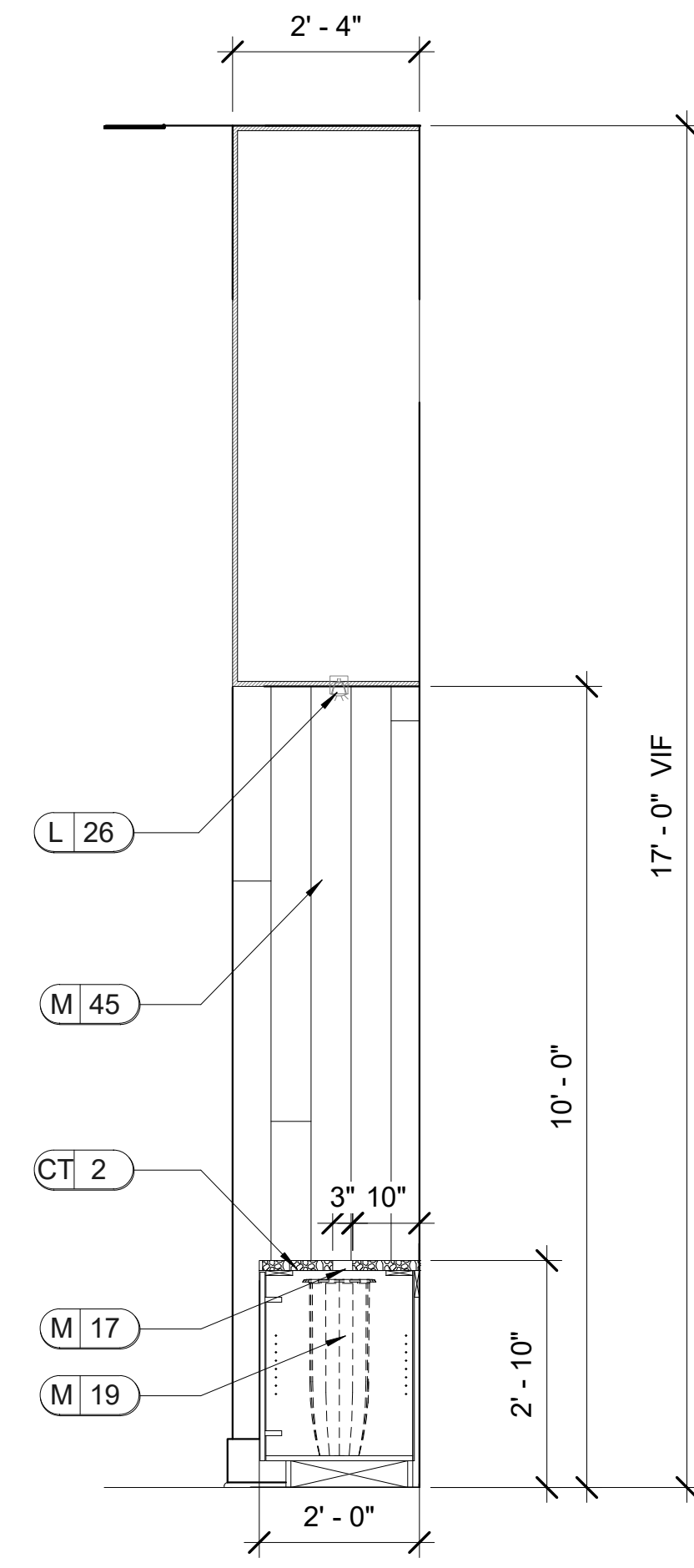
Autodesk Docs://The Mark - Tallahassee/22593-PLAN.R22.rvt
 6/28/2023 4:36:26 PM



A5 LOBBY
ID.601

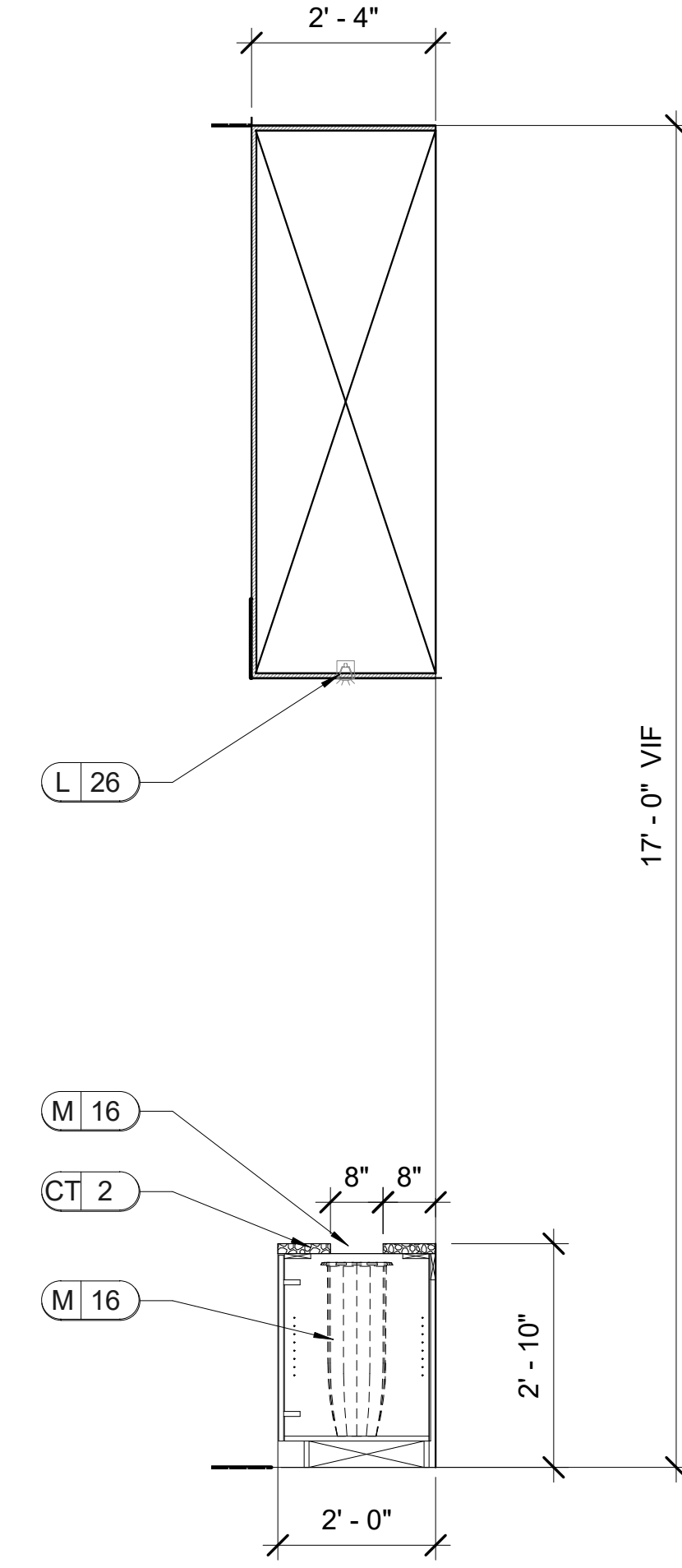
SCALE: 1/2" = 1'-0"

- NOTE: 1. ALL TRIM TO BE PAINTED P2.
2. REFER TO ID.200 FOR LIGHTING LOCATIONS.
3. MITER ALL EDGES OF M44.



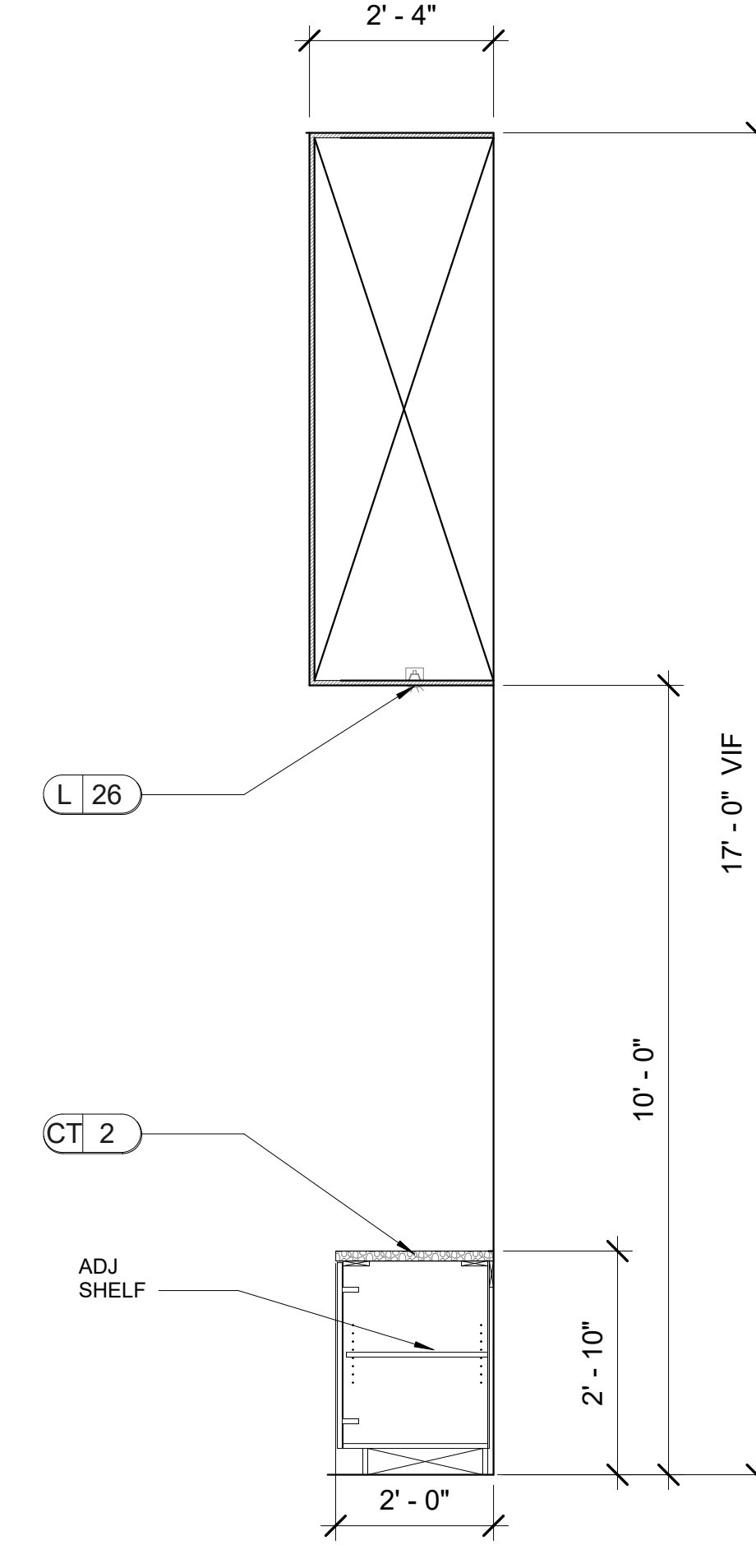
A5.1 SECTION
ID.601

SCALE: 1/2" = 1'-0"



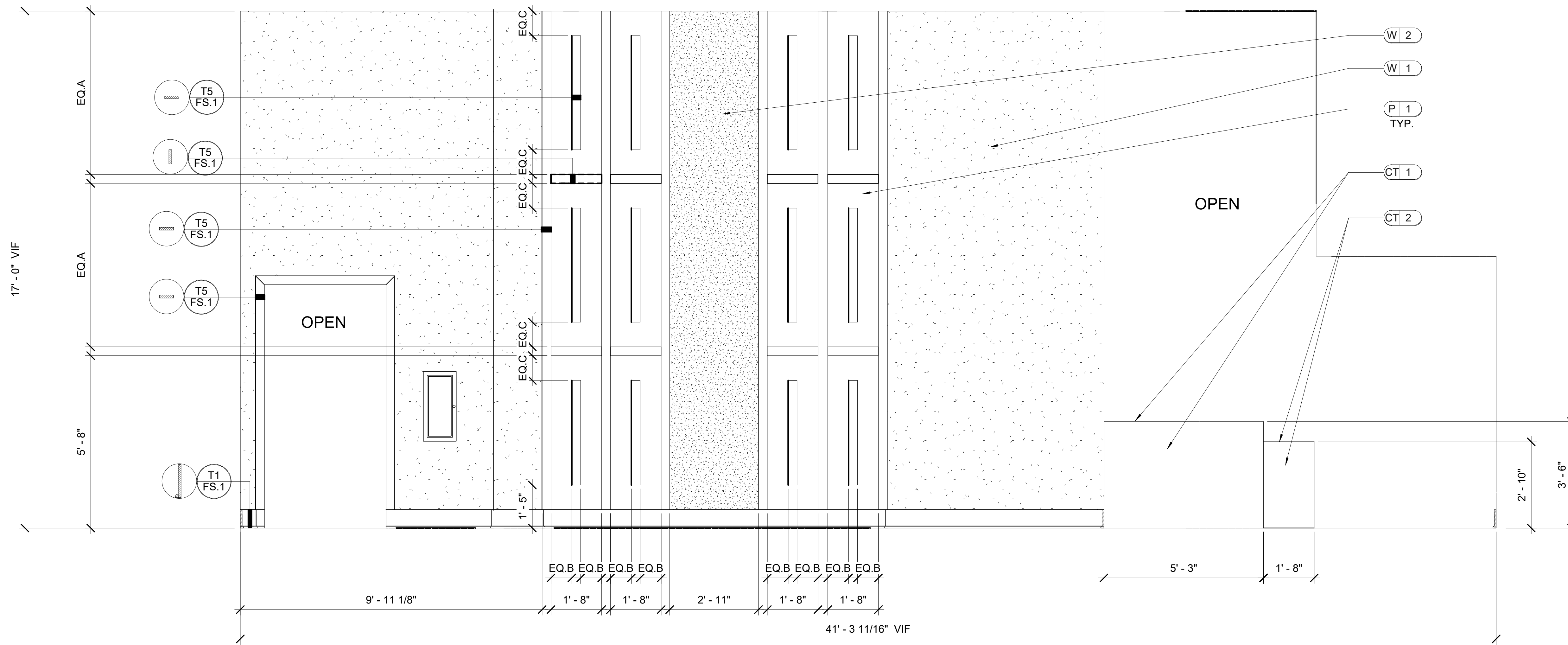
A5.2 SECTION
ID.601

SCALE: 1/2" = 1'-0"



A5.3 SECTION
ID.601

SCALE: 1/2" = 1'-0"



A6 LOBBY
ID.601

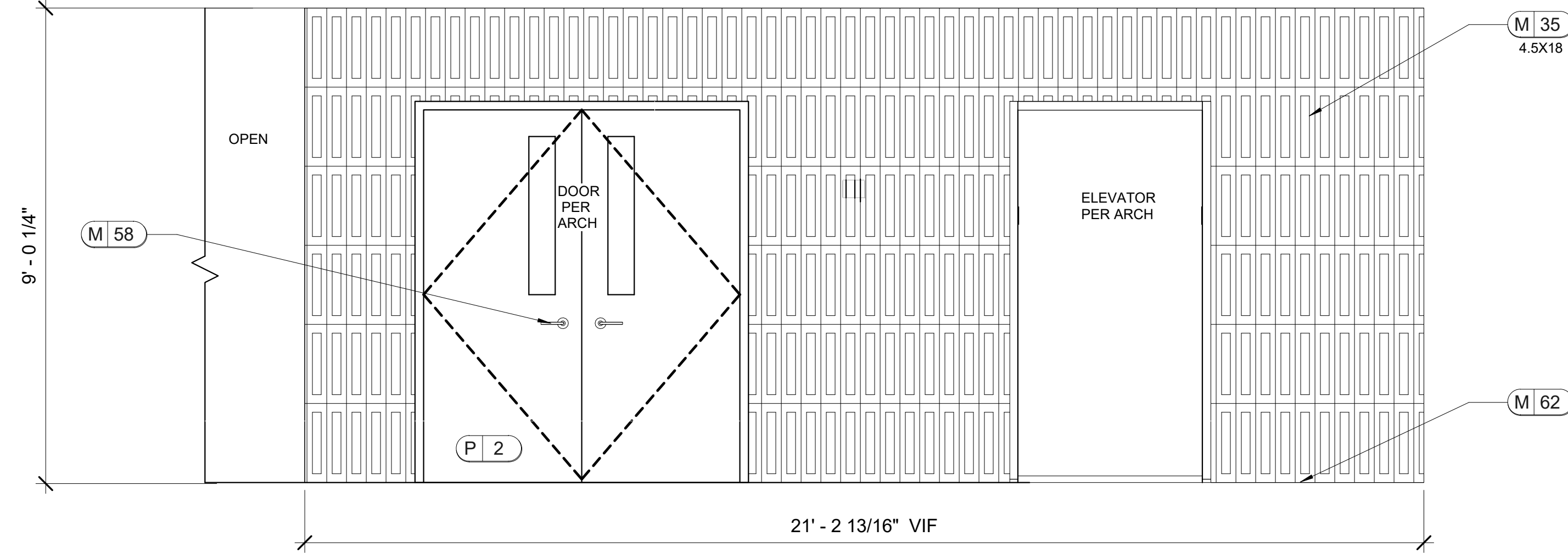
SCALE: 1/2" = 1'-0"

- NOTE: 1. ALL TRIM TO BE PAINTED P2.
2. WALL TO BE SMOOTH FINISH.
3. T5/FS.1 TO BE PAINTED P4.
4. WALL BEHIND T5/FS.1 TO BE PAINTED P3.

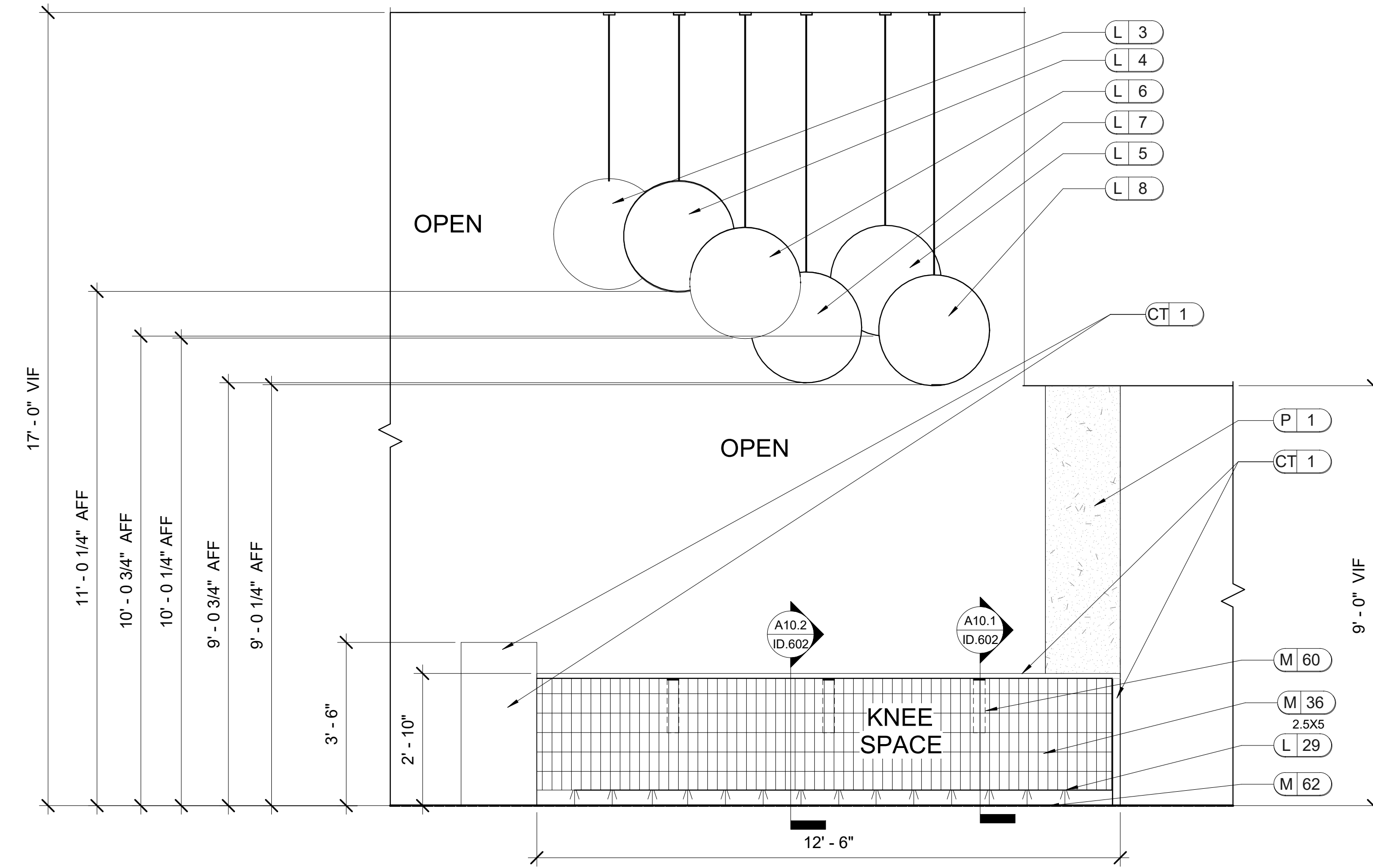
DR.	REV.	DATE	REMARK

RELEASED FOR CONSTRUCTION	BEGIN DATE:	04.12.23
	RELEASE DATE:	06.28.23
	DESIGNER:	JW
	CAD DESIGNER:	TP
	REVIEWED BY:	JW, TP, MDG

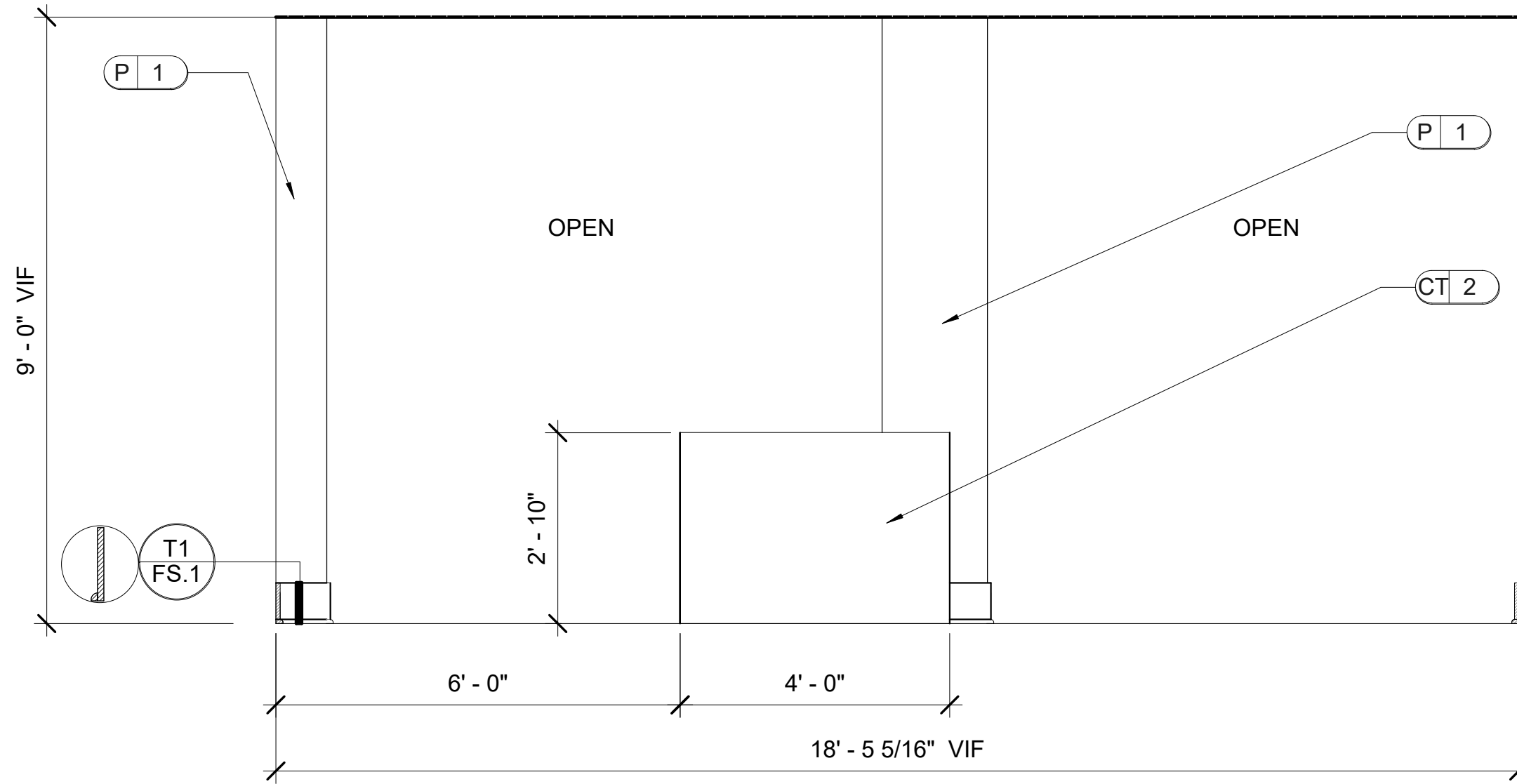
JOB # :	22593-C
TITLE:	INTERIOR ELEVATIONS AND DETAILS
SHEET:	ID.601



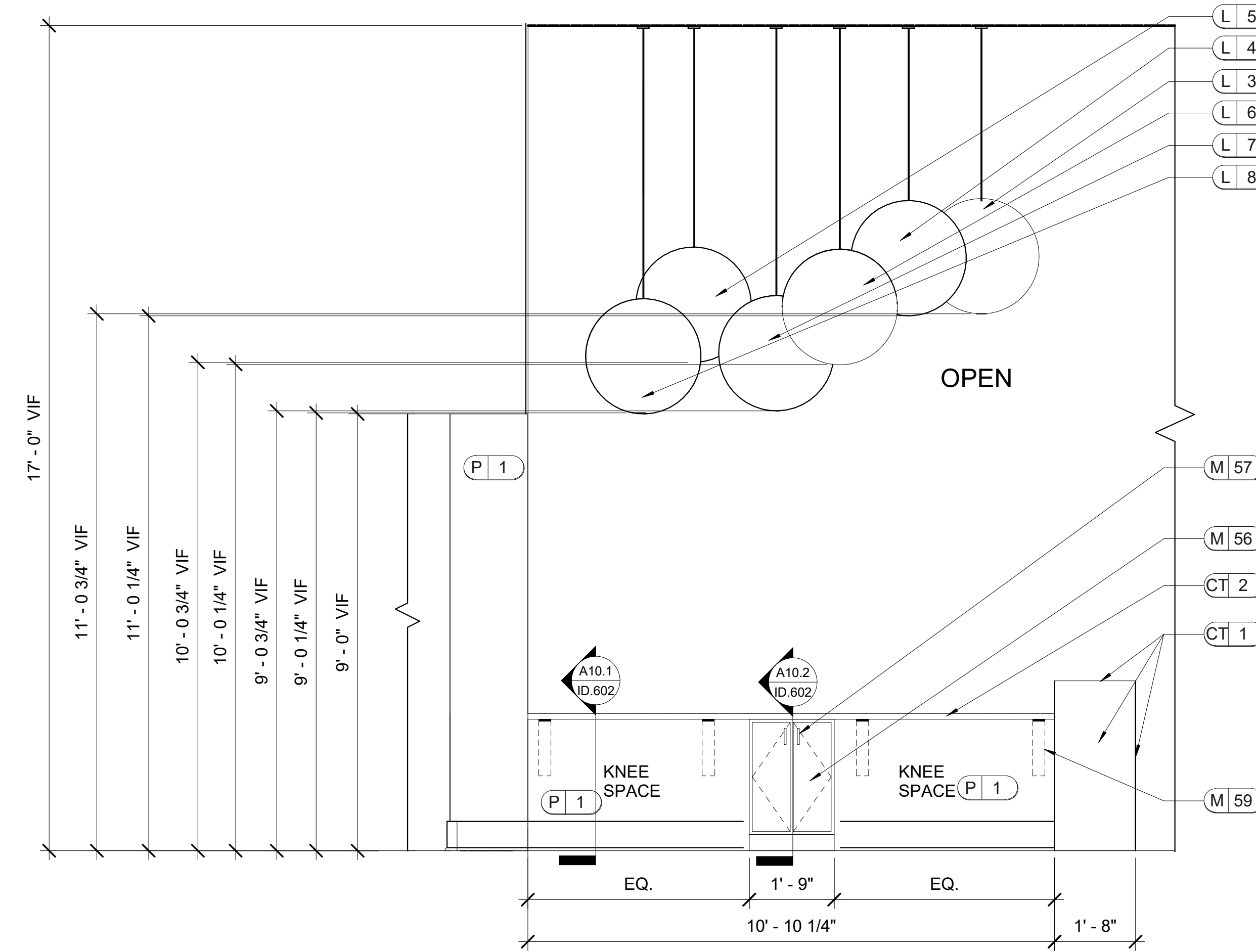
A7 LOBBY
 ID.602 SCALE: 1/2" = 1'-0"
 NOTE: ALL TRIM TO BE PAINTED P2.



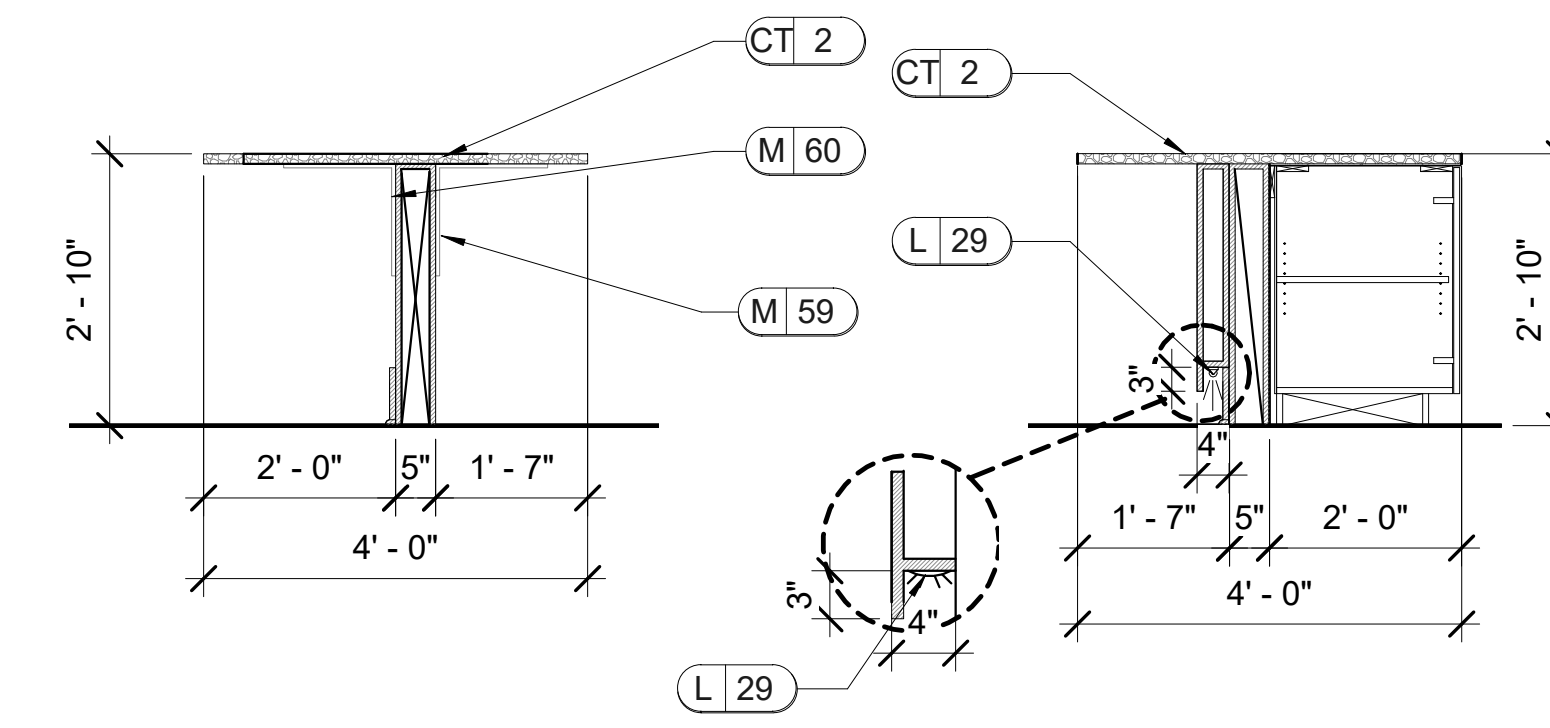
A8 LOBBY
 ID.602 SCALE: 1/2" = 1'-0"
 NOTE: 1. ALL TRIM TO BE PAINTED P2.
 2. WALL TO BE SMOOTH FINISH.
 3. USE HIDDEN SUPPORT BRACKET M# FOR SUPPORT AS NEEDED, MUST BE INSTALLED PRIOR TO INSTALLATION OF DRYWALL AND WITH REQUIRED BLOCKING.



A9 LOBBY
 ID.602 SCALE: 1/2" = 1'-0"
 NOTE: ALL TRIM TO BE PAINTED P2.



A10 LOBBY
 ID.602 SCALE: 1/2" = 1'-0"
 NOTE: 1. ALL TRIM TO BE PAINTED P2.
 2. USE HIDDEN SUPPORT BRACKET M59 FOR SUPPORT AS NEEDED, MUST BE INSTALLED PRIOR TO INSTALLATION OF DRYWALL AND WITH REQUIRED BLOCKING.



A10.1 SECTION
 ID.602 SCALE: 1/2" = 1'-0"

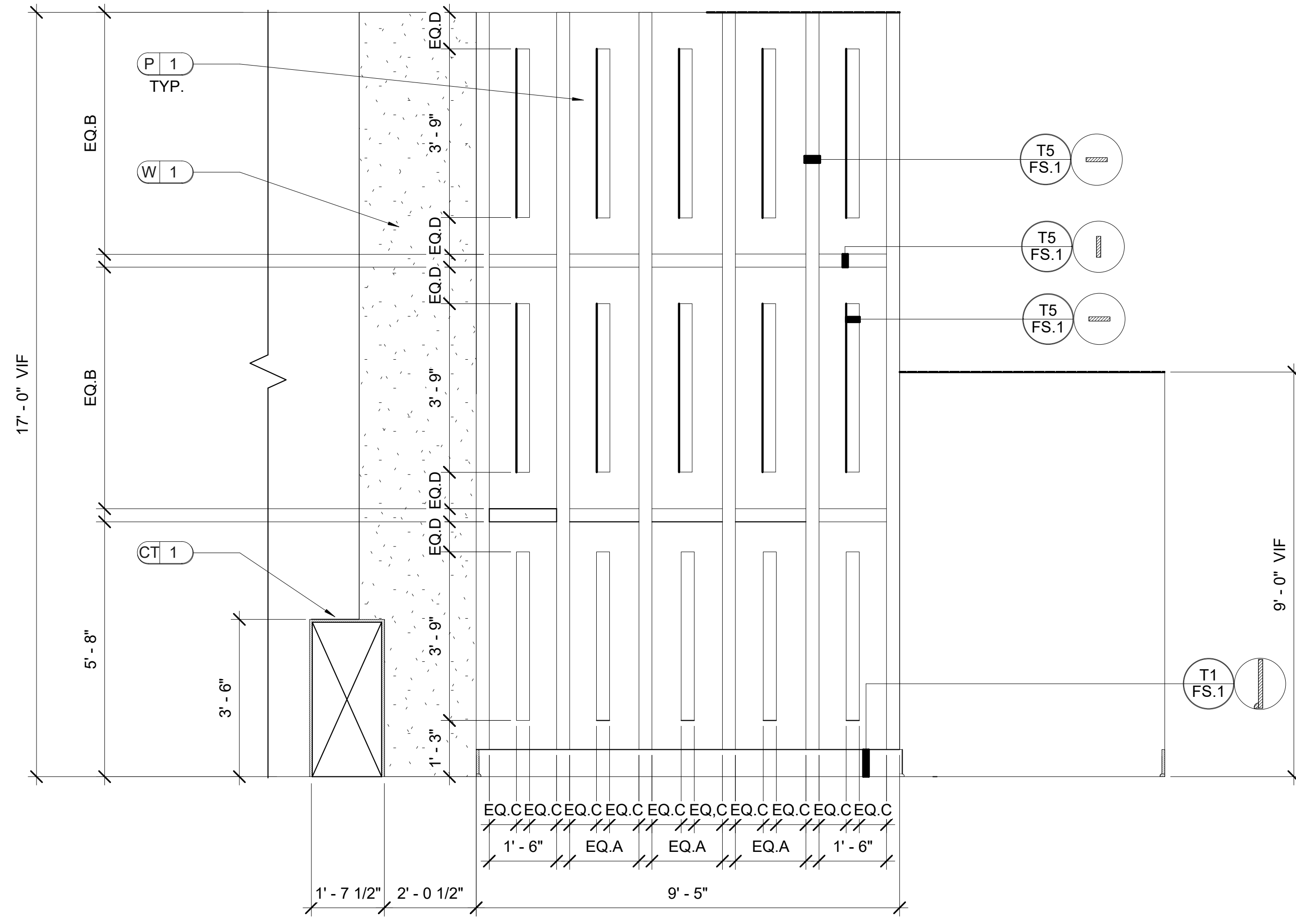
A10.2 SECTION
 ID.602 SCALE: 1/2" = 1'-0"

LEASING/ AMENITIES
 MARK at TALLAHASSEE PHASE III BLDG. C
 TALLAHASSEE, FL
 LANDMARK PROPERTIES

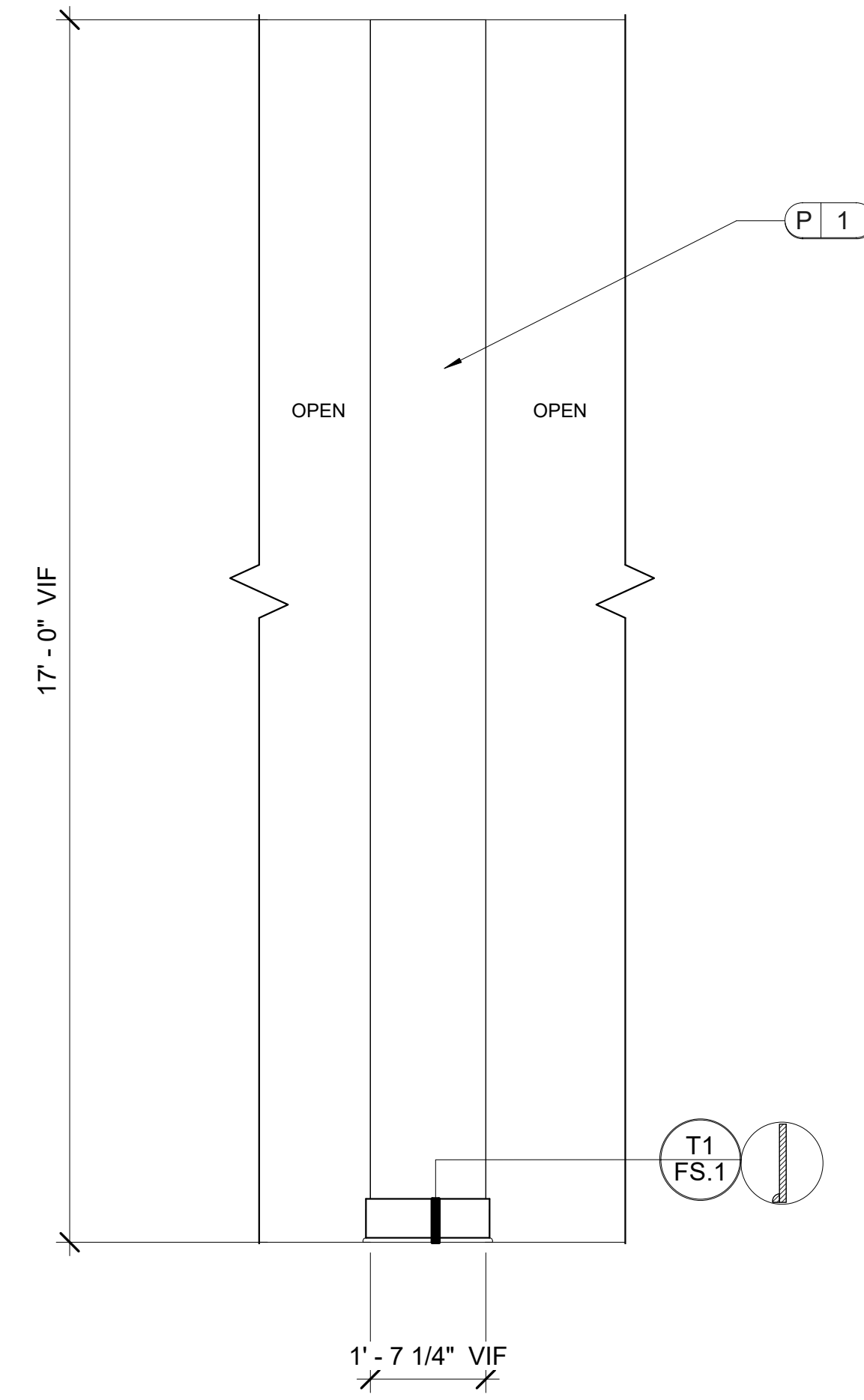
DIR.	REV.	DATE	REMARK

RELEASED FOR CONSTRUCTION	BEGIN DATE: 04.12.23
	RELEASE DATE: 06.28.23
	DESIGNER: JW
	CAD DESIGNER: TP
	REVIEWED BY: JW, TP, MDG

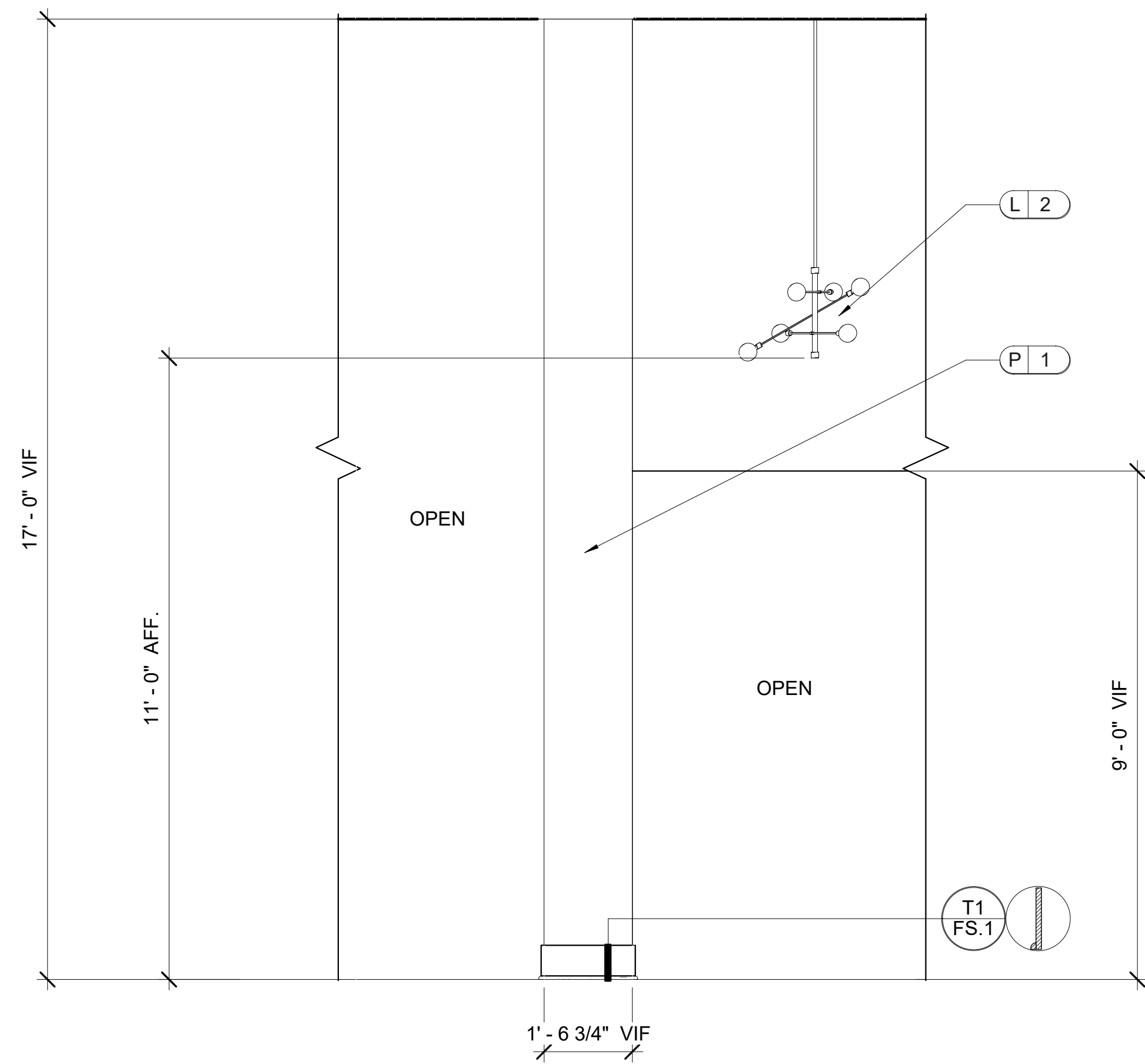
JOB # : 22593-C
TITLE: INTERIOR ELEVATIONS AND DETAILS
SHEET: ID.602



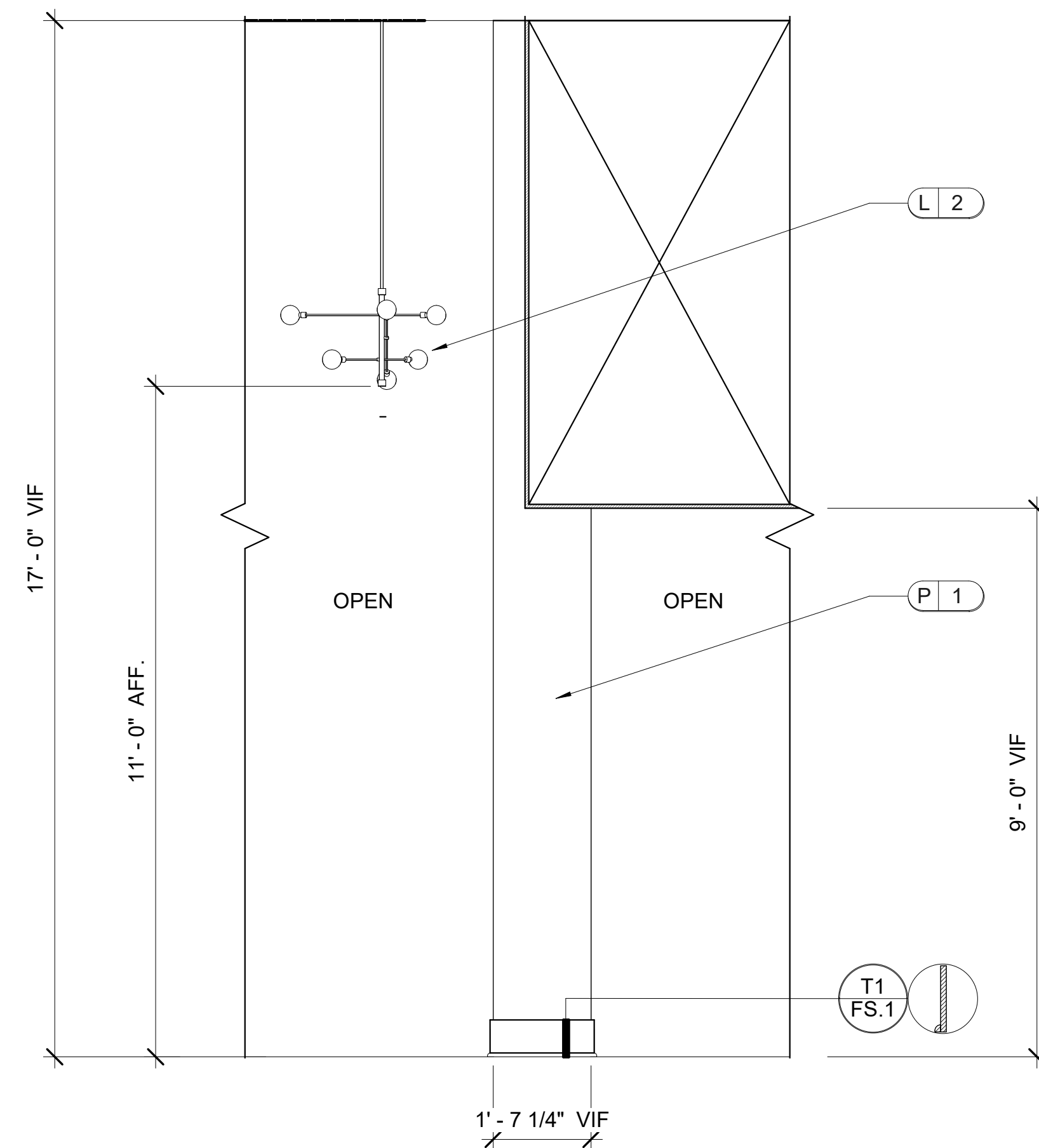
A11 LOBBY
 ID.603
 SCALE: 1/2" = 1'-0"
 NOTE: 1. ALL TRIM TO BE PAINTED P2.
 2. WALL TO BE SMOOTH FINISH.
 3. T5/FS.1 TO BE PAINTED P4.
 4. WALL BEHIND T5/FS.1 TO BE PAINTED P3.



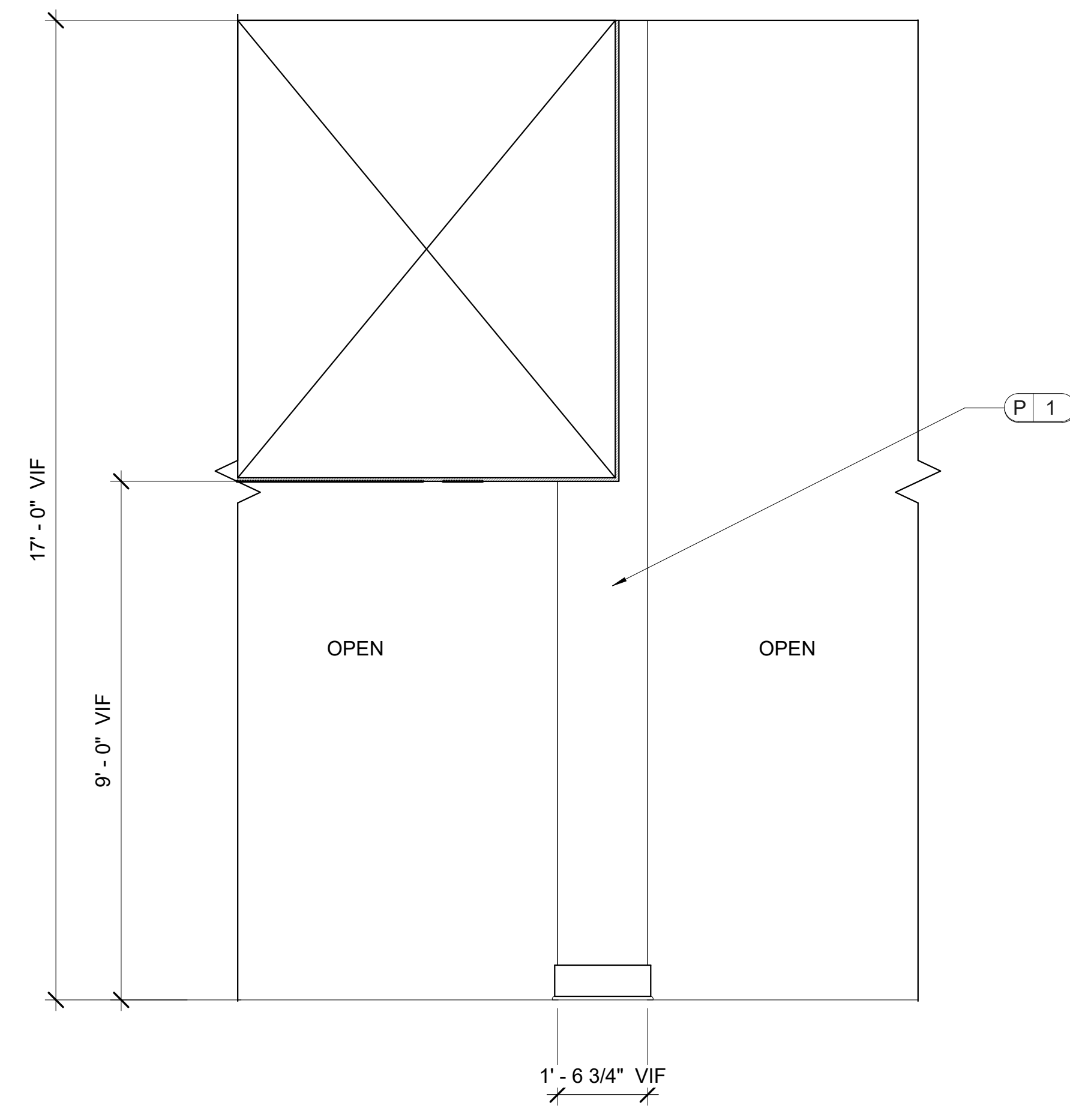
A12 LOBBY
 ID.603
 SCALE: 1/2" = 1'-0"
 NOTE: 1. ALL TRIM TO BE PAINTED P2.
 2. WALL TO BE SMOOTH FINISH.



A13 LOBBY
 ID.603
 SCALE: 1/2" = 1'-0"
 NOTE: 1. ALL TRIM TO BE PAINTED P2.
 2. WALL TO BE SMOOTH FINISH.
 3. REFER TO ID.200 FOR LIGHTING LOCATIONS.



A14 LOBBY
 ID.603
 SCALE: 1/2" = 1'-0"
 NOTE: 1. ALL TRIM TO BE PAINTED P2.
 2. WALL TO BE SMOOTH FINISH.
 3. REFER TO ID.200 FOR LIGHTING LOCATIONS.



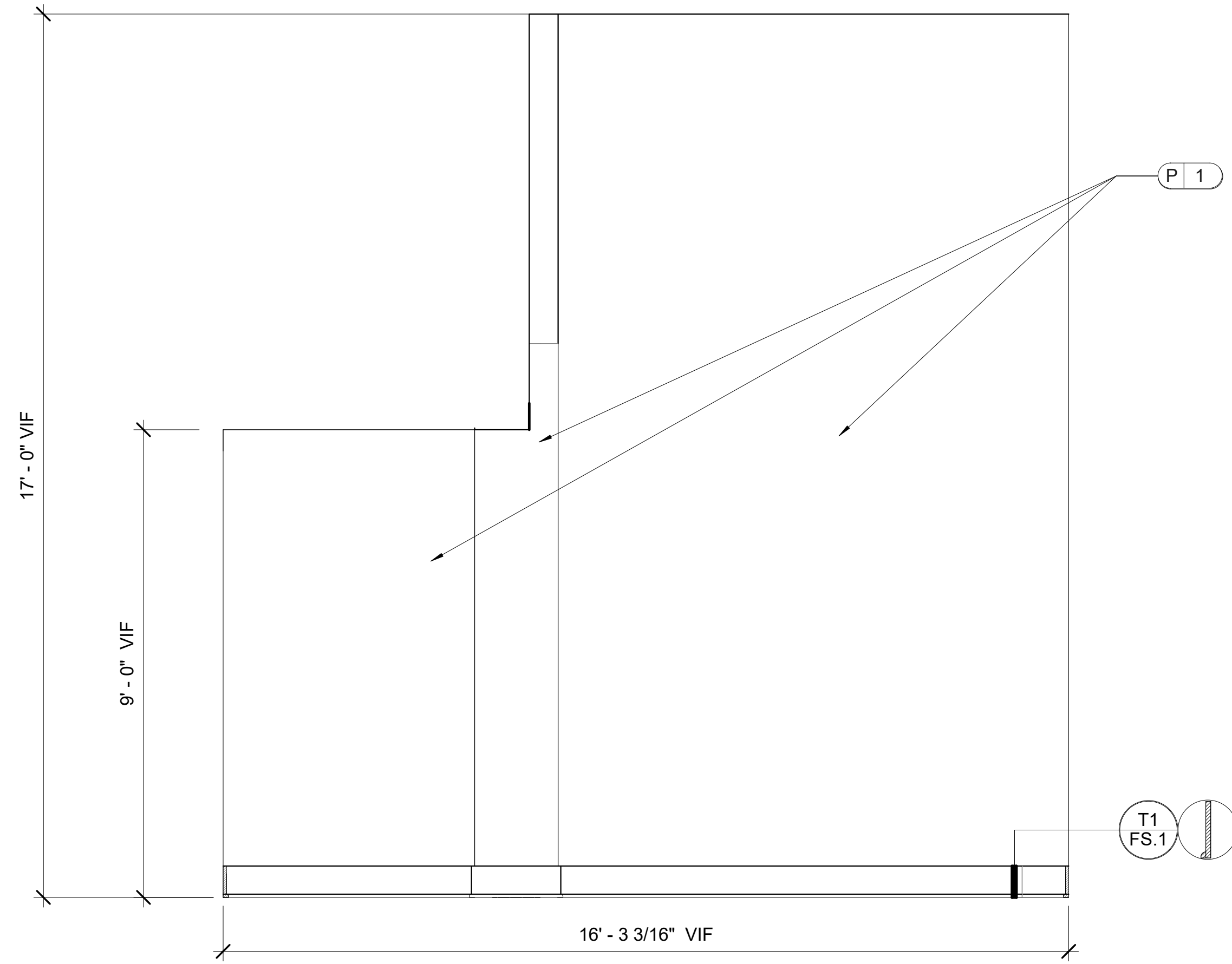
A15 LOBBY
 ID.603
 SCALE: 1/2" = 1'-0"
 NOTE: 1. ALL TRIM TO BE PAINTED P2.
 2. WALL TO BE SMOOTH FINISH.

LEASING/ AMENITIES
 MARK at TALLAHASSEE PHASE III BLDG. C
 TALLAHASSEE, FL
 LANDMARK PROPERTIES

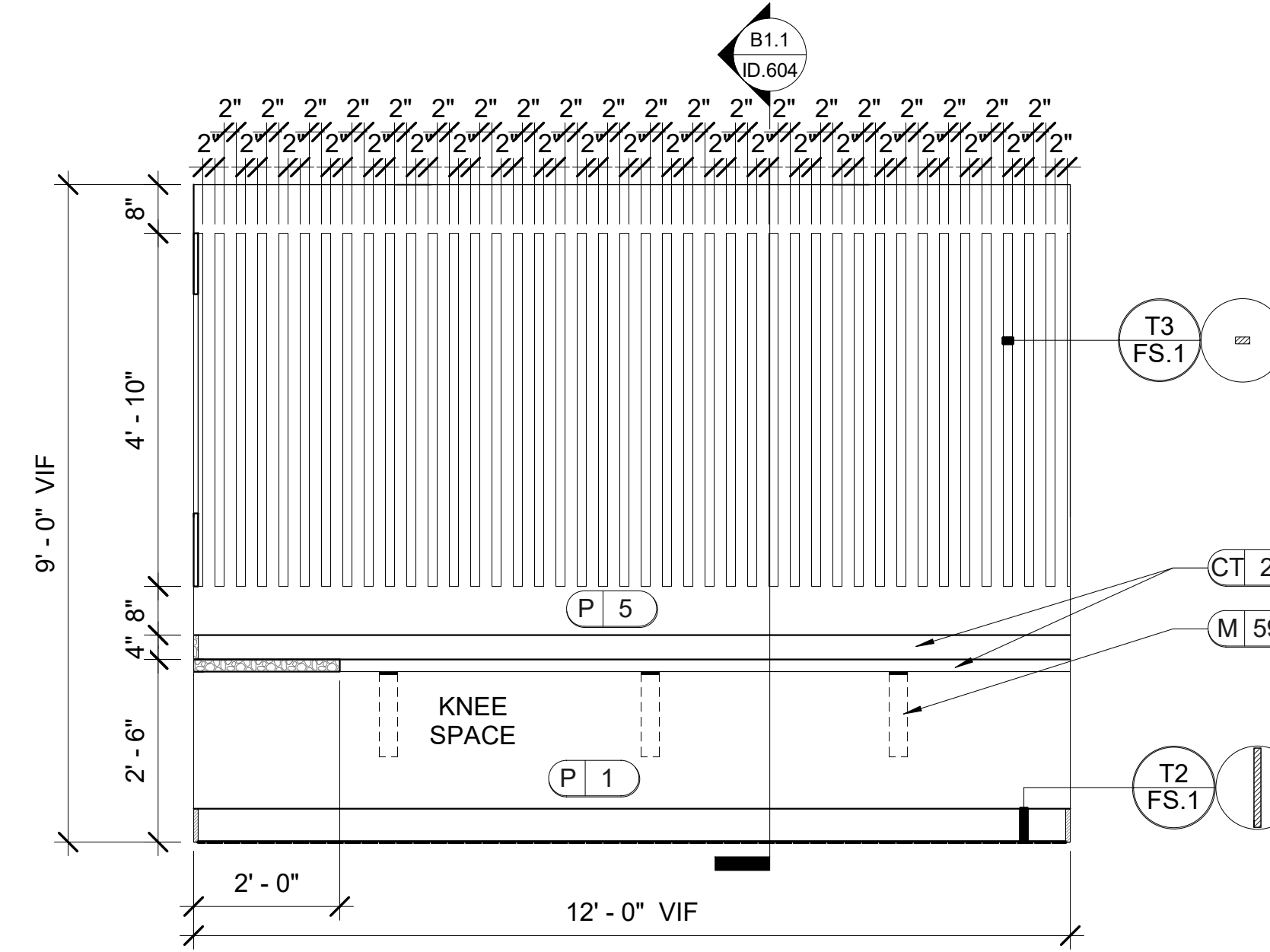
DIR.	REV.	DATE	REMARK

RELEASED FOR CONSTRUCTION	BEGIN DATE	RELEASE DATE	DESIGNER	CAD DESIGNER	REVIEWED BY
	04.12.23	06.28.23	JW	TP	JW, TP, MDG

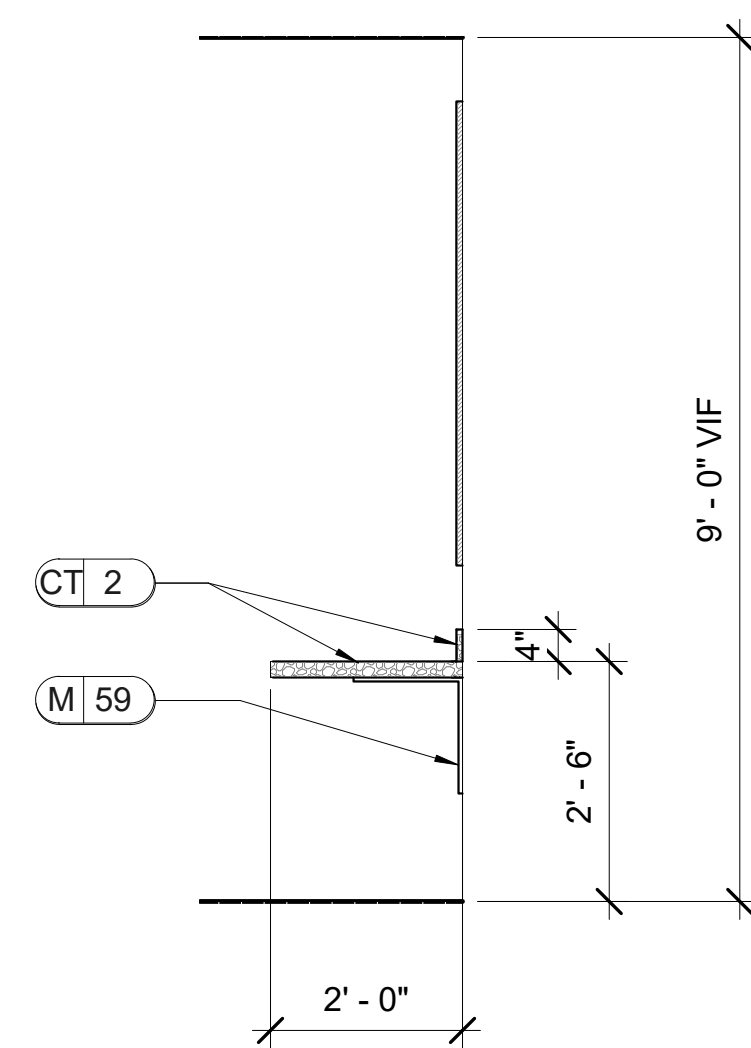
Autodesk Docs://The Mark - Tallahassee/22593-PLAN.R22.rvt
 6/27/2023 11:41:25 AM



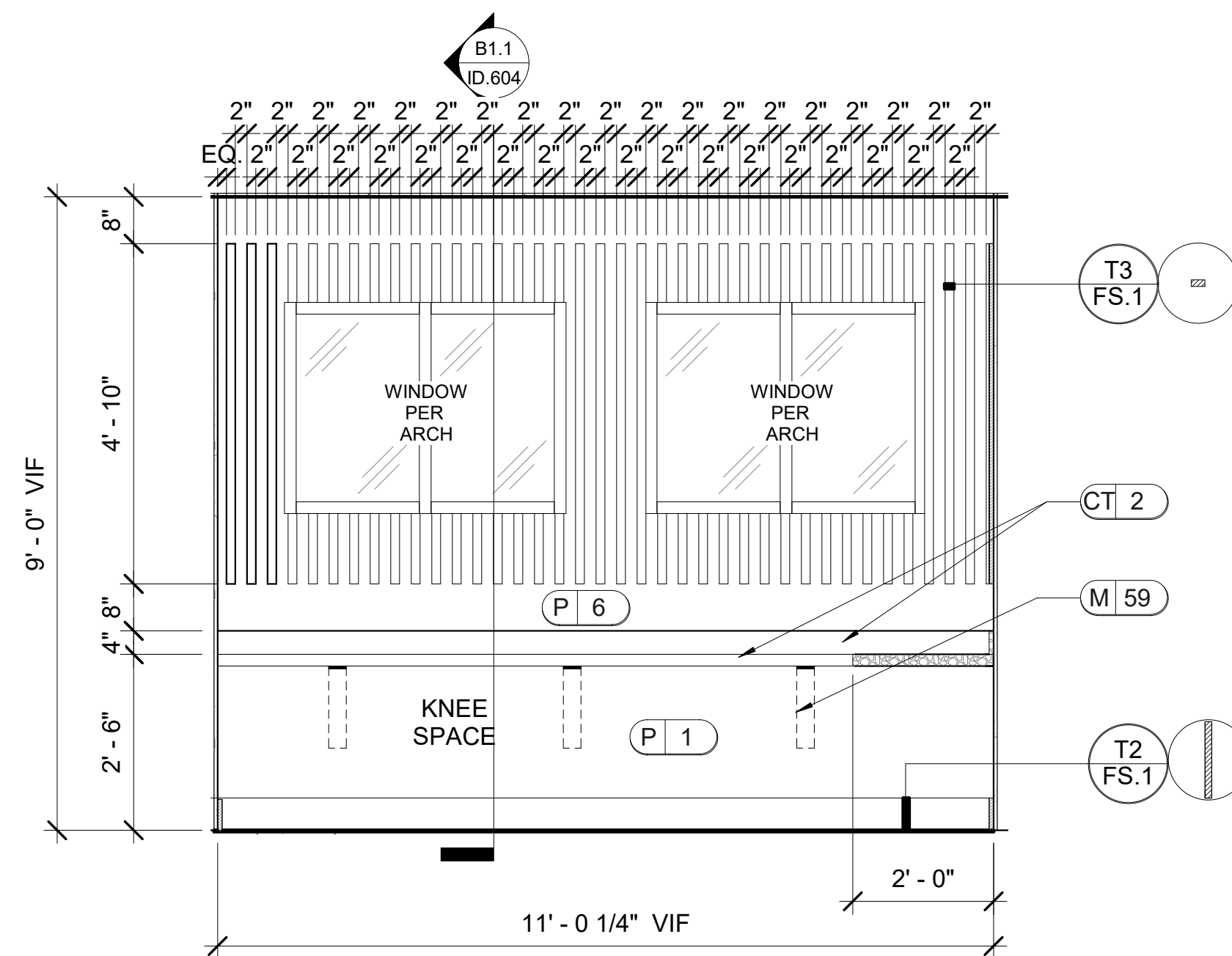
A16 LOBBY
 ID.604
 SCALE: 1/2" = 1'-0"
 NOTE: 1. ALL TRIM TO BE PAINTED P2.
 2. WALL TO BE SMOOTH FINISH.



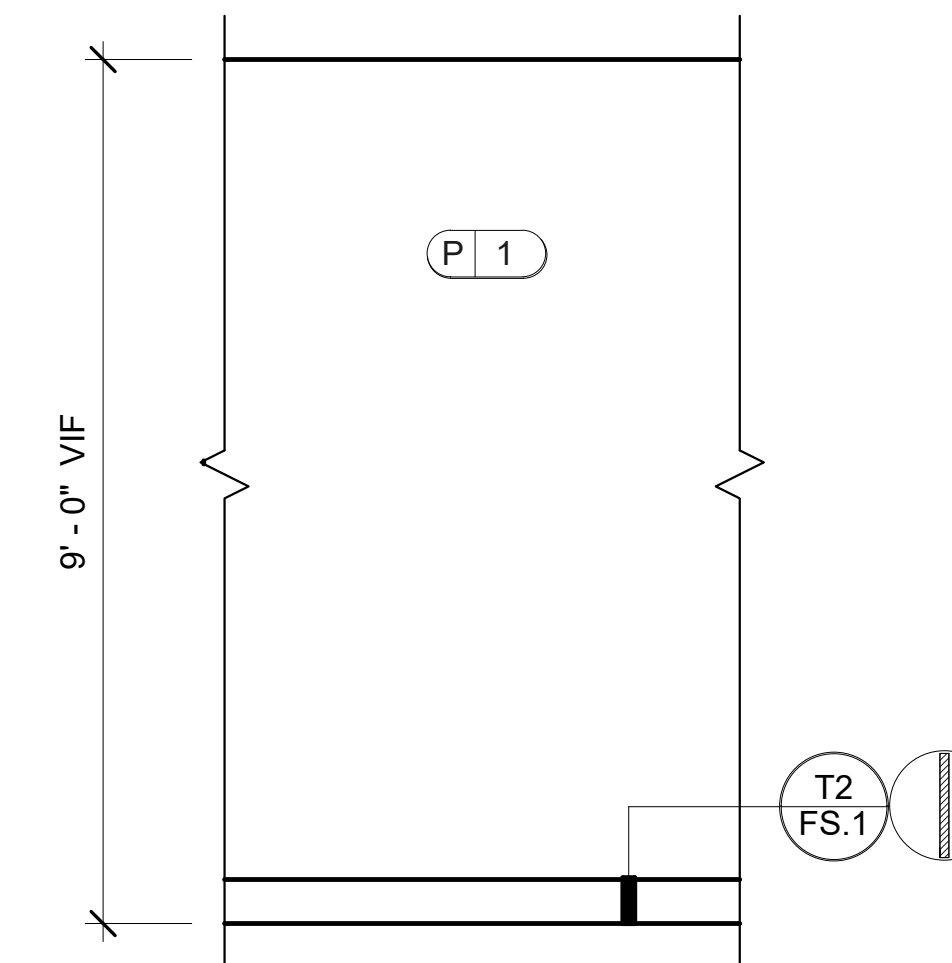
B1 LEASING
 ID.604
 SCALE: 1/2" = 1'-0"
 NOTE: 1. ALL TRIM TO BE PAINTED P2 UNLESS OTHERWISE NOTED.
 2. T3/FS.1 TO BE PAINTED P6.
 3. USE HIDDEN SUPPORT BRACKET M59 FOR SUPPORT AS NEEDED. MUST BE INSTALLED PRIOR TO INSTALLATION OF DRYWALL AND WITH REQUIRED BLOCKING.
 4. WALL TO BE SMOOTH FINISH.
 5. WALL BEHIND T3/FS.1 TO BE PAINTED P5.



B1.1 SECTION
 ID.604
 SCALE: 1/2" = 1'-0"



B2 LEASING
 ID.604
 SCALE: 1/2" = 1'-0"
 NOTE: 1. ALL TRIM TO BE PAINTED P2 UNLESS OTHERWISE NOTED.
 2. T3/FS.1 TO BE PAINTED P2.
 3. USE HIDDEN SUPPORT BRACKET M59 FOR SUPPORT AS NEEDED. MUST BE INSTALLED PRIOR TO INSTALLATION OF DRYWALL AND WITH REQUIRED BLOCKING.
 4. WALL TO BE SMOOTH FINISH.
 5. WALL BEHIND T3/FS.1 TO BE PAINTED P5.



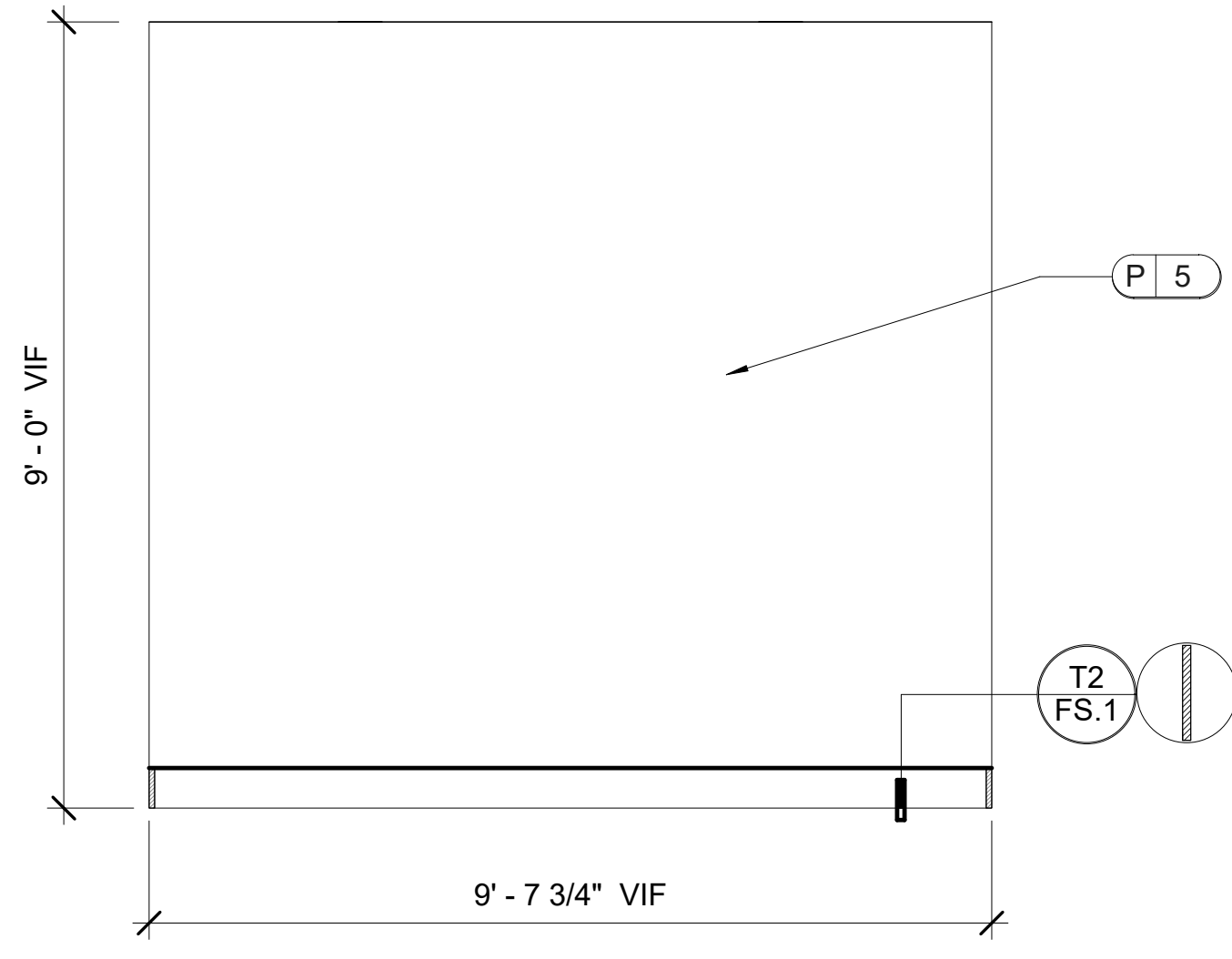
B3 LEASING TYP.
 ID.604
 SCALE: 1/2" = 1'-0"
 NOTE: ALL TRIM TO BE PAINTED 2.

LEASING/ AMENITIES
 MARK at TALLAHASSEE PHASE III BLDG. C
 TALLAHASSEE, FL
 LANDMARK PROPERTIES

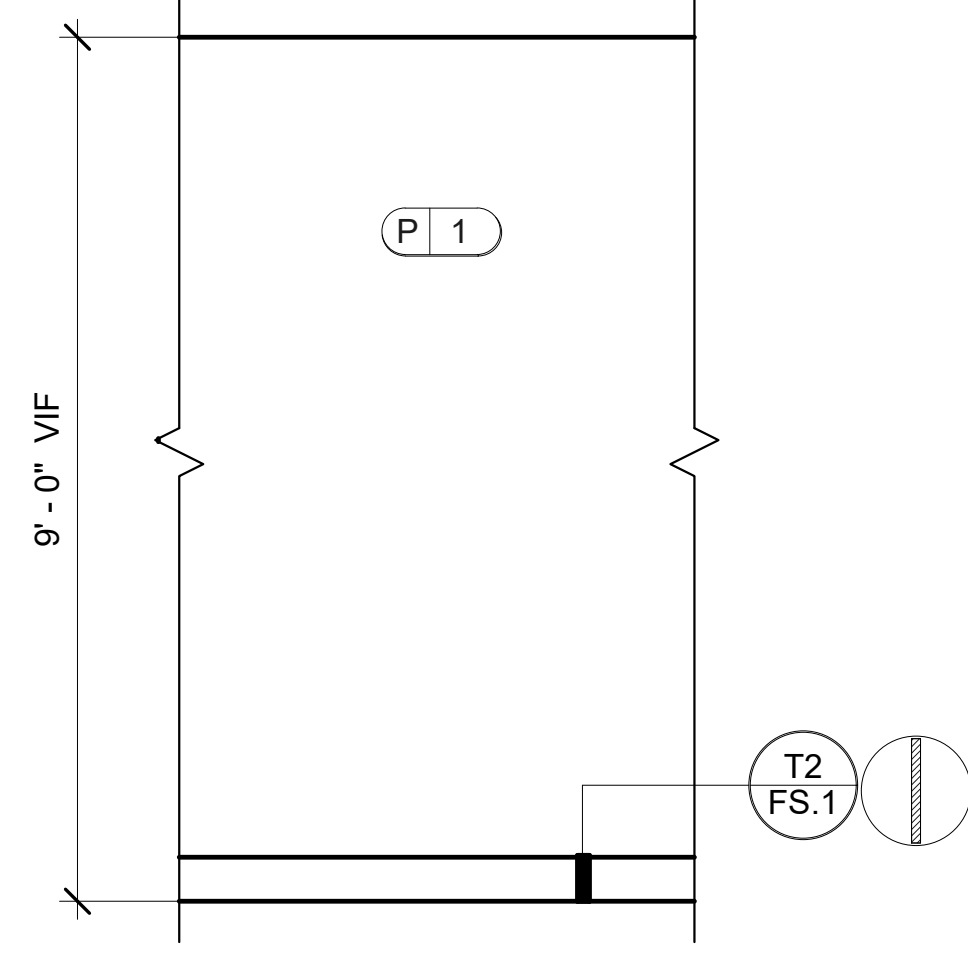
DR.	REV.	DATE	REMARK	HRIS

RELEASED FOR CONSTRUCTION	BEGIN DATE	RELEASE DATE	DESIGNER	CAD DESIGNER	REVIEWED BY
	04.12.23	06/26/23	JW	TP	JW, TP, MDG

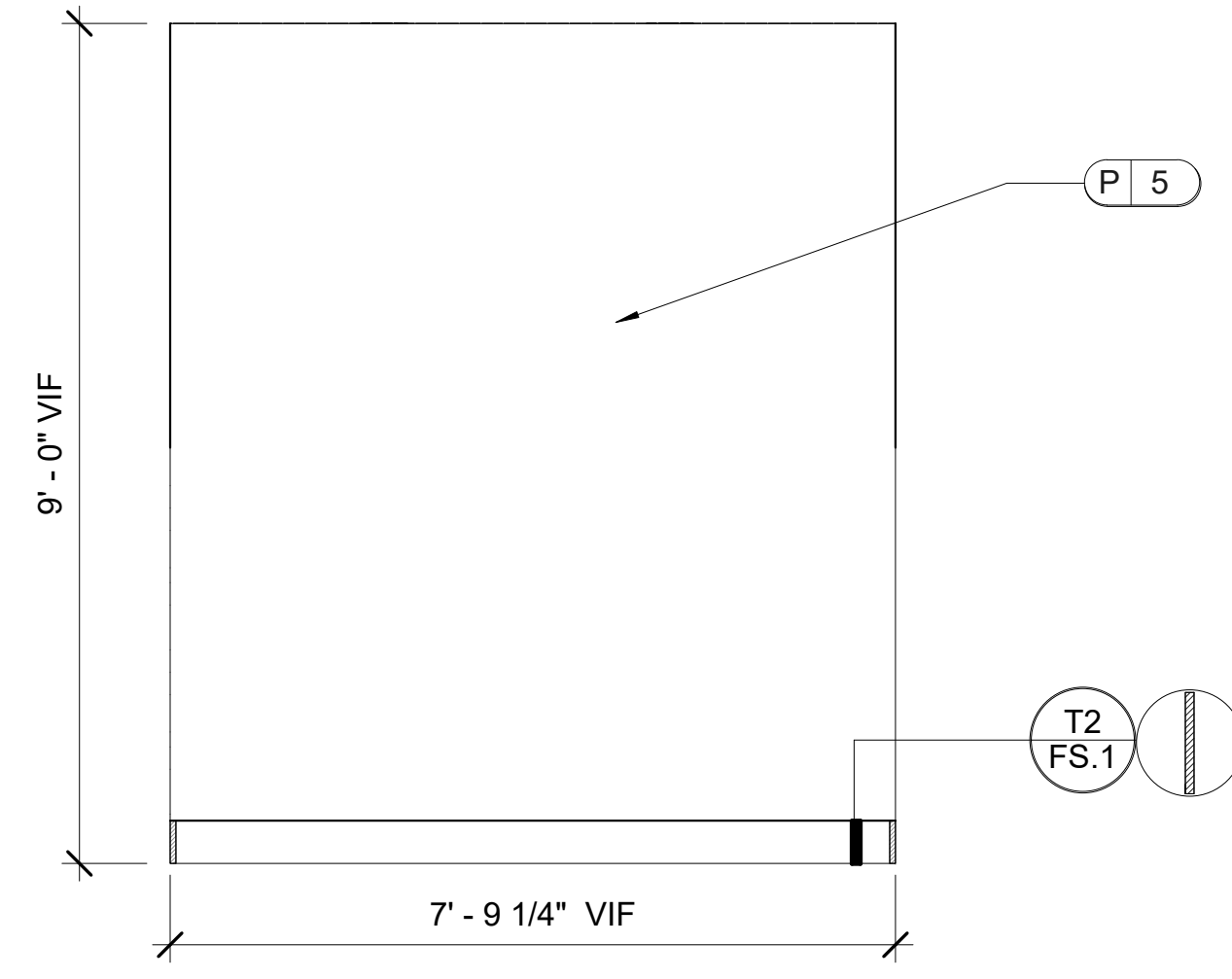
JOB # : 22593-C	TITLE: INTERIOR ELEVATIONS AND DETAILS	SHEET: ID.604
-----------------	--	---------------



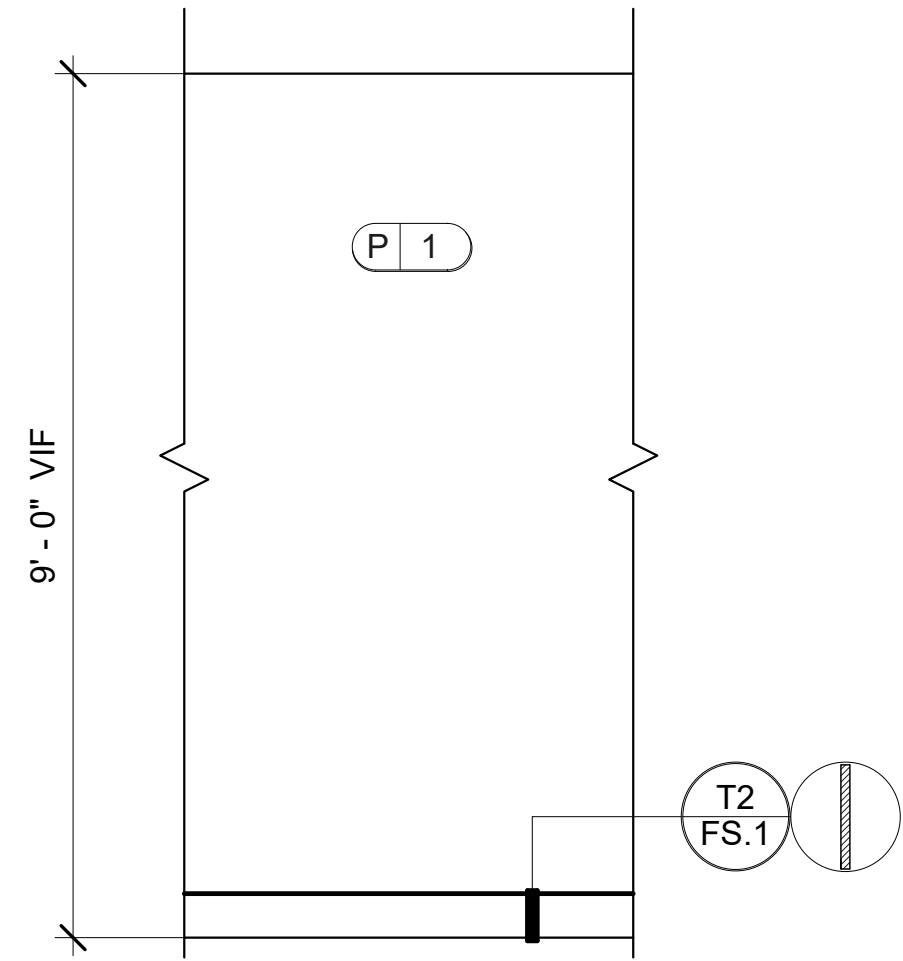
C1 OFFICE #1
 ID.605
 SCALE: 1/2" = 1'-0"
 NOTE: 1. ALL TRIM TO BE PAINTED P2.
 2. WALL TO BE SMOOTH FINISH.



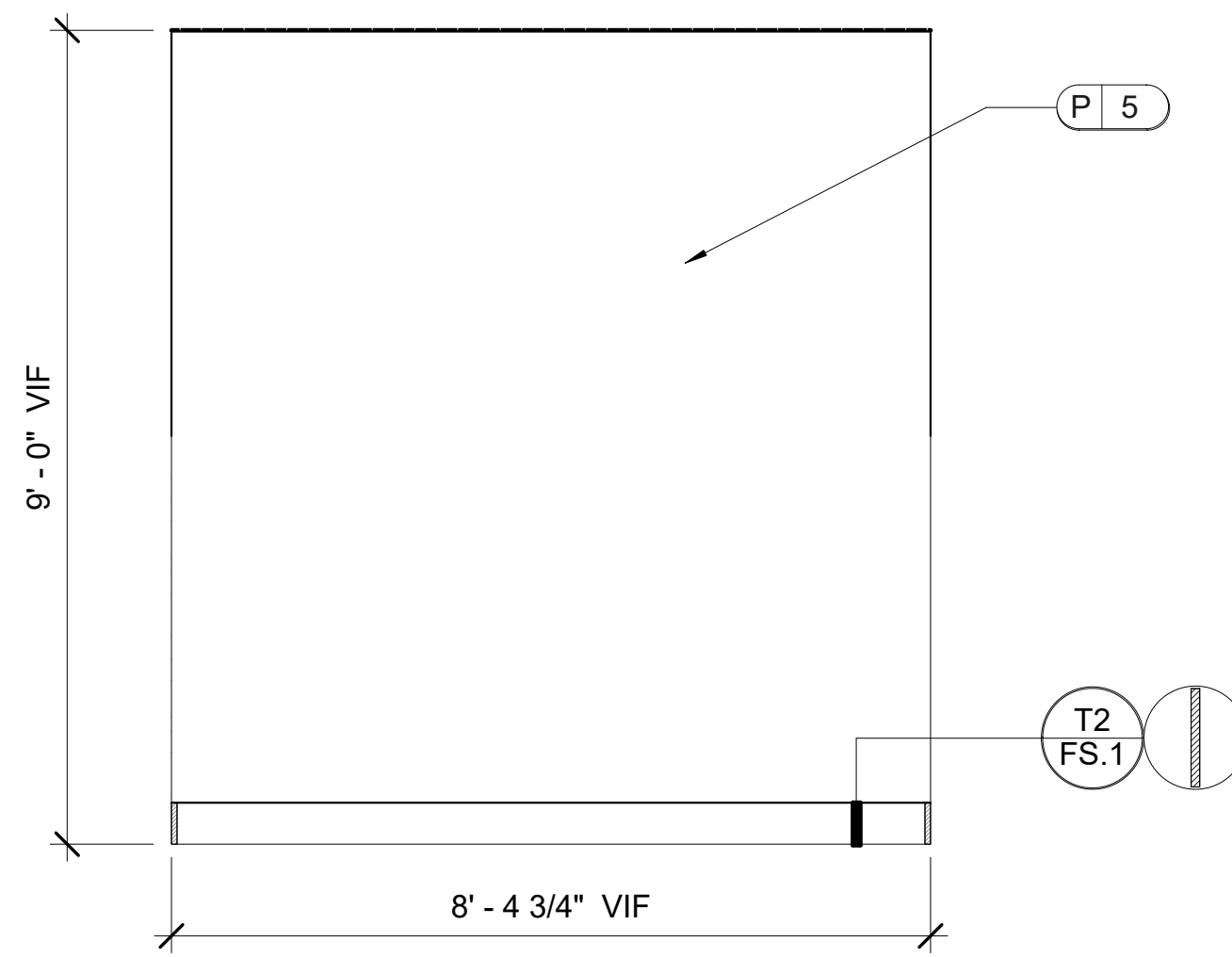
C2 OFFICE #1 TYP.
 ID.605
 SCALE: 1/2" = 1'-0"
 NOTE: 1. ALL TRIM TO BE PAINTED P2.
 2. WALL TO BE SMOOTH FINISH.



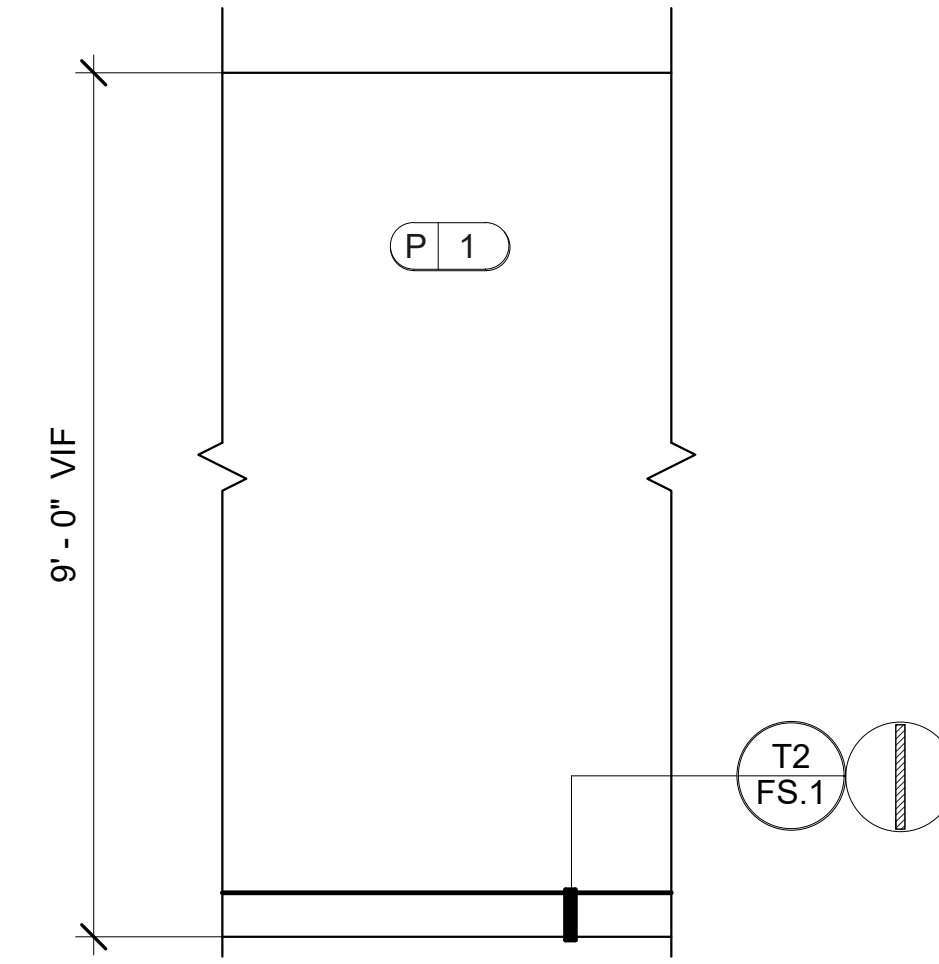
D1 OFFICE #2
 ID.605
 SCALE: 1/2" = 1'-0"
 NOTE: 1. ALL TRIM TO BE PAINTED P2.
 2. WALL TO BE SMOOTH FINISH.



D2 OFFICE #2 TYP.
 ID.605
 SCALE: 1/2" = 1'-0"
 NOTE: 1. ALL TRIM TO BE PAINTED P2.
 2. WALL TO BE SMOOTH FINISH.



E1 OFFICE #3
 ID.605
 SCALE: 1/2" = 1'-0"
 NOTE: 1. ALL TRIM TO BE PAINTED P2.
 2. WALL TO BE SMOOTH FINISH.



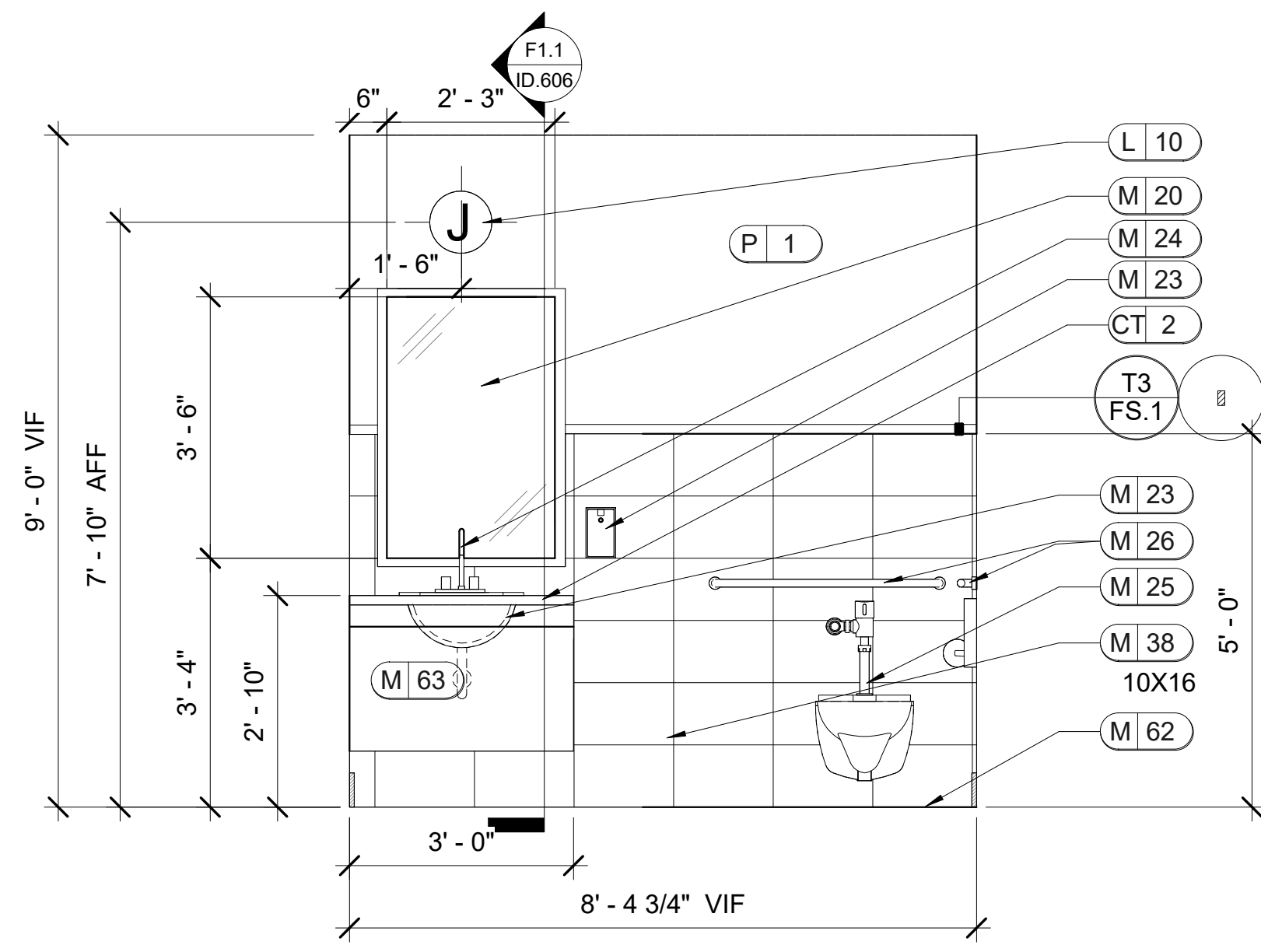
E2 OFFICE #3 TYP.
 ID.605
 SCALE: 1/2" = 1'-0"
 NOTE: 1. ALL TRIM TO BE PAINTED P2.
 2. WALL TO BE SMOOTH FINISH.

LEASING/ AMENITIES
 MARK at TALLAHASSEE PHASE III BLDG. C
 TALLAHASSEE, FL
 LANDMARK PROPERTIES

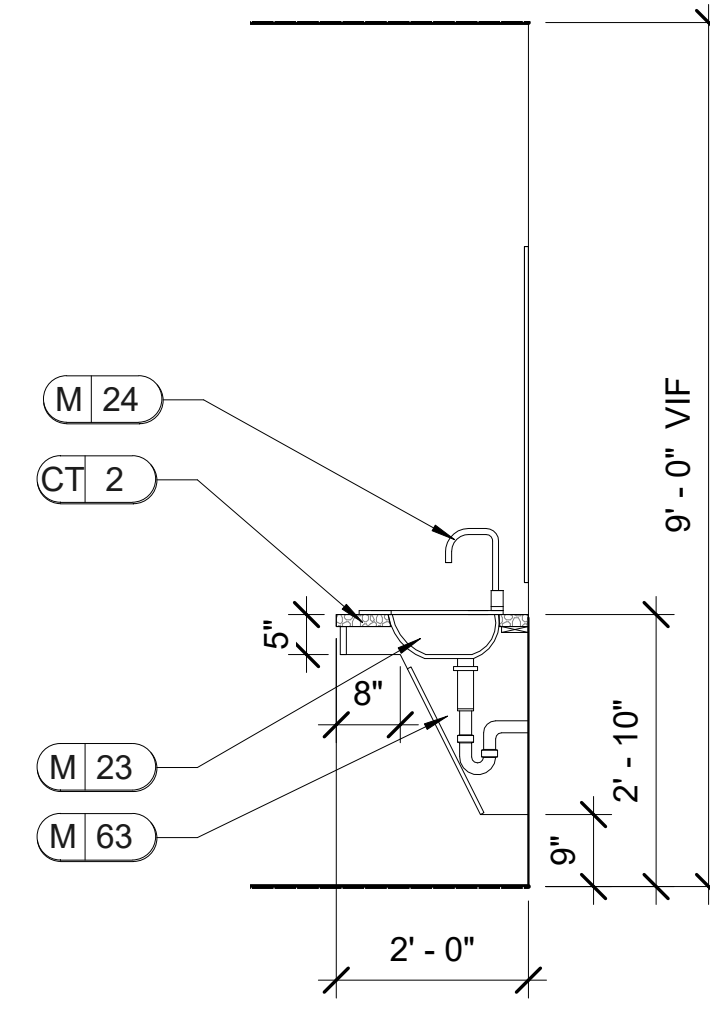
REVISIONS		DATE	REMARK	HRS

RELEASED FOR CONSTRUCTION	
BEGIN DATE:	04.12.23
RELEASE DATE:	06.28.23
DESIGNER:	JW
CAD DESIGNER:	TP
REVIEWED BY:	JW, TP, MDG

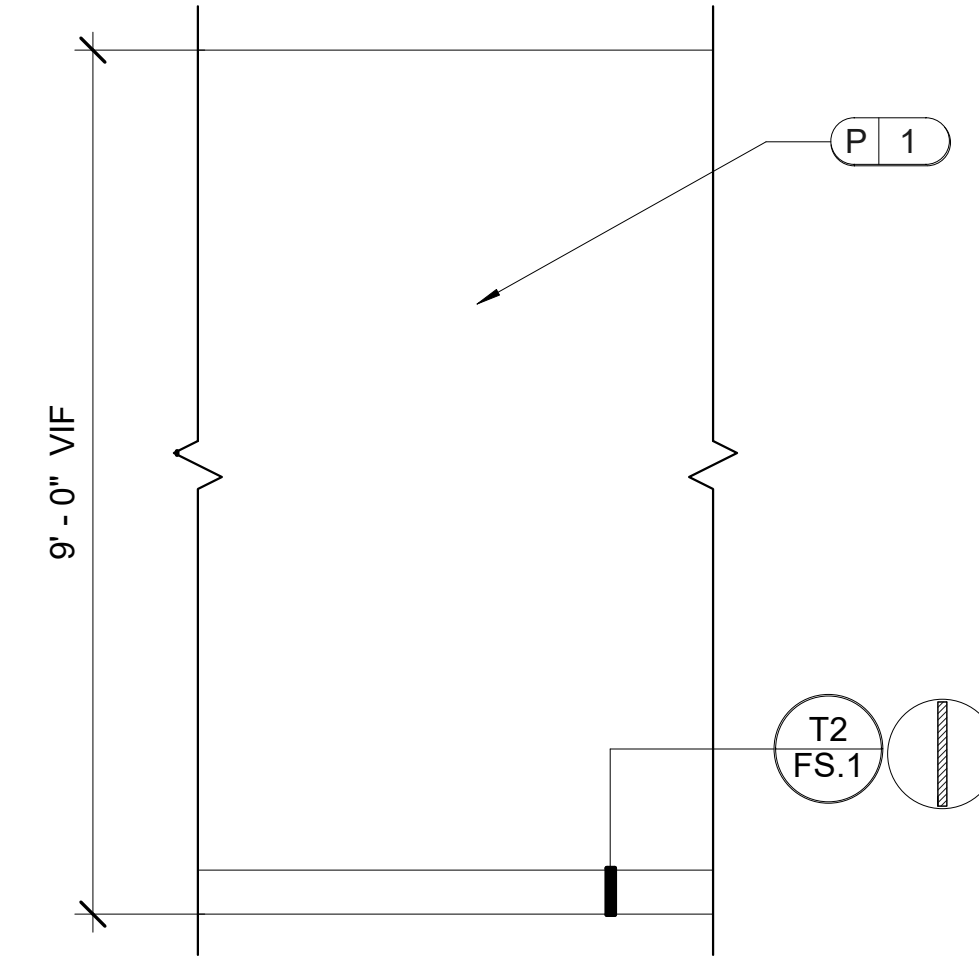
JOB # :	22593-C
TITLE:	INTERIOR ELEVATIONS AND DETAILS
SHEET:	ID.605



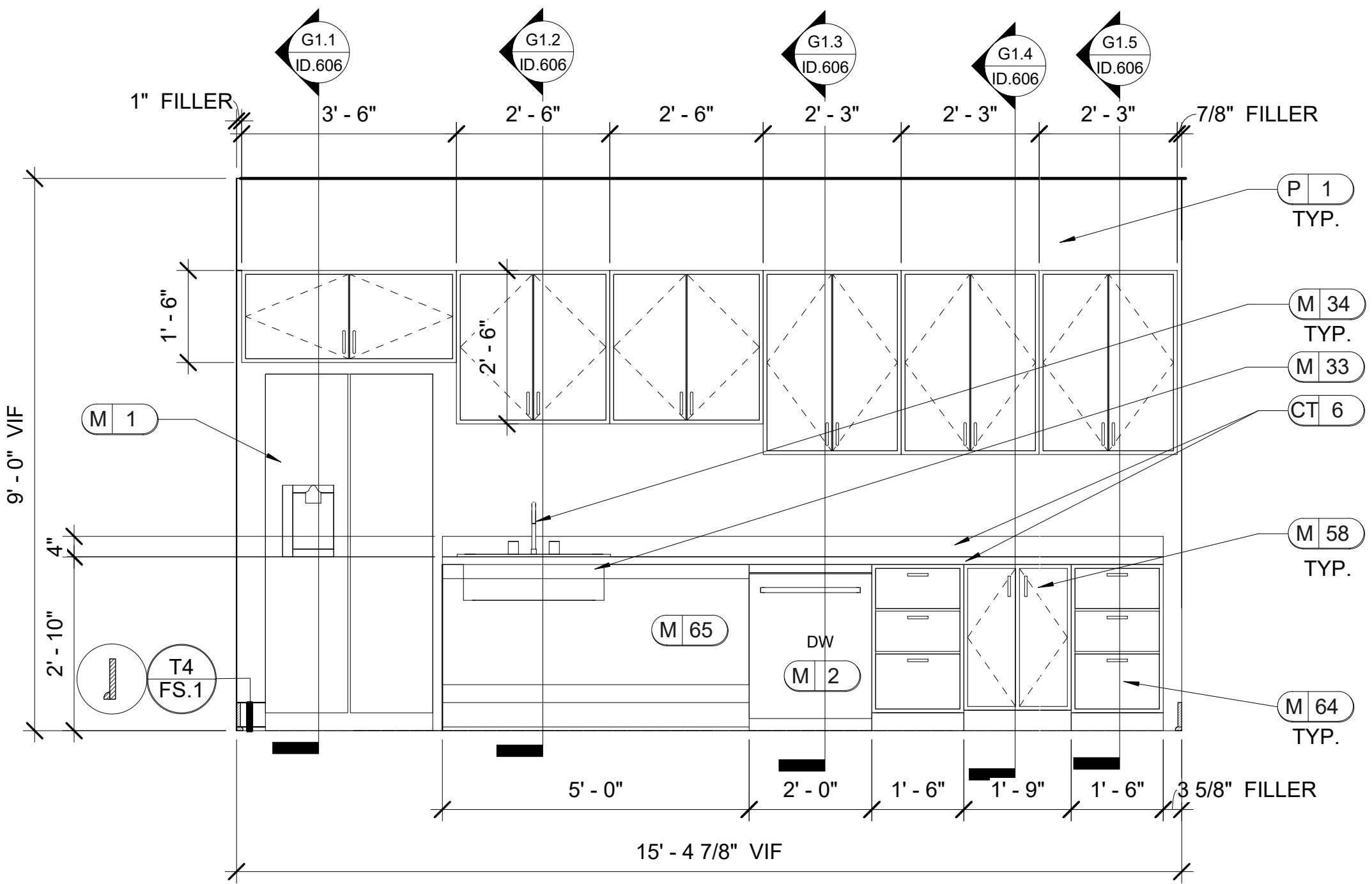
F1 RR
 ID.606 SCALE: 1/2" = 1'-0"
 NOTE: ALL TRIM TO BE PAINTED P2.



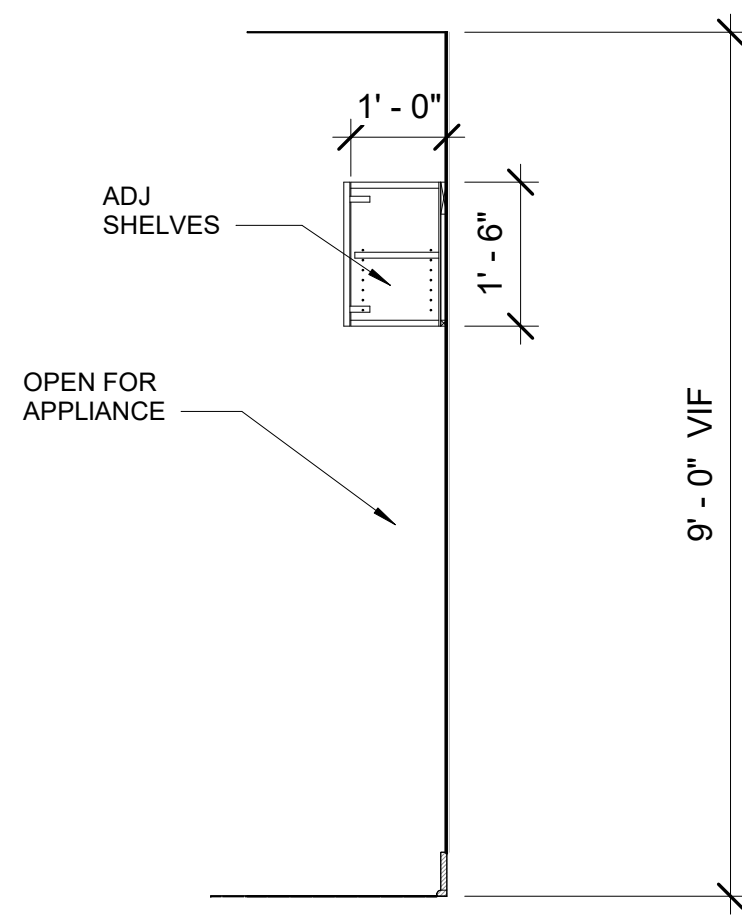
F1.1 SECTION
 ID.606 SCALE: 1/2" = 1'-0"



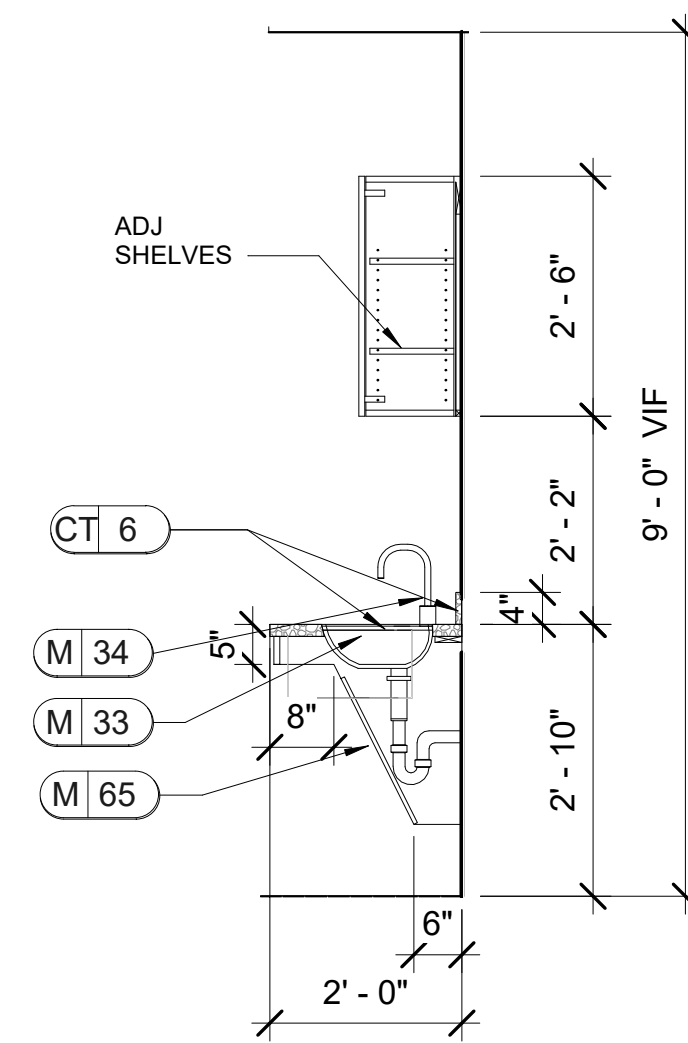
F2 RR TYP.
 ID.606 SCALE: 1/2" = 1'-0"
 NOTE: ALL TRIM TO BE PAINTED P2.



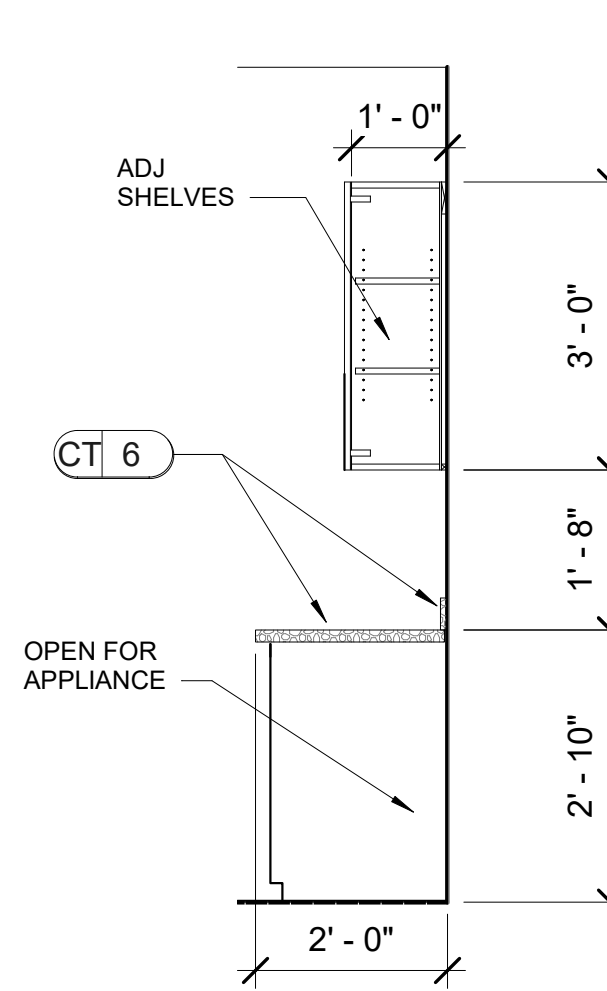
G1 WORKROOM
 ID.606 SCALE: 1/2" = 1'-0"
 NOTE: ALL TRIM TO BE PAINTED P2.



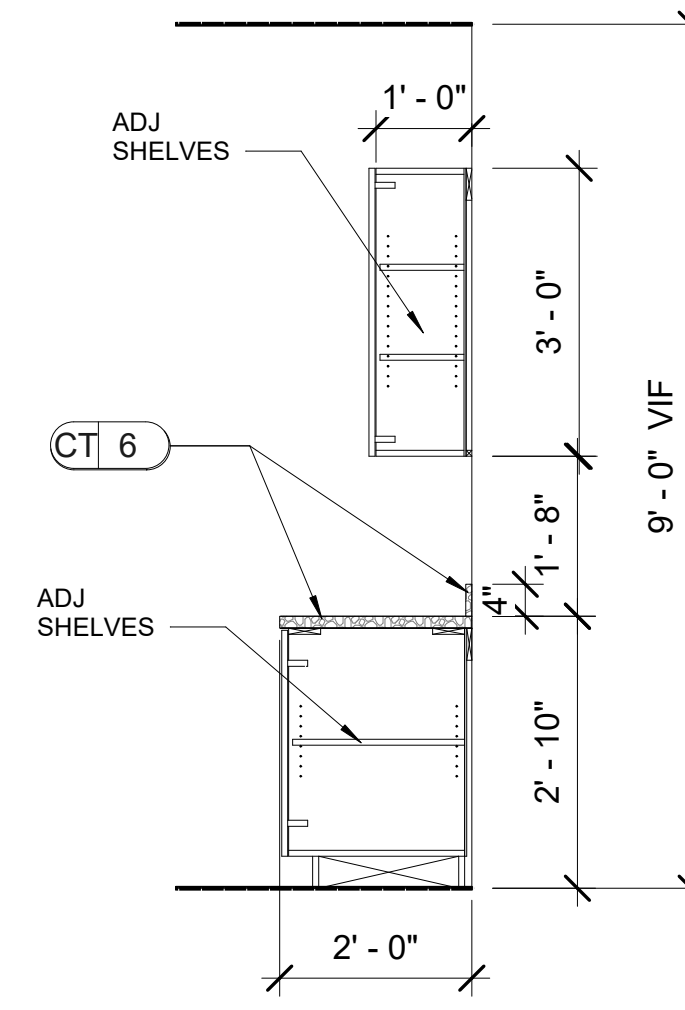
G1.1 SECTION
 ID.606 SCALE: 1/2" = 1'-0"



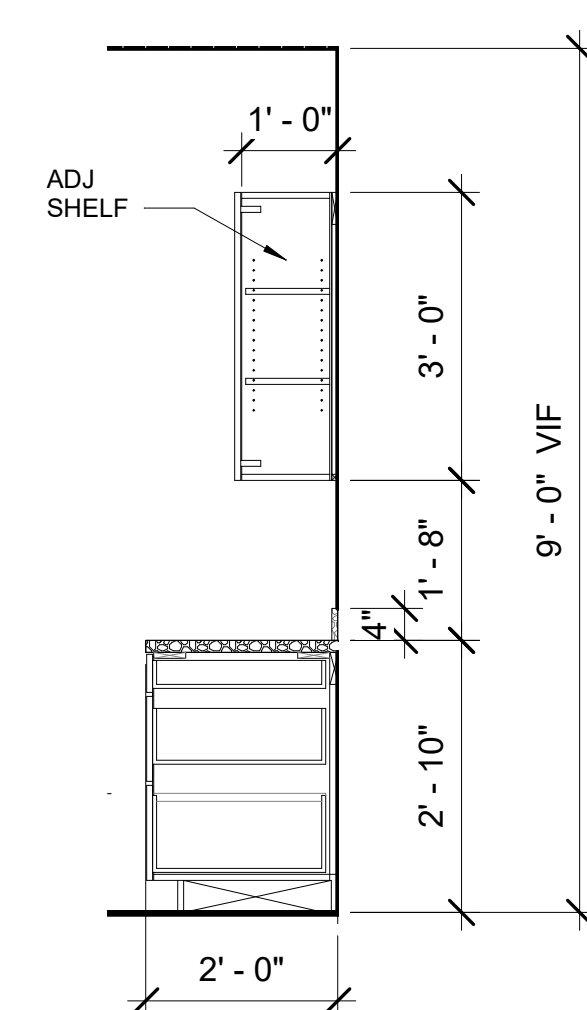
G1.2 SECTION
 ID.606 SCALE: 1/2" = 1'-0"



G1.3 SECTION
 ID.606 SCALE: 1/2" = 1'-0"



G1.4 SECTION
 ID.606 SCALE: 1/2" = 1'-0"



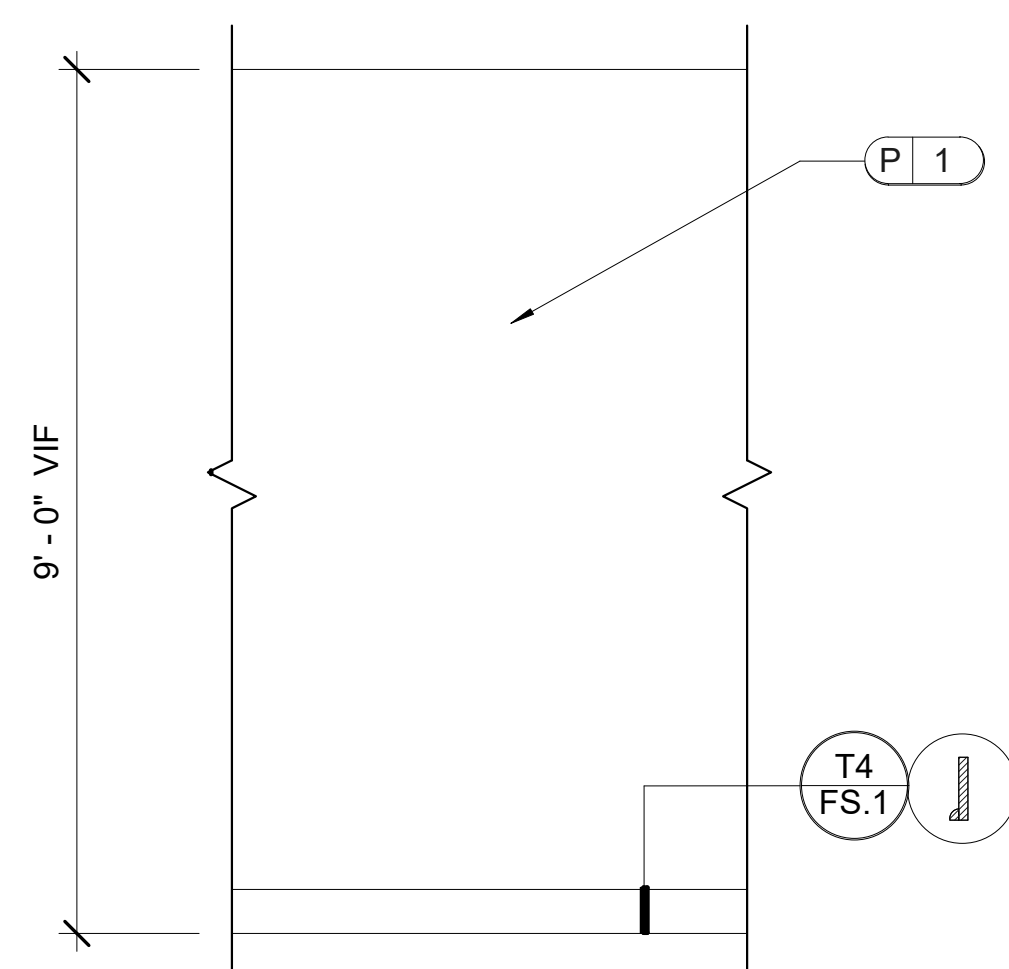
G1.5 SECTION
 ID.606 SCALE: 1/2" = 1'-0"

LEASING/ AMENITIES
 MARK at TALLAHASSEE PHASE III BLDG. C
 TALLAHASSEE, FL
 LANDMARK PROPERTIES

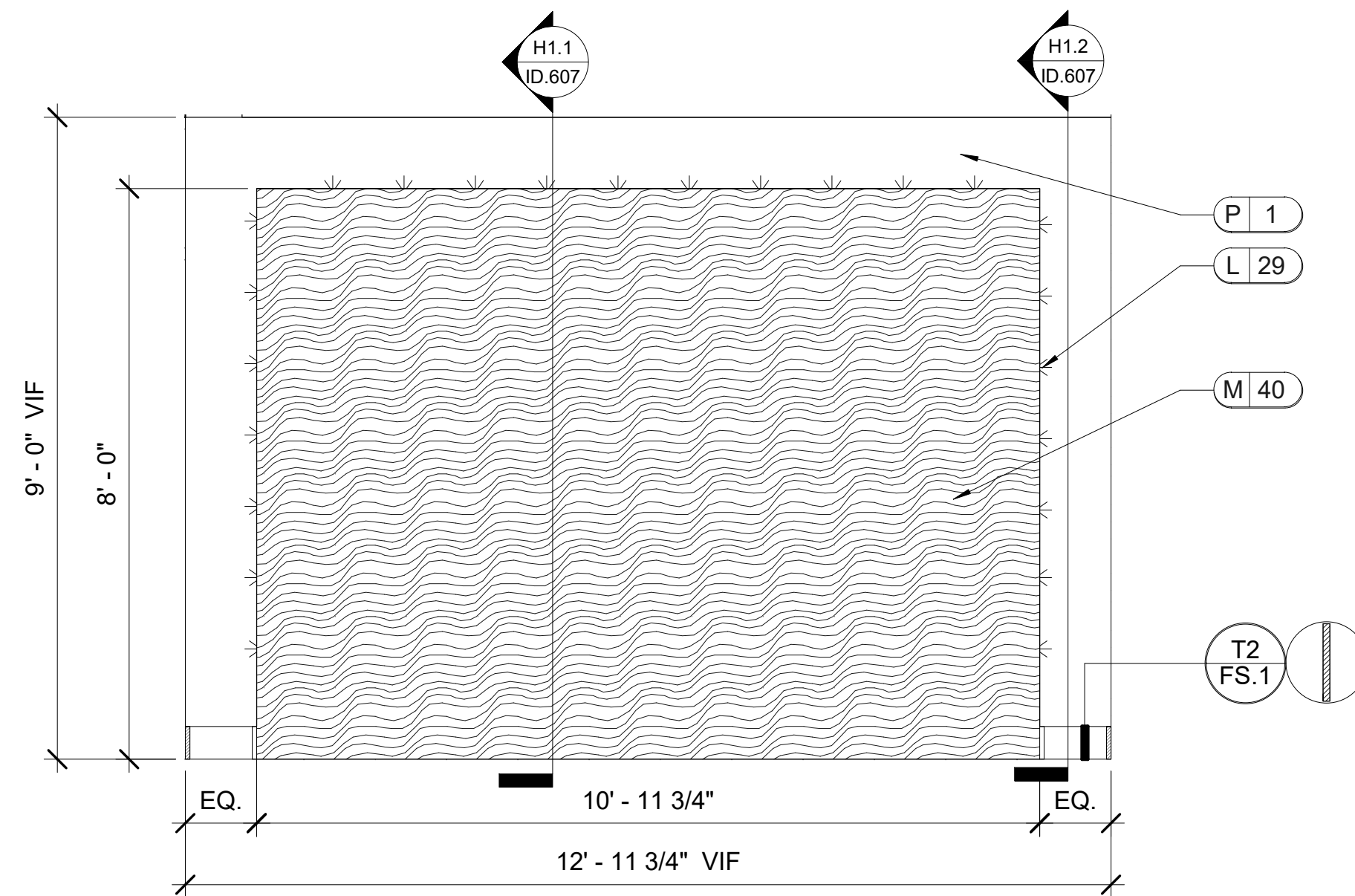
DIR.	REV.	DATE	REMARK

RELEASED FOR CONSTRUCTION	BEGIN DATE: 04.12.23
	RELEASE DATE: 06.28.23
	DESIGNER: JW
	CAD DESIGNER: TP
	REVIEWED BY: JW, TP, MDG

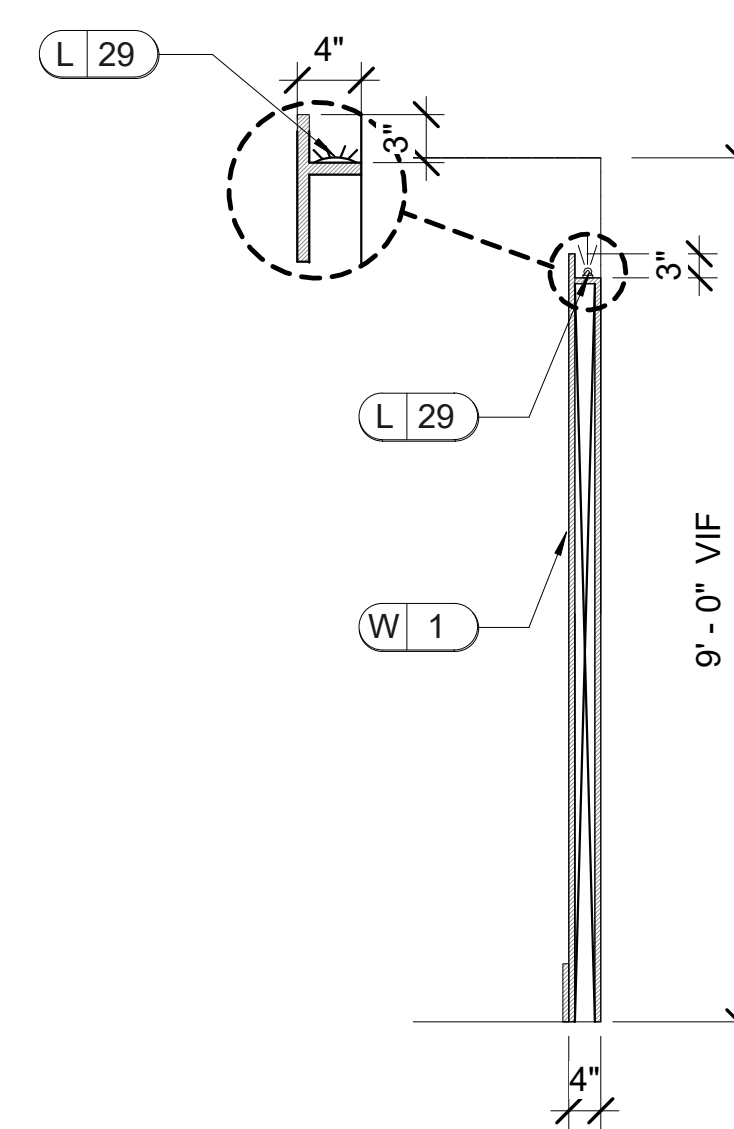
Autodesk Docs://The Mark - Tallahassee/22593-PLAN.R22.rvt
 6/28/2023 4:40:27 PM



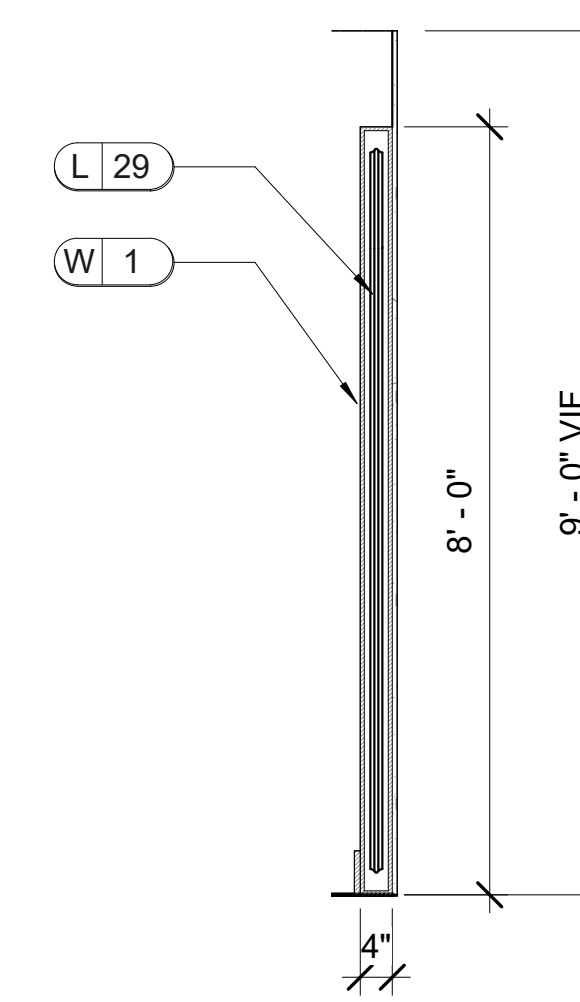
G2 WORKROOM TYP.
 ID.607 SCALE: 1/2" = 1'-0"
 NOTE: 1. ALL TRIM TO BE PAINTED P2.
 2. WALL TO BE SMOOTH FINISH.



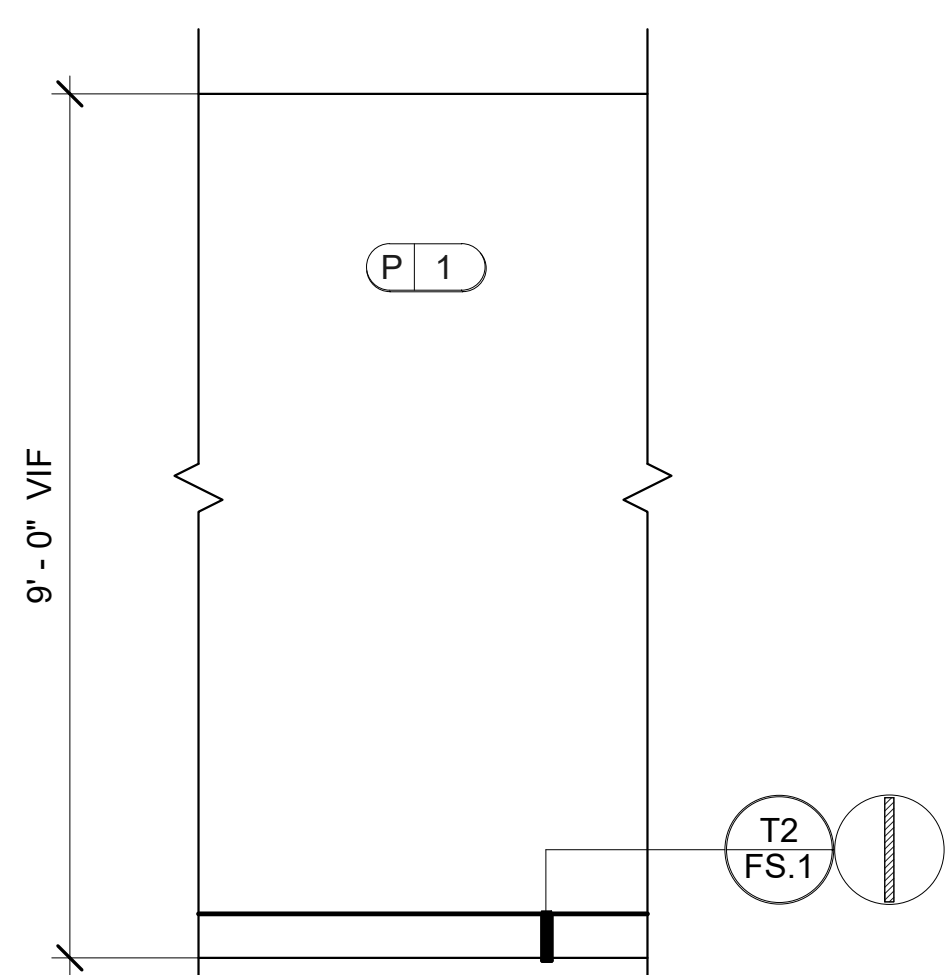
H1 CLOSING
 ID.607 SCALE: 1/2" = 1'-0"
 NOTE: 1. ALL TRIM TO BE PAINTED P2.
 2. WALL TO BE SMOOTH FINISH.
 3. MITER ALL EDGES OF M40.



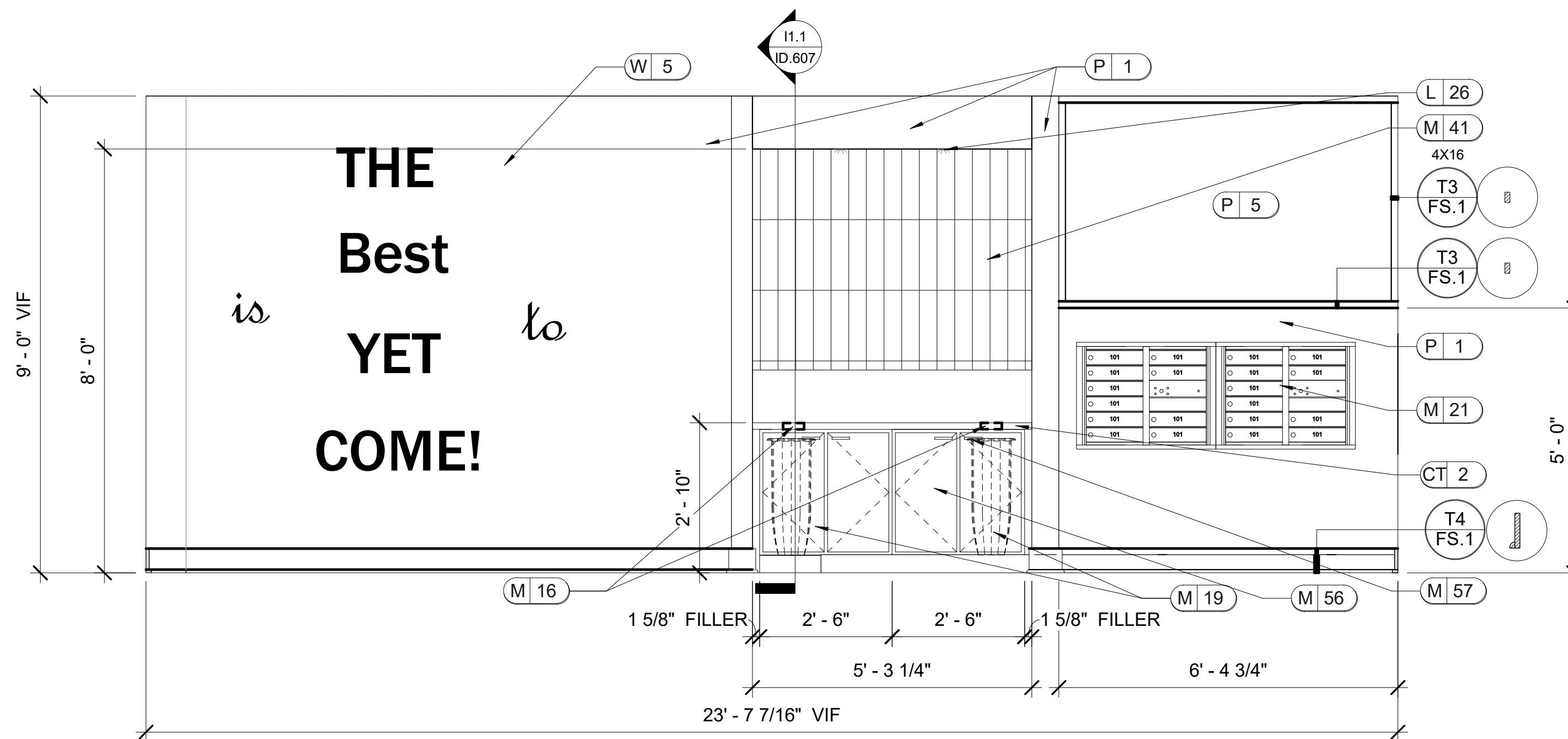
H1.1 SECTION
 ID.607 SCALE: 1/2" = 1'-0"



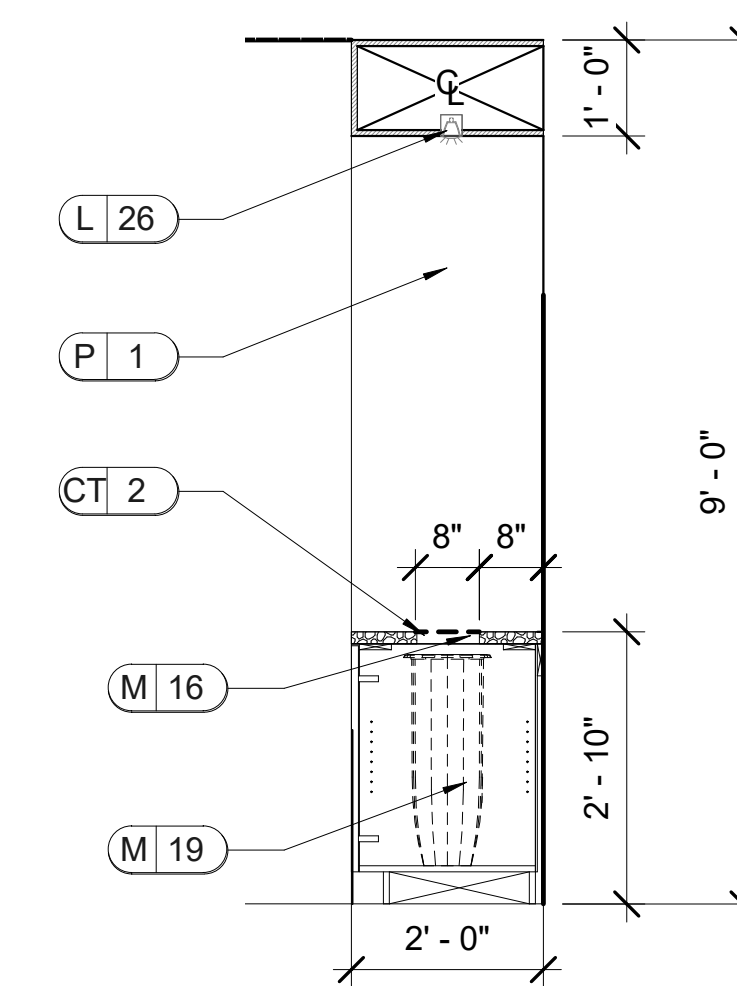
H1.2 SECTION
 ID.607 SCALE: 1/2" = 1'-0"



H2 CLOSING TYP.
 ID.607 SCALE: 1/2" = 1'-0"
 NOTE: 1. ALL TRIM TO BE PAINTED P2.
 2. WALL TO BE SMOOTH FINISH.



I1 MAIL
 ID.607 SCALE: 1/2" = 1'-0"
 NOTE: 1. ALL TRIM TO BE PAINTED P#.
 2. WALL TO BE SMOOTH FINISH.
 3. REFER TO ID.202 FOR LIGHTING LOCATIONS.



I1.1 SECTION
 ID.607 SCALE: 1/2" = 1'-0"

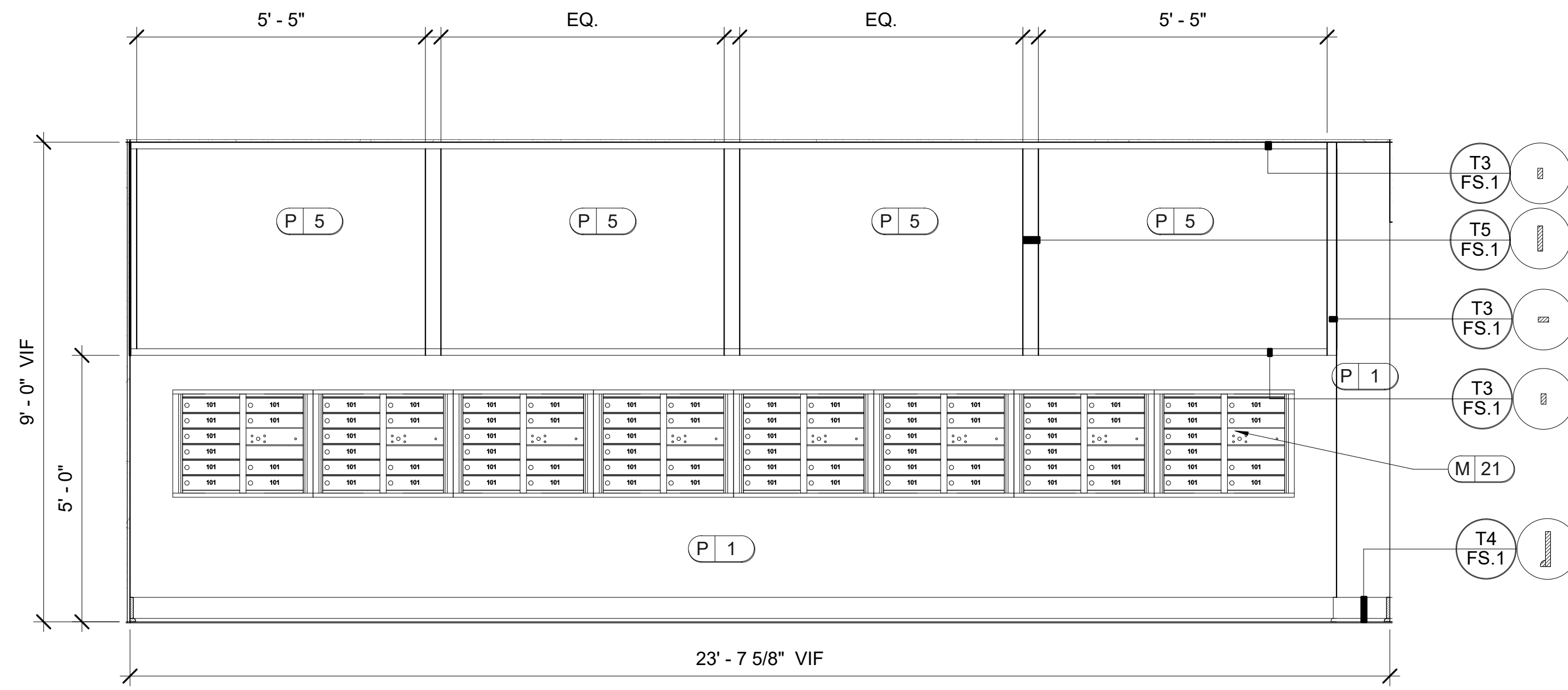
LEASING/ AMENITIES
 MARK at TALLAHASSEE PHASE III BLDG. C
 TALLAHASSEE, FL
 LANDMARK PROPERTIES

DESIGN ENVIRONMENTS
 DESIGN #6 LIFE
 Miami (Owner) (Design) (Contract) (Site) (Finance)
 Health (Insurance) (Mkt) (Env) (Interior) (Site) (Lang) (Sched) (Housing)
 This Drawing is the property of Design Environments and may not be reproduced or used without their written permission.

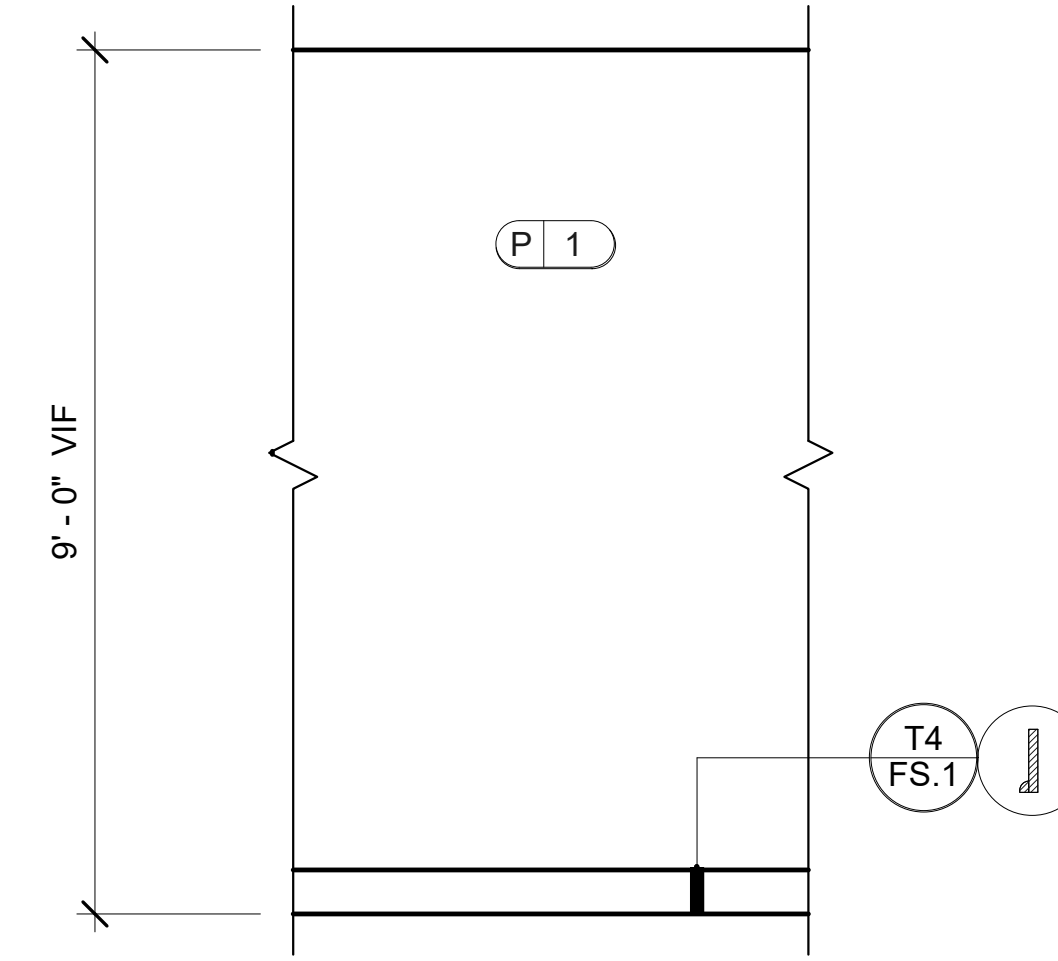
REVISIONS	
DR.	REMARK
REV. <td>DATE </td>	DATE

RELEASED FOR CONSTRUCTION	
BEGIN DATE:	04.12.23
RELEASE DATE:	06.28.23
DESIGNER:	JW
CAD DESIGNER:	TP
REVIEWED BY:	JW, TP, MDG

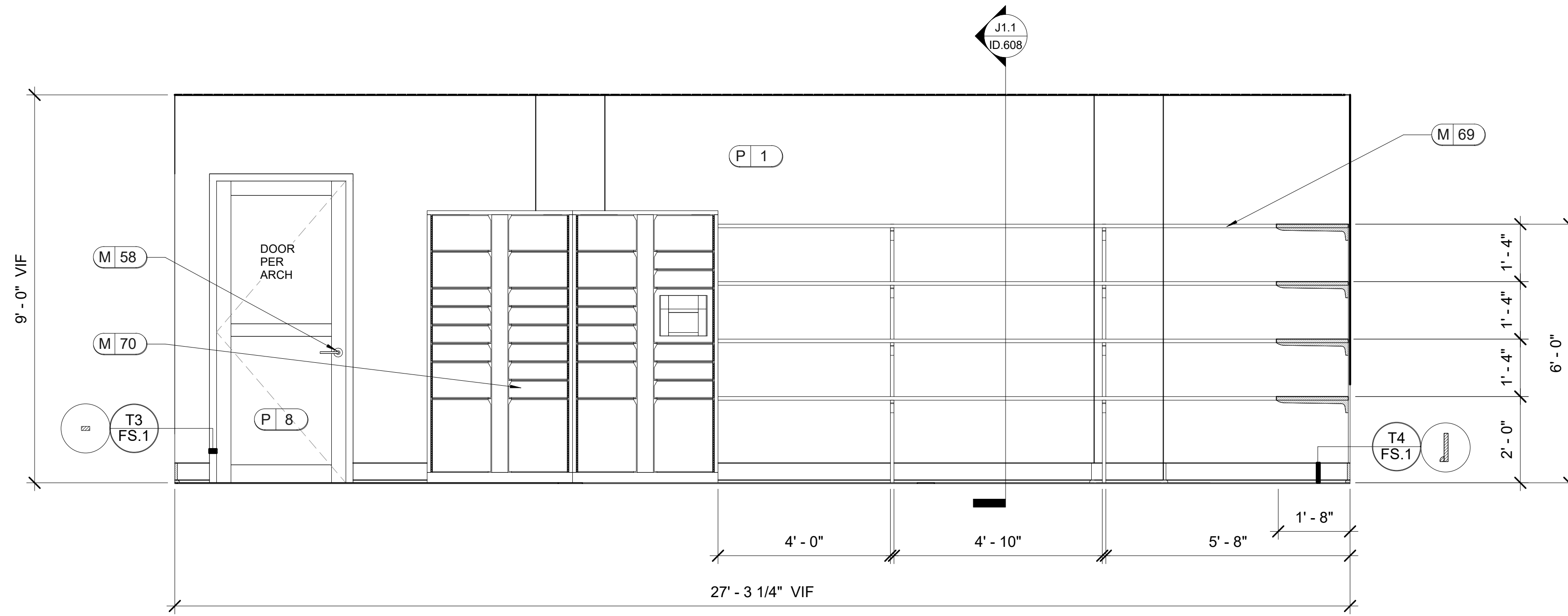
JOB #: 22593-C
 TITLE: INTERIOR ELEVATIONS AND DETAILS
 SHEET: ID.607



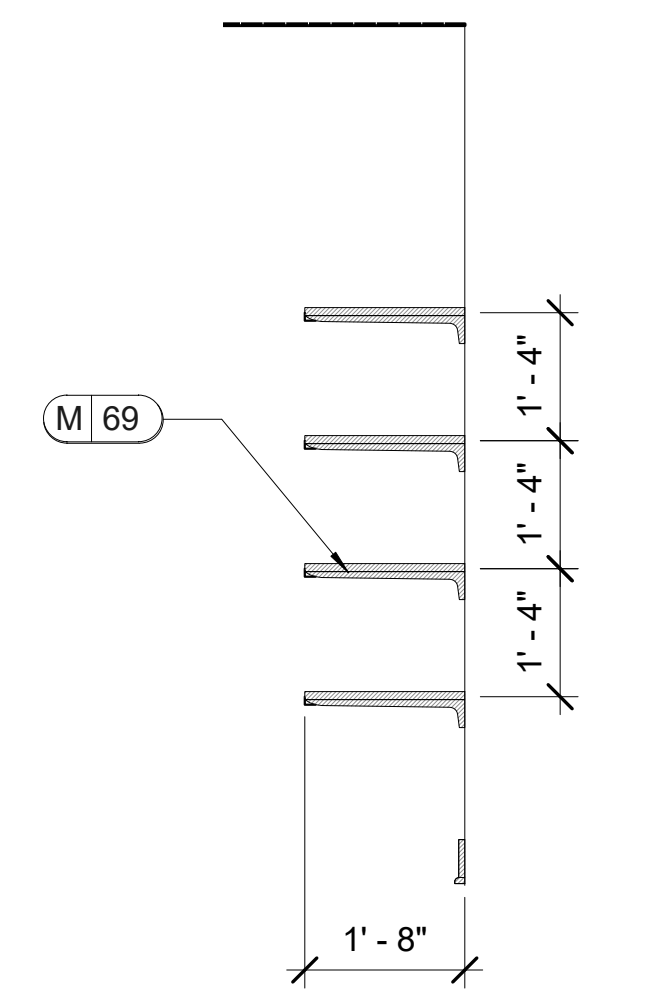
J2 MAIL
 ID.608
 SCALE: 1/2" = 1'-0"
 NOTE: 1. ALL TRIM TO BE PAINTED P2 UNLESS OTHERWISE NOTED.
 2. WALL TO BE SMOOTH FINISH.
 3. T5/FS.1 TO BE PAINTED P2.
 4. T3/FS.1 TO BE PAINTED P2.



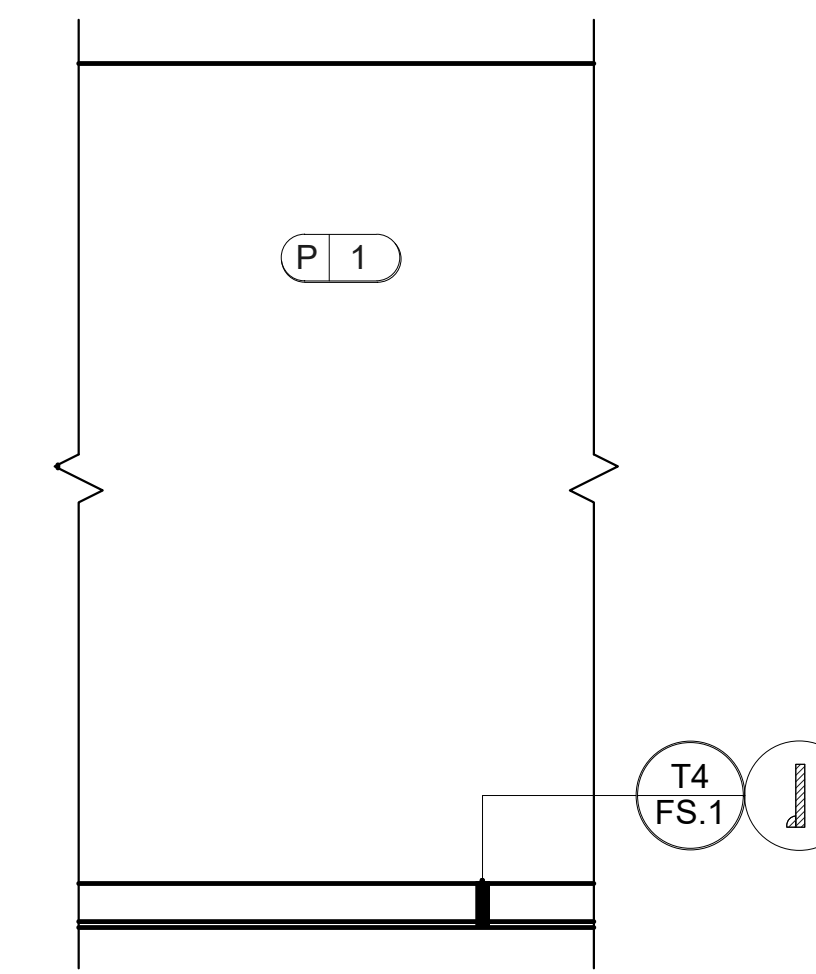
J3 MAIL TYP.
 ID.608
 SCALE: 1/2" = 1'-0"
 NOTE: ALL TRIM TO BE PAINTED P2.



J1 LARGE PACKAGE
 ID.608
 SCALE: 1/2" = 1'-0"
 NOTE: ALL TRIM TO BE PAINTED P2.



J1.1 SECTION
 ID.608
 SCALE: 1/2" = 1'-0"



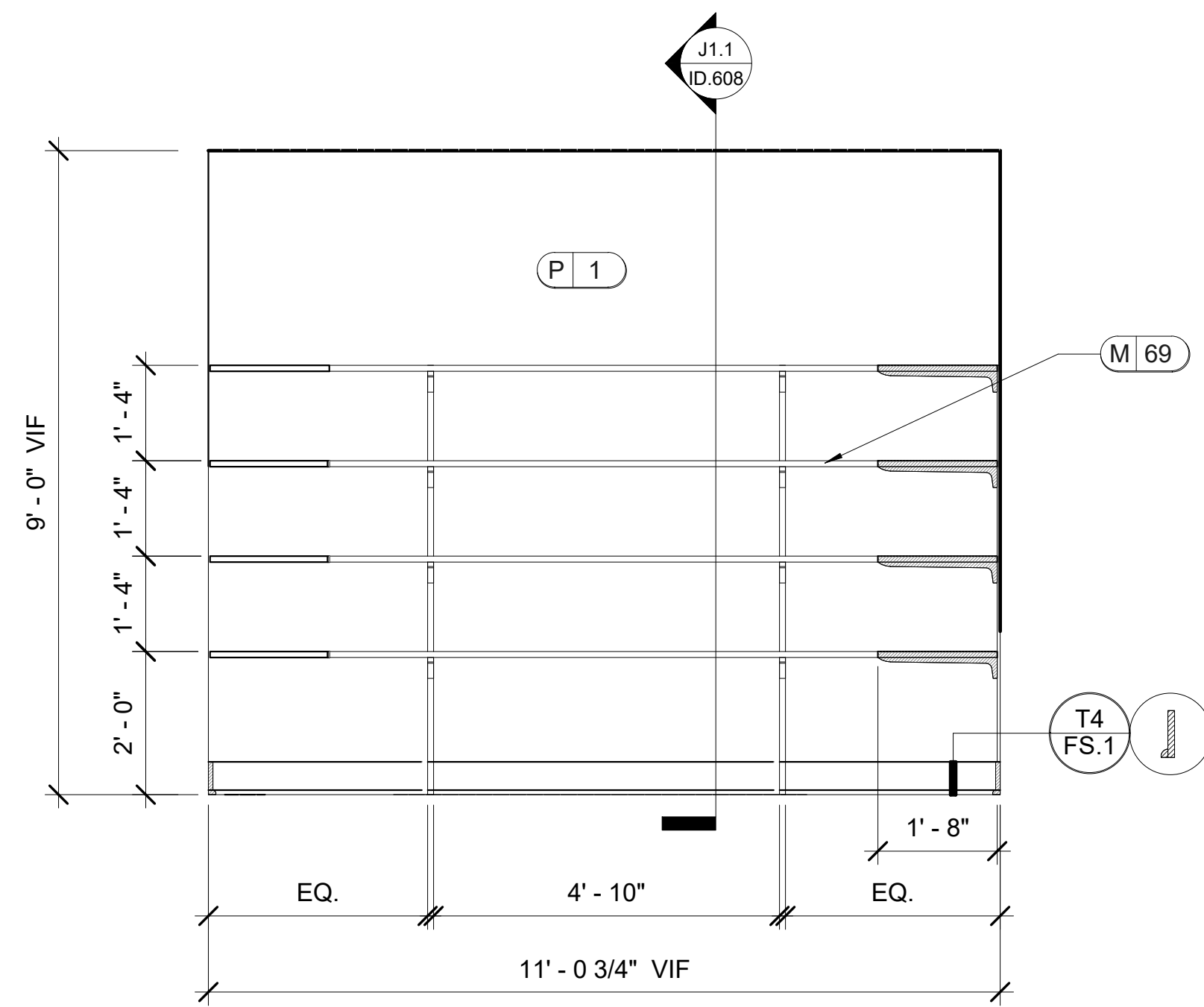
J2 LARGE PACKAGE TYP.
 ID.608
 SCALE: 1/2" = 1'-0"
 NOTE: ALL TRIM TO BE PAINTED P2.

LEASING/ AMENITIES
 MARK at TALLAHASSEE PHASE III BLDG. C
 TALLAHASSEE, FL
 LANDMARK PROPERTIES

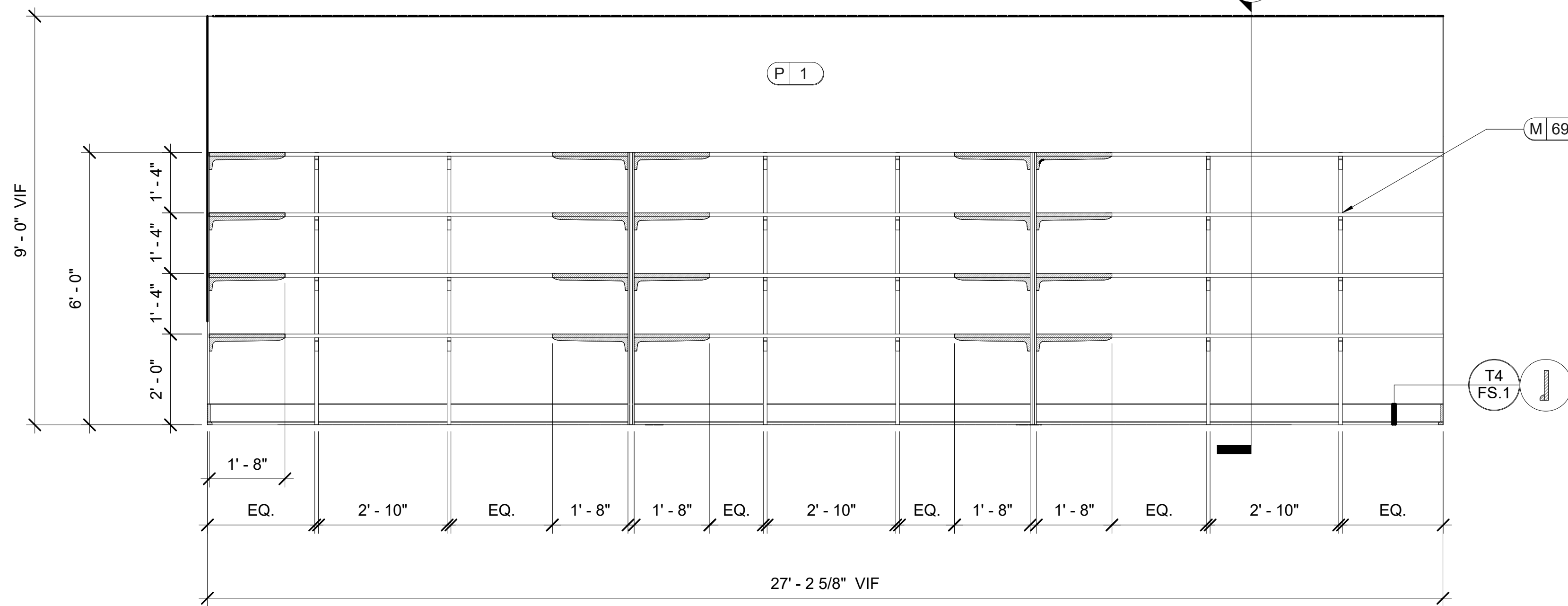
DIR.	REV.	DATE	REMARK	HRIS

RELEASED FOR CONSTRUCTION	BEGIN DATE:	04.12.23
	RELEASE DATE:	06.28.23
	DESIGNER:	JW
	CAD DESIGNER:	TP
	REVIEWED BY:	JW, TP, MDG

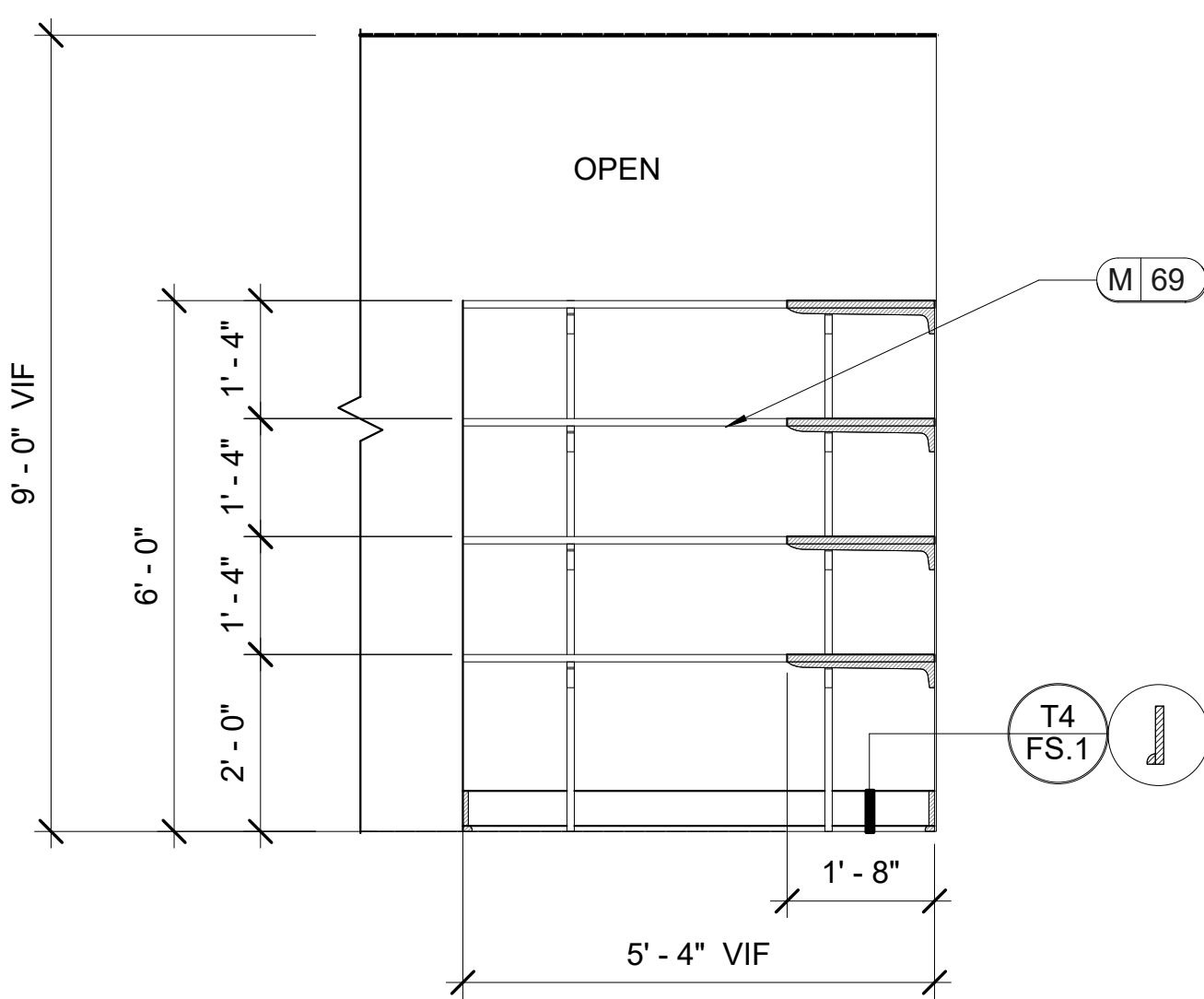
Autodesk Docs://The Mark - Tallahassee/22593-PLAN.R22.rvt
 6/27/2023 1:31:58 PM



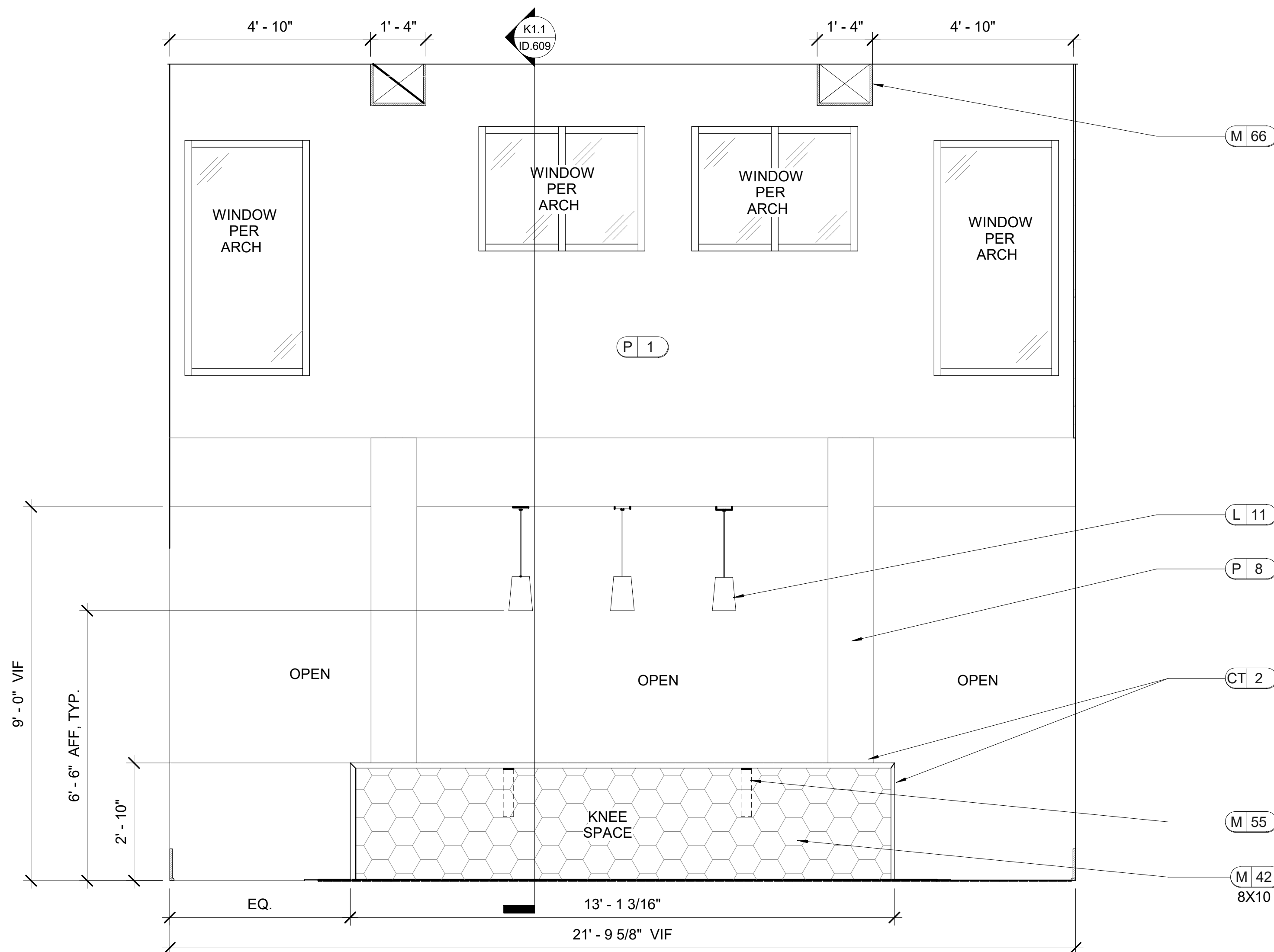
J3 LARGE PACKAGE
 ID.609 SCALE: 1/2" = 1'-0"
 NOTE: ALL TRIM TO BE PAINTED P2.



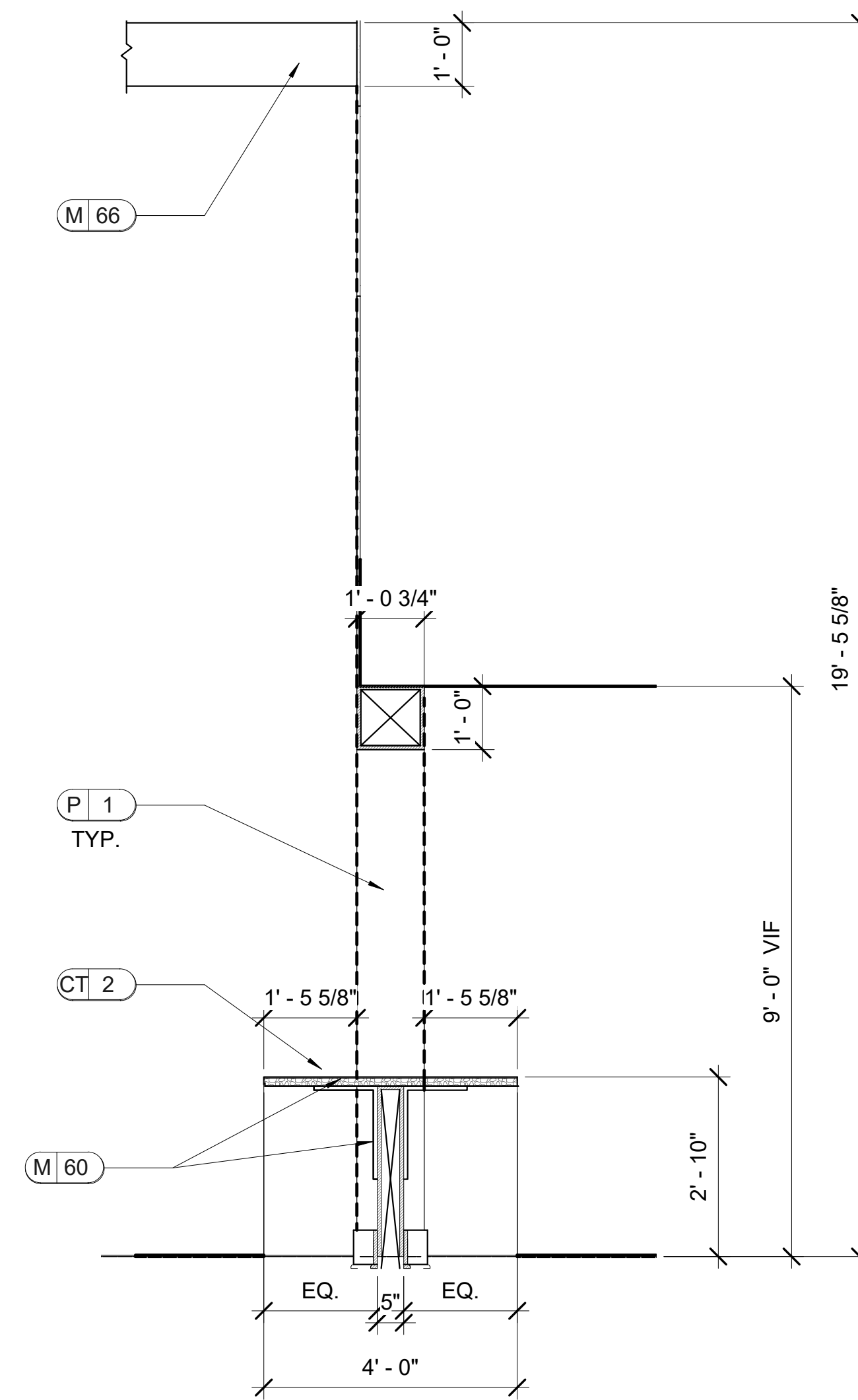
J4 LARGE PACKAGE
 ID.609 SCALE: 1/2" = 1'-0"
 NOTE: ALL TRIM TO BE PAINTED P2.



J5 LARGE PACKAGE
 ID.609 SCALE: 1/2" = 1'-0"
 NOTE: 1. ALL TRIM TO BE PAINTED P2.
 2. OPPOSITE SIDE IS MIRROR IMAGE.



K1 STUDY LOUNGE
 ID.609 SCALE: 1/2" = 1'-0"
 NOTE: 1. ALL TRIM TO BE PAINTED P2.
 2. USE HIDDEN SUPPORT BRACKET M55 FOR SUPPORT AS NEEDED, MUST BE INSTALLED PRIOR TO INSTALLATION OF DRYWALL AND WITH REQUIRED BLOCKING.
 3. REFER TO ID.202 FOR LIGHTING LOCATIONS.
 4. MITER ALL EDGES OF CT2.
 5. M42 MUST TO ALIGN WITH F6.



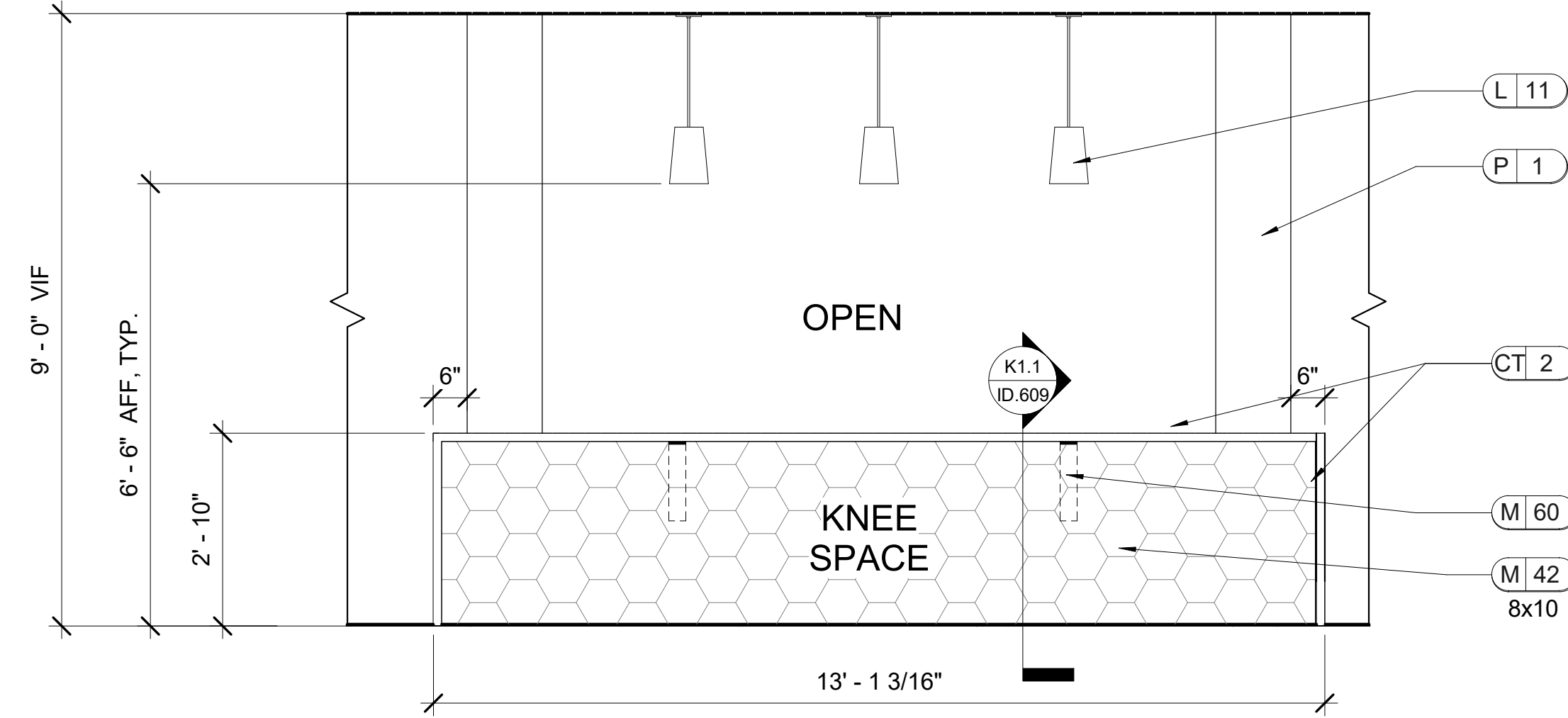
K1.1 SECTION
 ID.609 SCALE: 1/2" = 1'-0"

DIR.	REV.	DATE	REMARK

RELEASED FOR CONSTRUCTION	BEGIN DATE: 04.12.23
	RELEASE DATE: 06.28.23
	DESIGNER: JW
	CAD DESIGNER: TP
	REVIEWED BY: JW, TP, MDG

JOB # : 22593-C	TITLE: INTERIOR ELEVATIONS AND DETAILS
	SHEET: ID.609

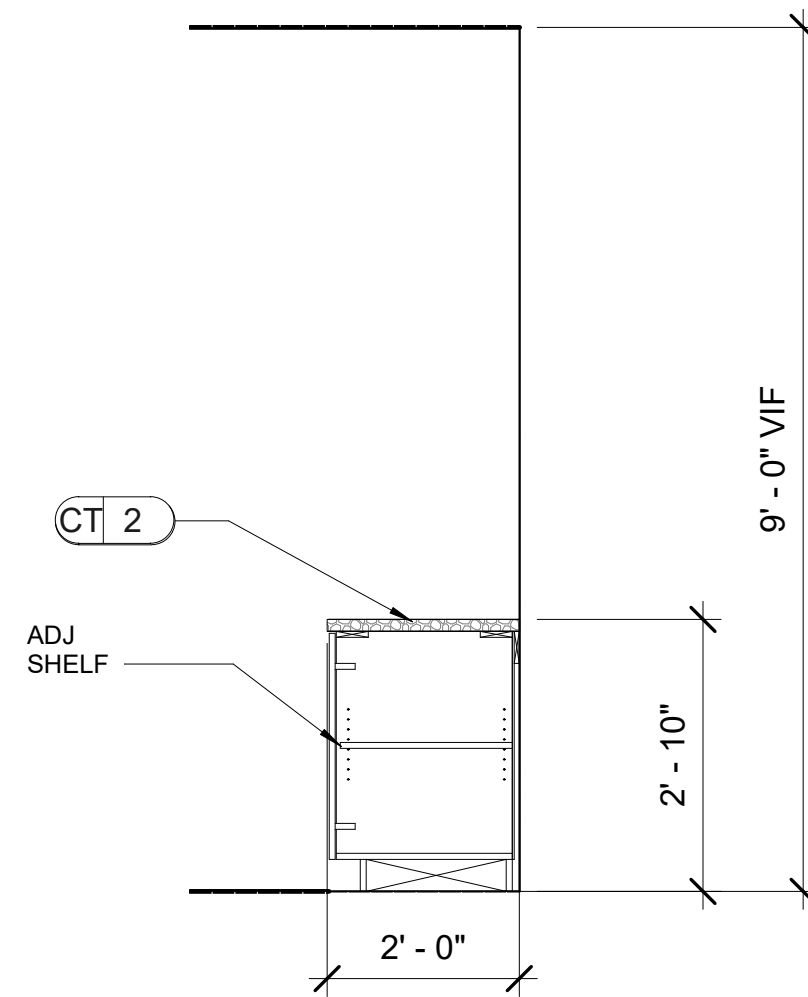
This Drawing is the property of Design Environments and may not be reproduced or used without their written permission.



K2 STUDY LOUNGE
ID.610

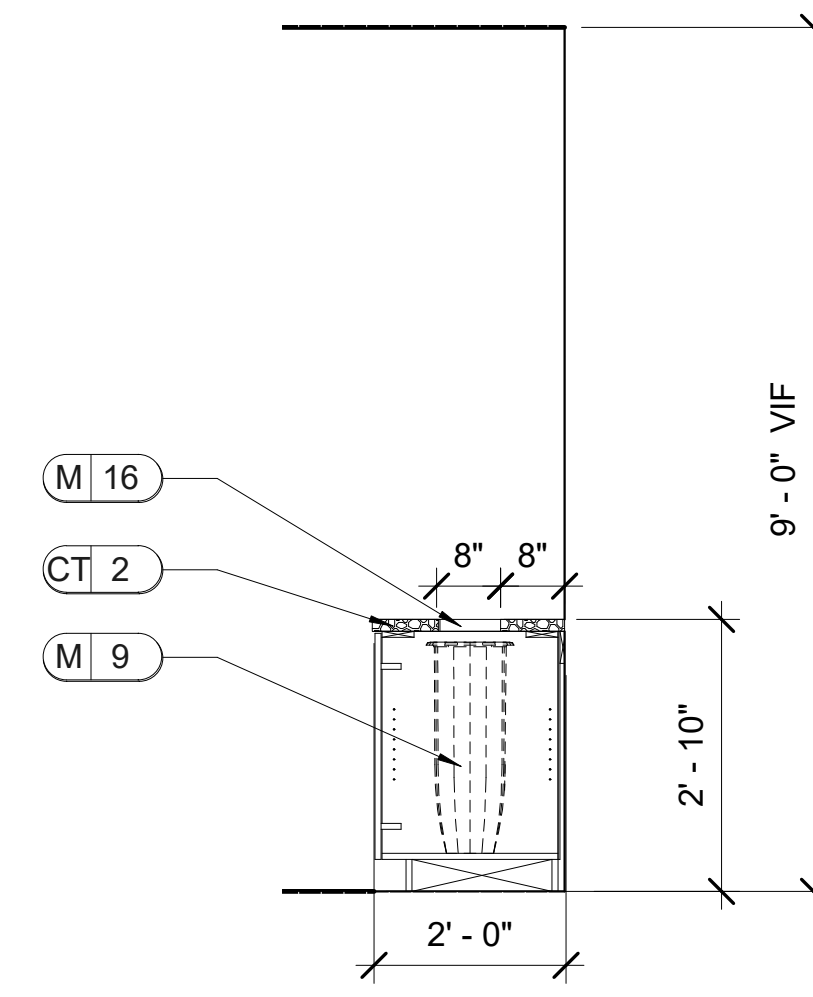
SCALE: 1/2" = 1'-0"

- NOTE: 1. USE HIDDEN SUPPORT BRACKET M60 FOR SUPPORT AS NEEDED, MUST BE INSTALLED PRIOR TO INSTALLATION OF DRYWALL AND WITH REQUIRED BLOCKING.
2. REFER TO ID.202 FOR LIGHTING LOCATIONS.
3. M42 TO ALIGN WITH F6.



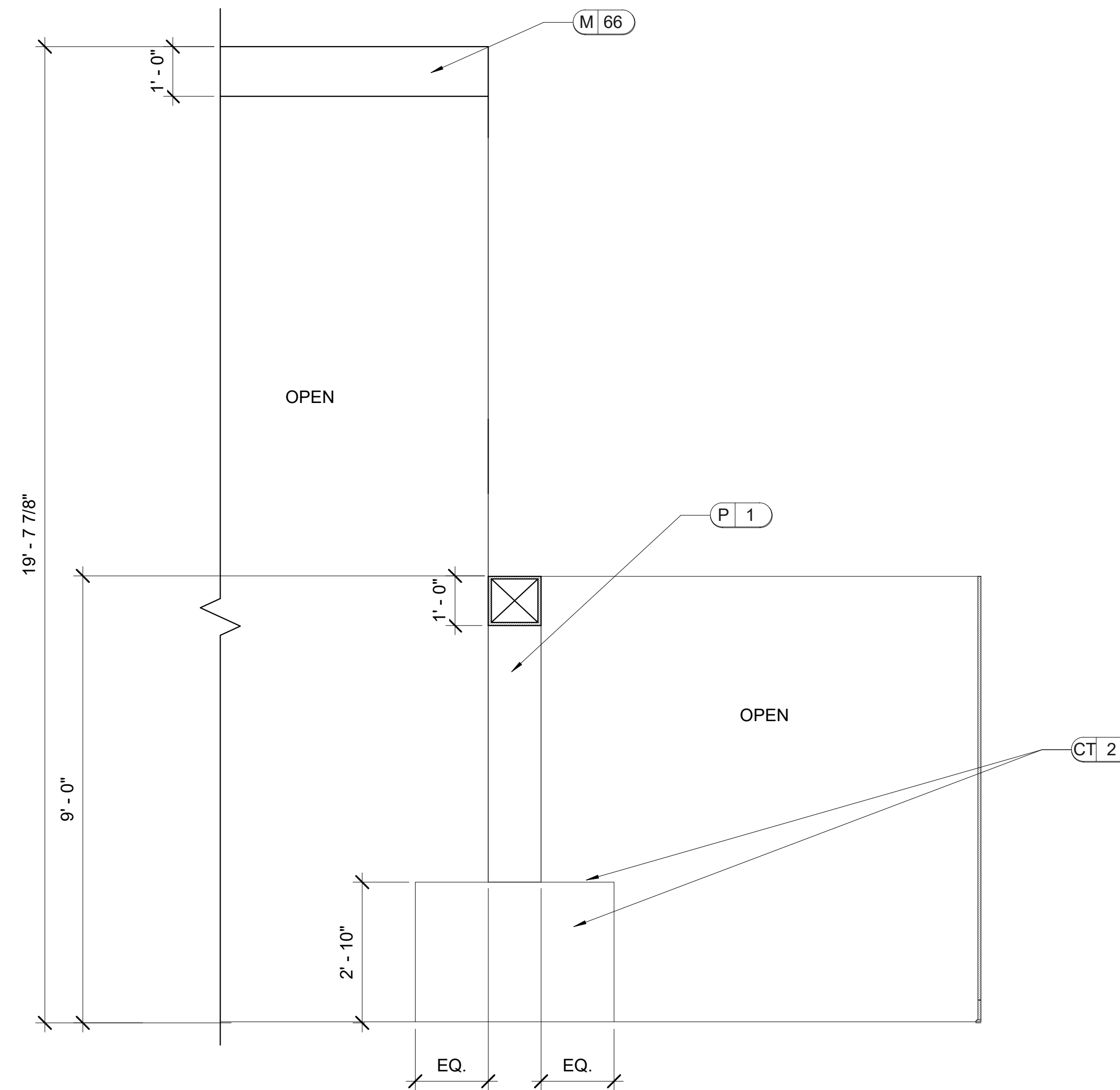
K4.1 SECTION
ID.610

SCALE: 1/2" = 1'-0"



K4.2 SECTION
ID.610

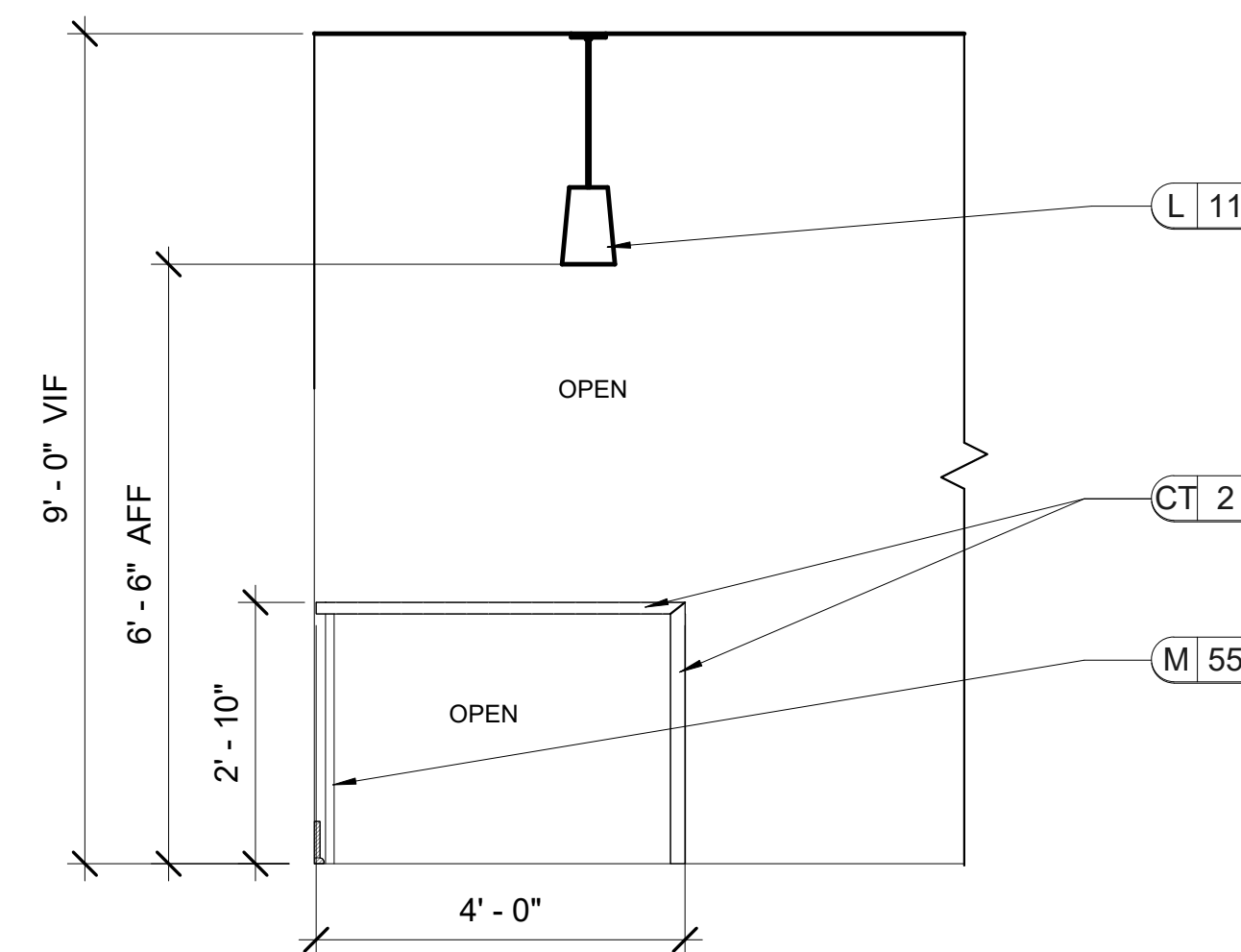
SCALE: 1/2" = 1'-0"



K3 STUDY LOUNGE
ID.610

SCALE: 1/2" = 1'-0"

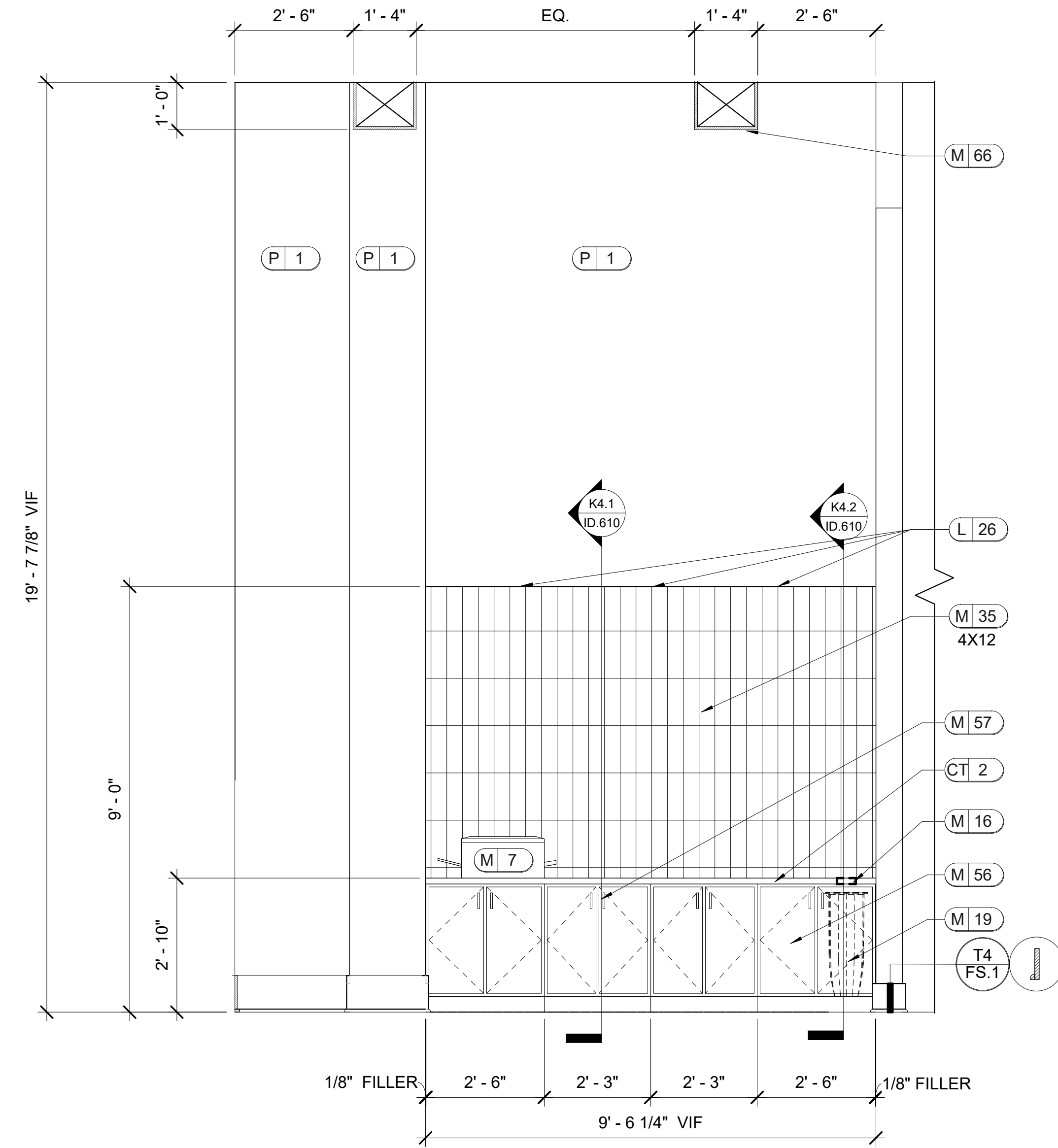
- NOTE: OPPOSITE SIDE IS MIRROR IMAGE.



K5 STUDY LOUNGE
ID.610

SCALE: 1/2" = 1'-0"

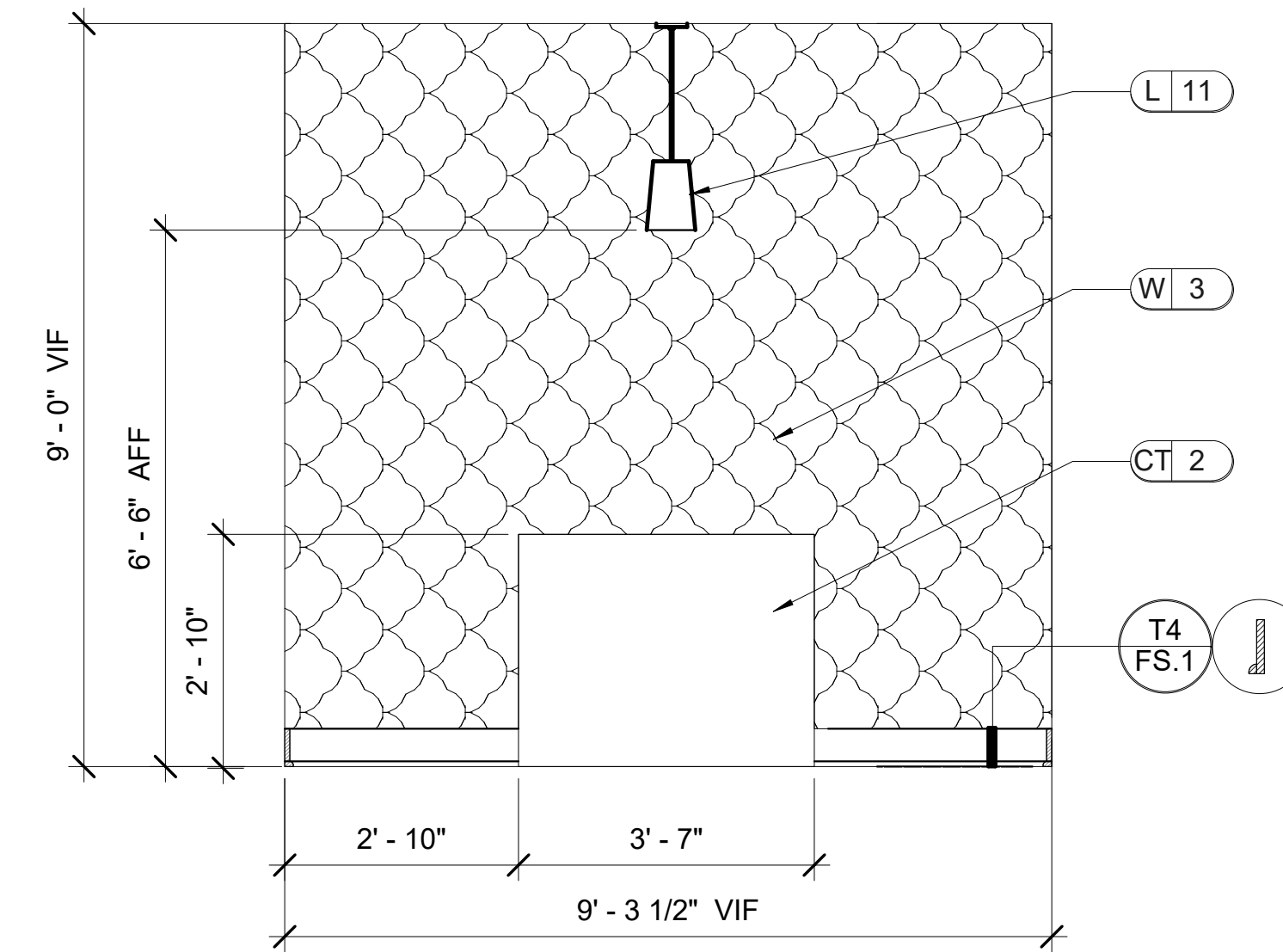
- NOTE: 1. ALL TRIM TO BE PAINTED P2.
2. REFER TO ID.202 FOR LIGHTING LOCATIONS.
3. OPPOSITE SIDE IS MIRROR IMAGE.



K4 STUDY LOUNGE
ID.610

SCALE: 1/2" = 1'-0"

- NOTE: 1. ALL TRIM TO BE PAINTED P2.
2. REFER TO ID.200 FOR LIGHTING LOCATIONS.



K6 STUDY LOUNGE
ID.610

SCALE: 1/2" = 1'-0"

- NOTE: 1. ALL TRIM TO BE PAINTED P2.
2. REFER TO ID.202 FOR LIGHTING LOCATIONS.
3. WALL TO BE SMOOTH FINISH.
4. MITER ALL EDGES OF CT2.

REVISIONS		DATE	REMARK

RELEASED FOR CONSTRUCTION	BEGIN DATE	04.12.23
	RELEASE DATE:	06.28.23
	DESIGNER:	JW
	CAD DESIGNER:	TP
	REVIEWED BY:	JW, TP, MDG

JOB # :	22593-C
TITLE:	INTERIOR ELEVATIONS AND DETAILS
SHEET:	ID.610

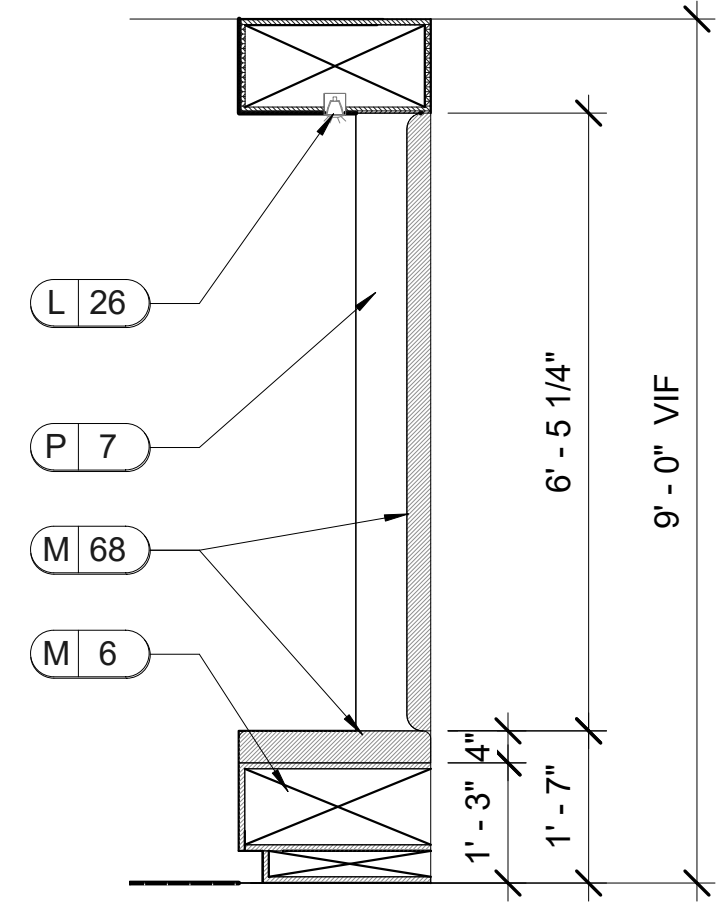
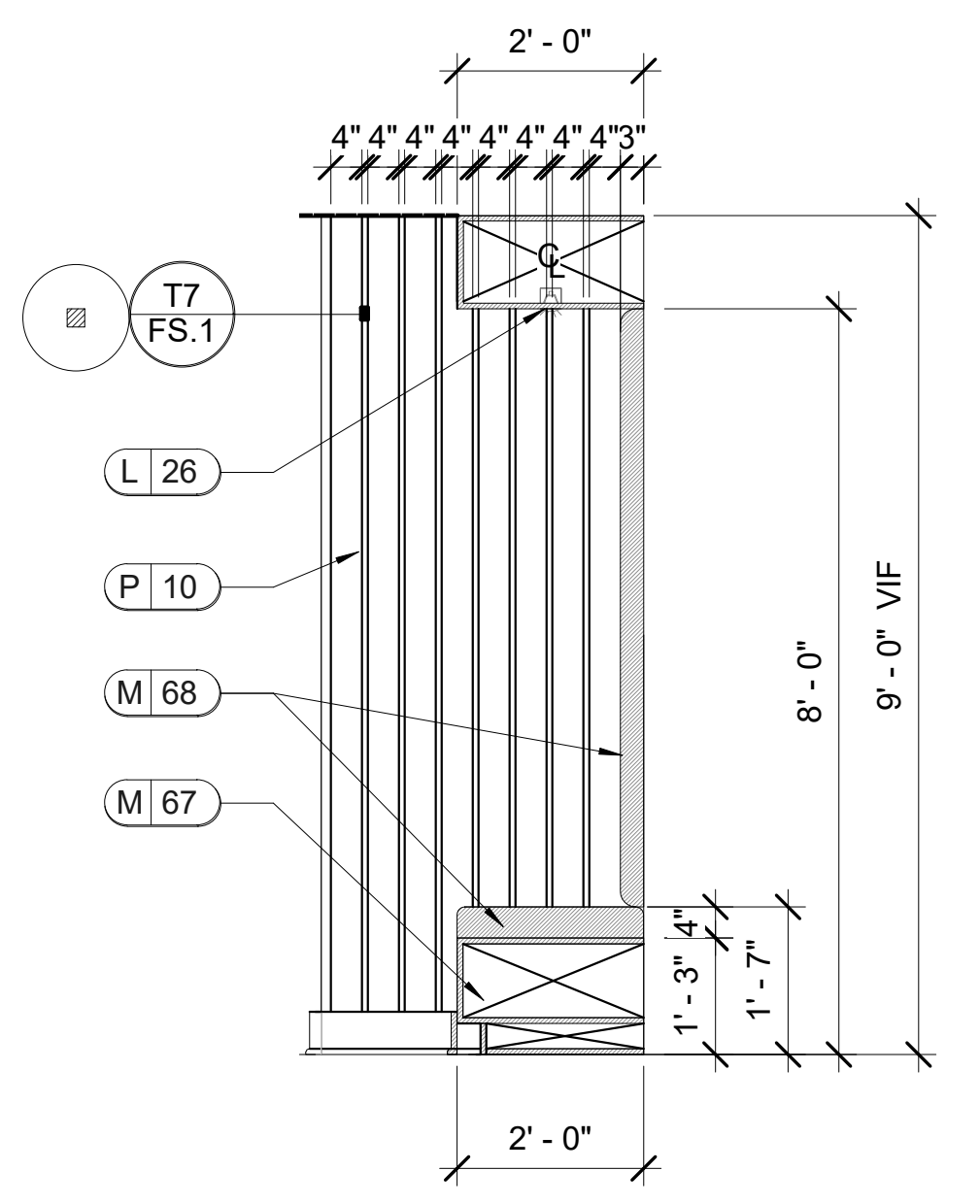
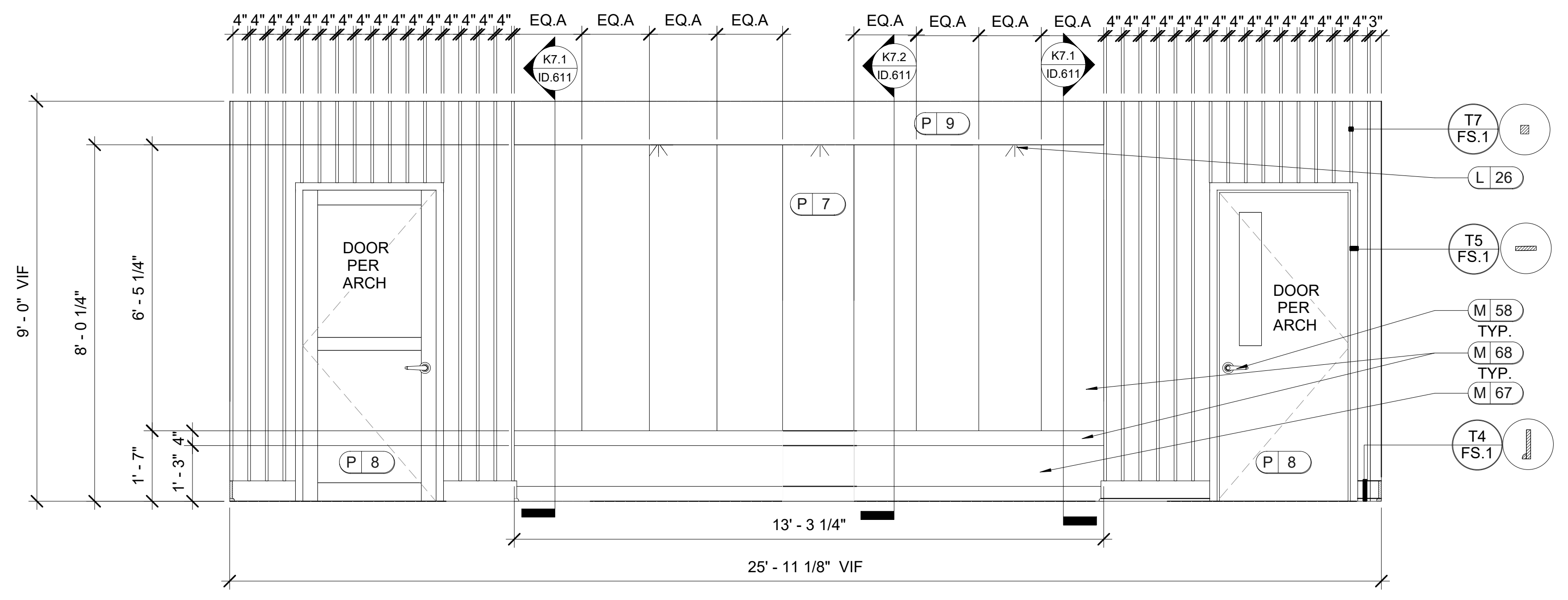
This Drawing is the property of Design Environments and may not be reproduced or used without their written permission.

LEASING/ AMENITIES
 MARK at TALLAHASSEE PHASE III BLDG. C
 TALLAHASSEE, FL
 LANDMARK PROPERTIES

DIR.	REV.	DATE	REMARK	HRIS

RELEASED FOR CONSTRUCTION	BEGIN DATE:	04.12.23
	RELEASE DATE:	06.28.23
	DESIGNER:	JW
	CAD DESIGNER:	TP
	REVIEWED BY:	JW, TP, MDG

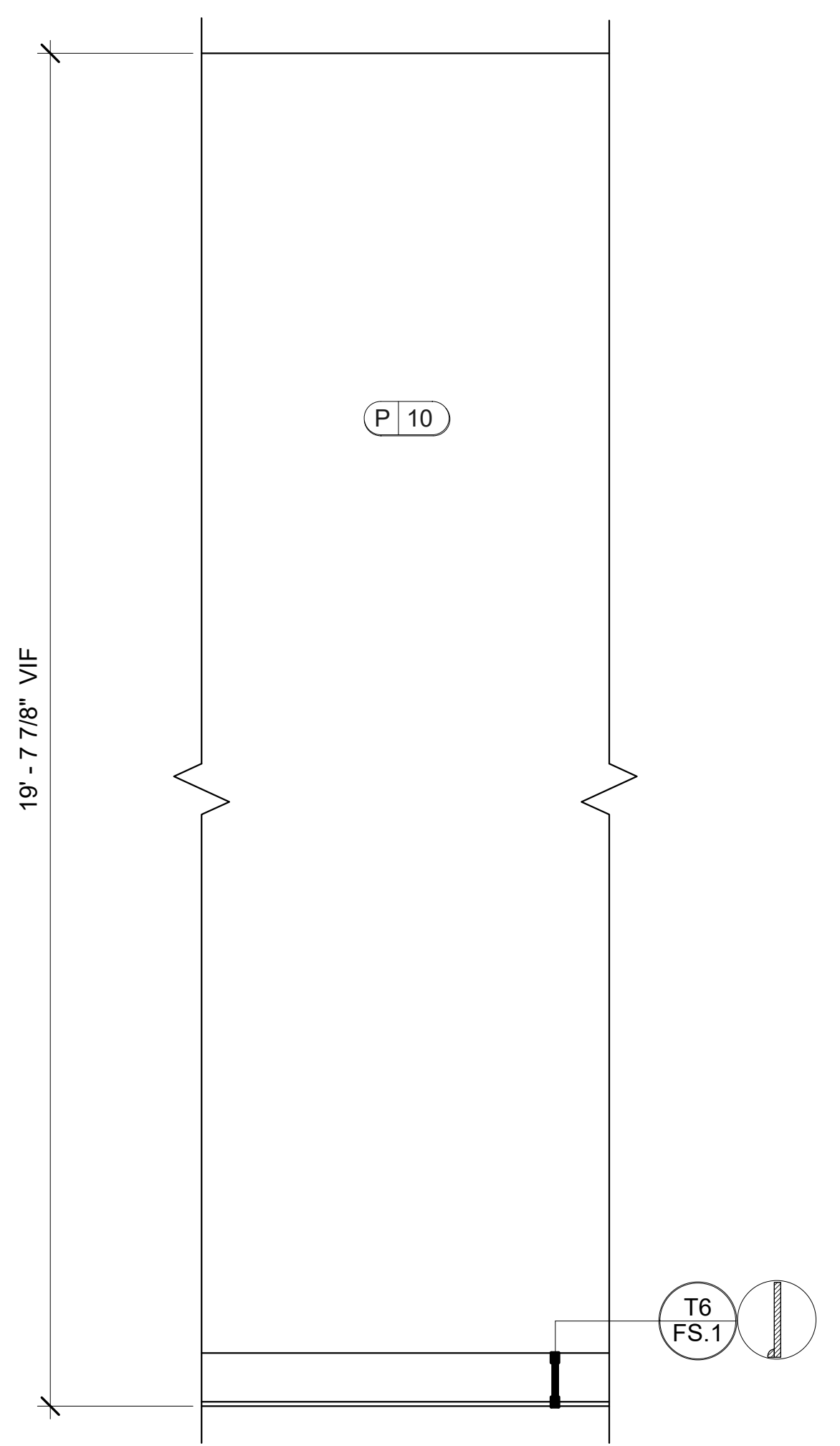
JOB # :	22593-C
TITLE:	INTERIOR ELEVATIONS AND DETAILS
SHEET:	ID.611




K7 STUDY LOUNGE
 ID.611
 SCALE: 1/2" = 1'-0"
 NOTE: 1. ALL TRIM TO BE PAINTED P11 UNLESS OTHERWISE NOTED.
 2. REFER TO ID.202 FOR LIGHTING LOCATIONS.
 3. WALL TO BE SMOOTH FINISH.
 4. T7/FS.1 TO BE PAINTED P2.
 5. WALL BEHIND T7/FS.1 TO BE PAINTED P10.
 6. T4/FS.1 TO BE PAINTED P11.

K7.1 SECTION
 ID.611
 SCALE: 1/2" = 1'-0"

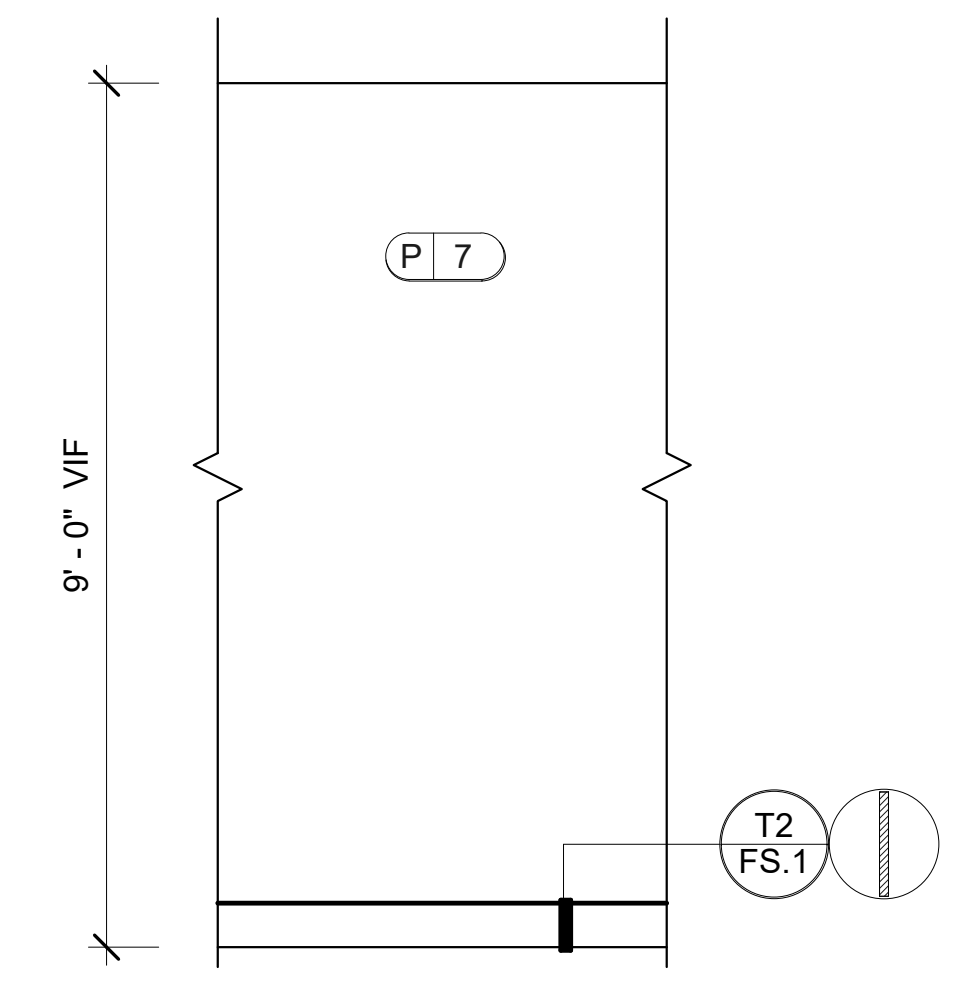
K7.2 SECTION
 ID.611
 SCALE: 1/2" = 1'-0"



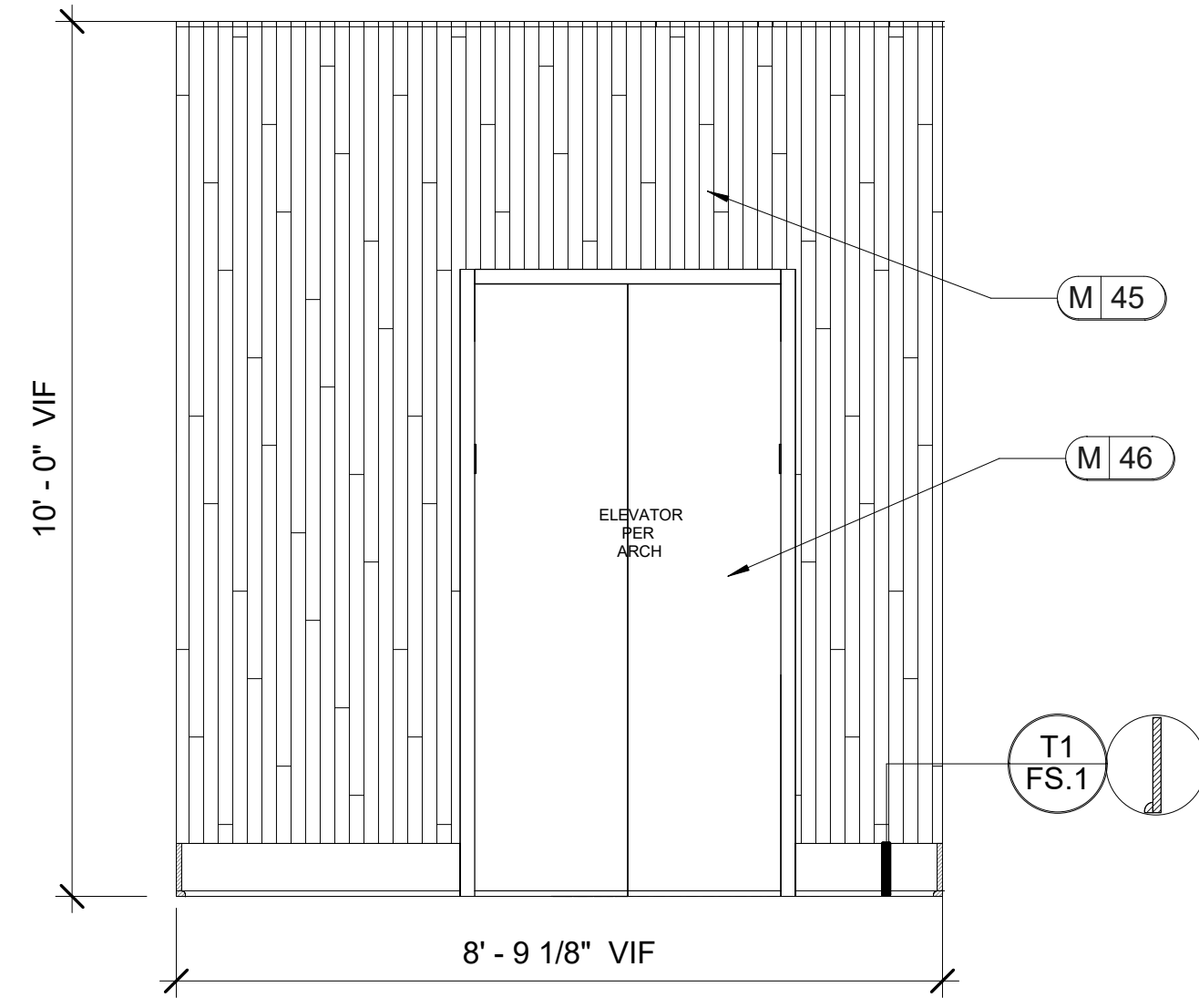
K8 STUDY LOUNGE TYP.
 ID.611
 SCALE: 1/2" = 1'-0"
 NOTE: ALL TRIM TO BE PAINTED P11.



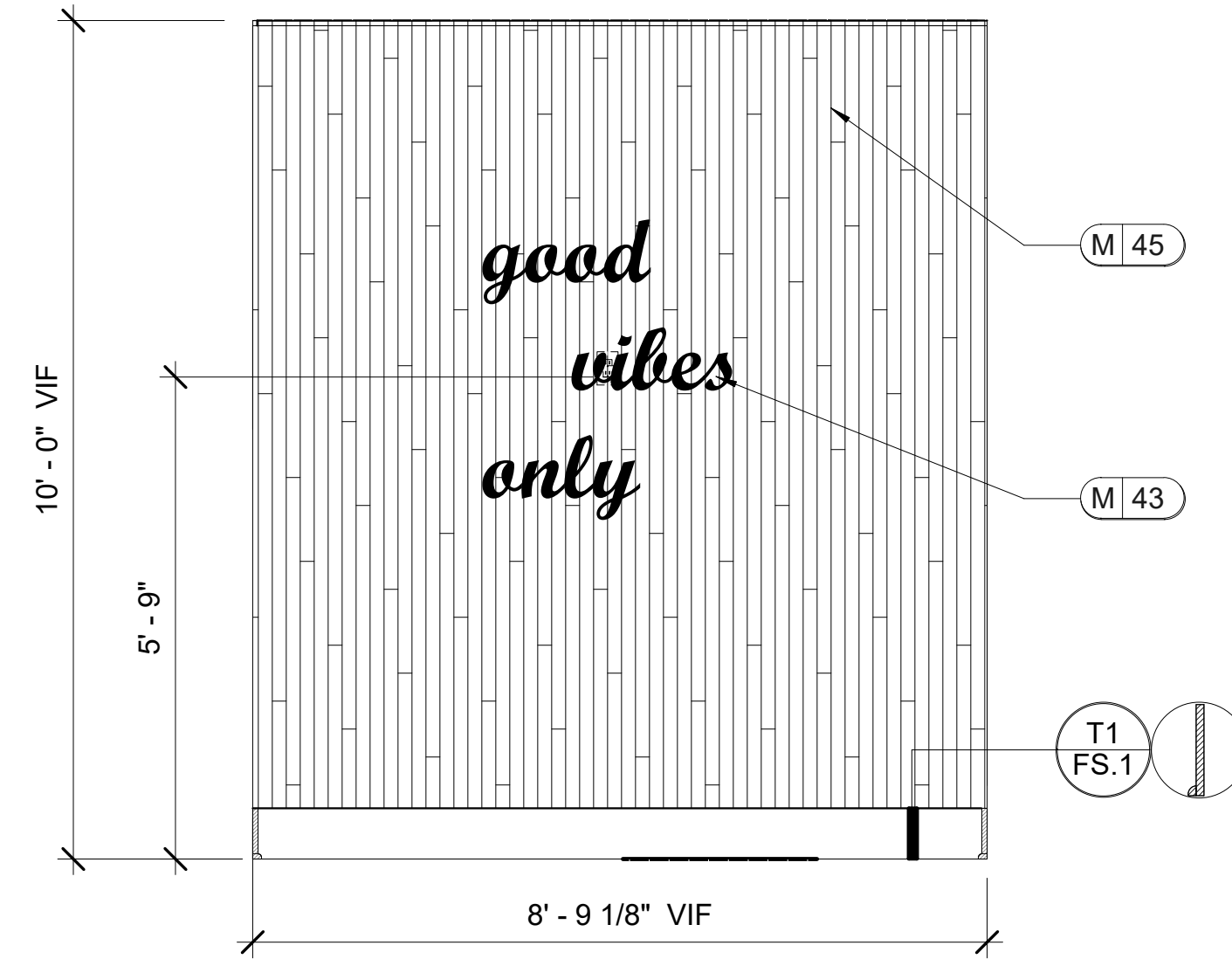
L1 LARGE STUDY
 ID.611
 SCALE: 1/2" = 1'-0"
 NOTE: 1. ALL TRIM TO BE PAINTED P11 UNLESS OTHERWISE NOTED.
 2. WALL TO BE SMOOTH FINISH.
 3. WALL BEHIND T7/FS.1 TO BE PAINTED P7.
 4. T7/FS.1 TO BE PAINTED P8.



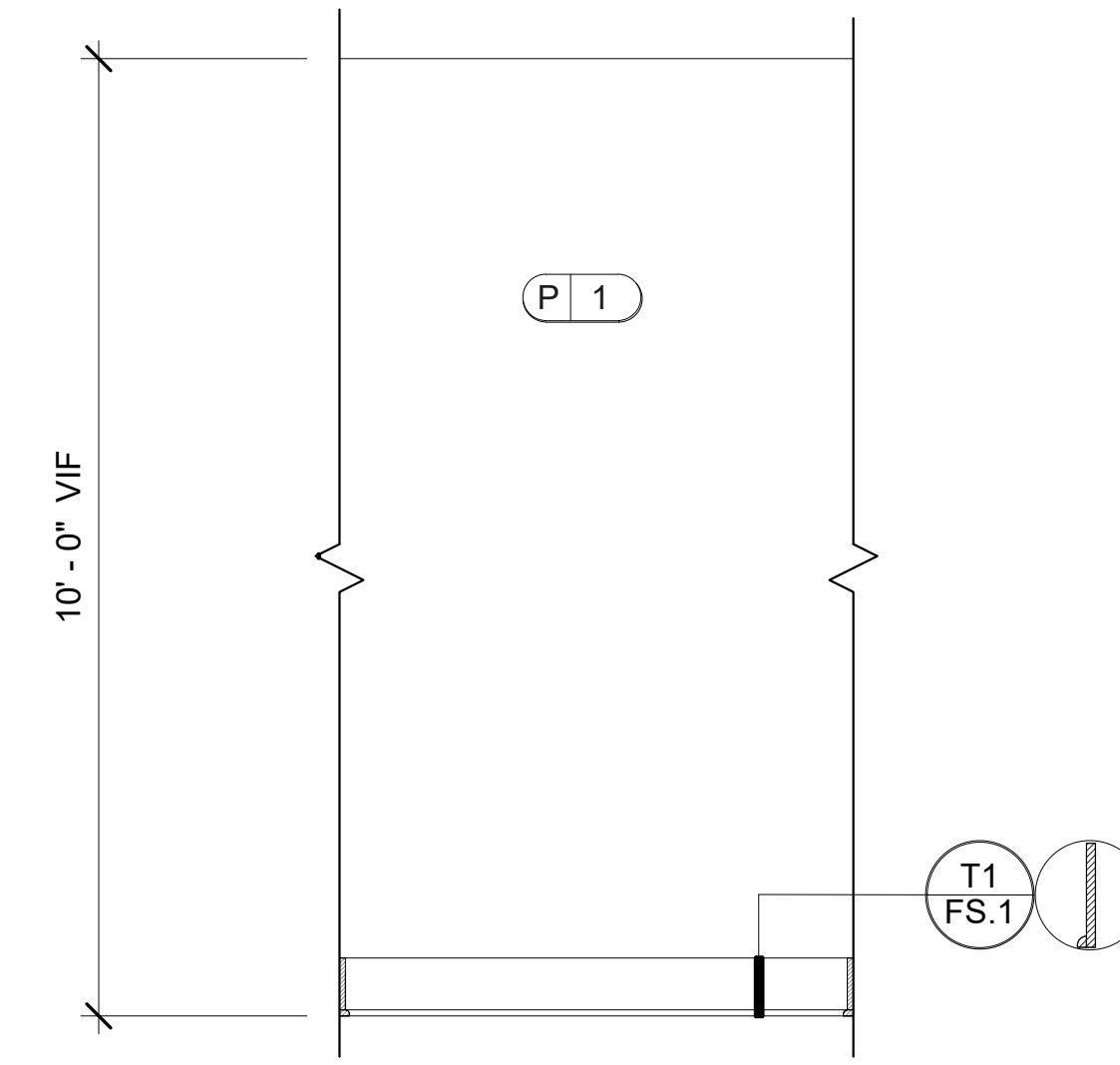
L2 LARGE STUDY
 ID.611
 SCALE: 1/2" = 1'-0"
 NOTE: ALL TRIM TO BE PAINTED P11.



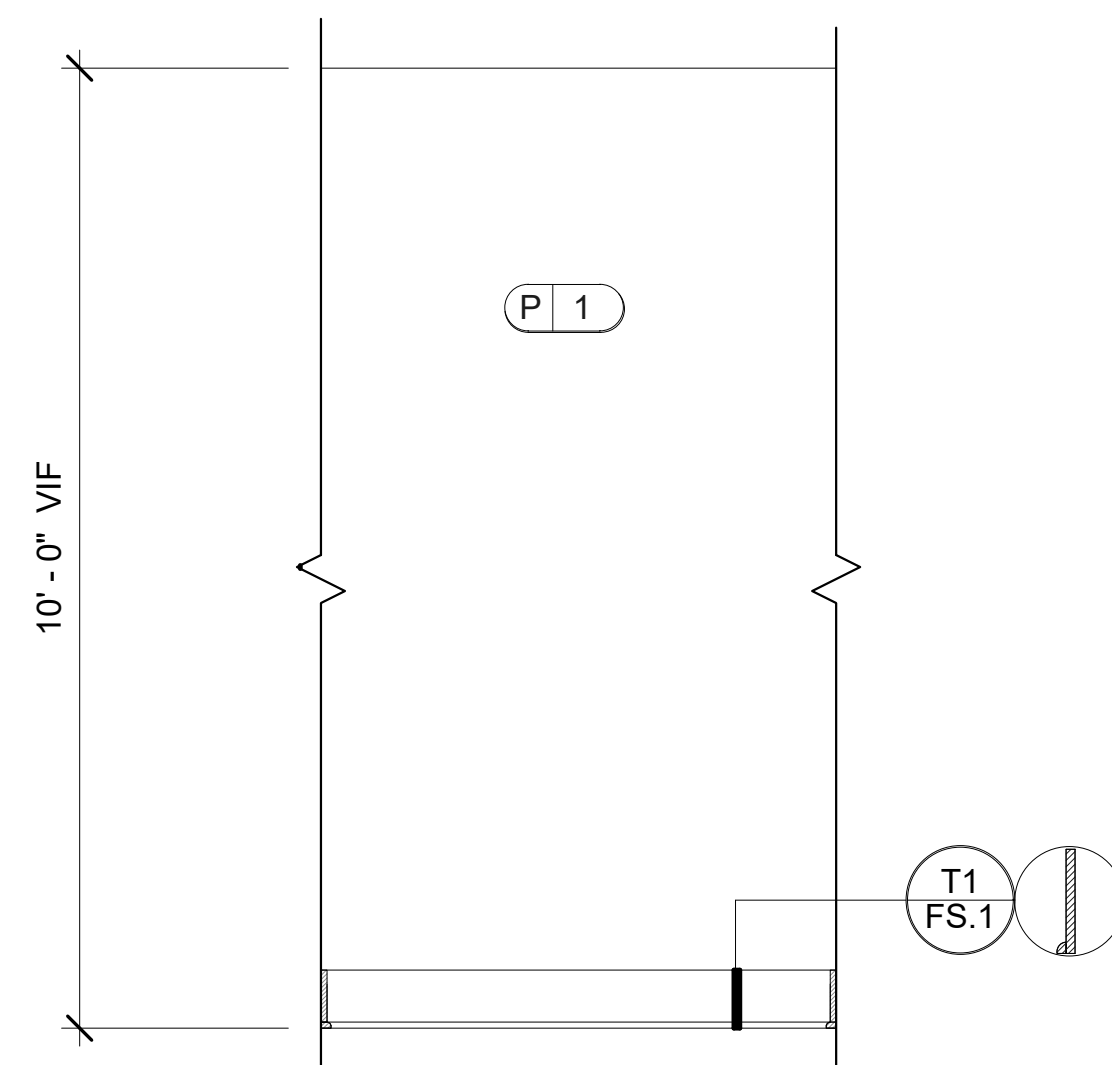
M1 ELEVATOR LOBBY
 ID.612 SCALE: 1/2" = 1'-0"
 NOTE: 1. ALL TRIM TO BE PAINTED P2.
 2. WALL TO BE SMOOTH FINISH.



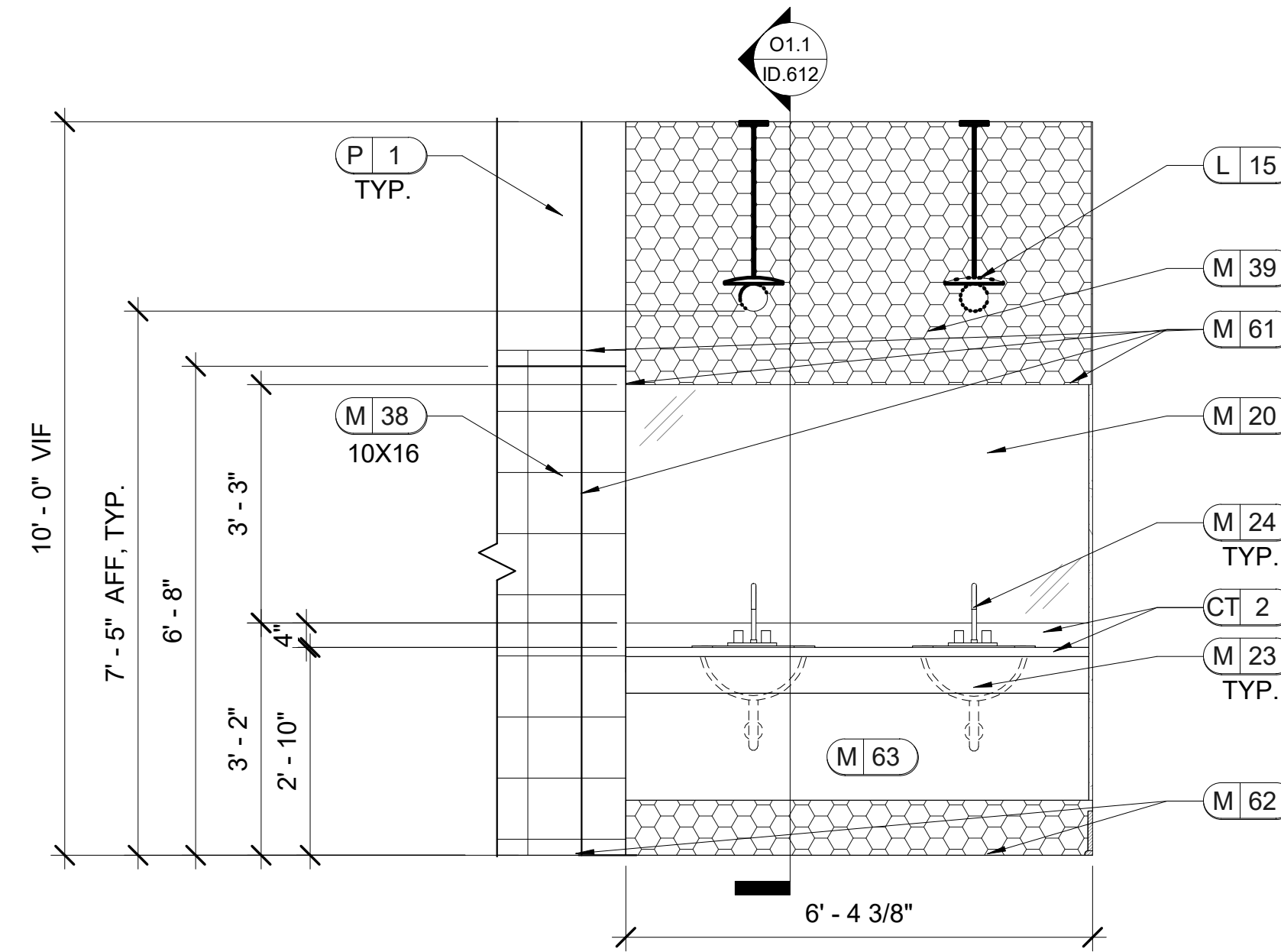
M2 ELEVATOR LOBBY TYP.
 ID.612 SCALE: 1/2" = 1'-0"
 NOTE: 1. ALL TRIM TO BE PAINTED P2.
 2. WALL TO BE SMOOTH FINISH.



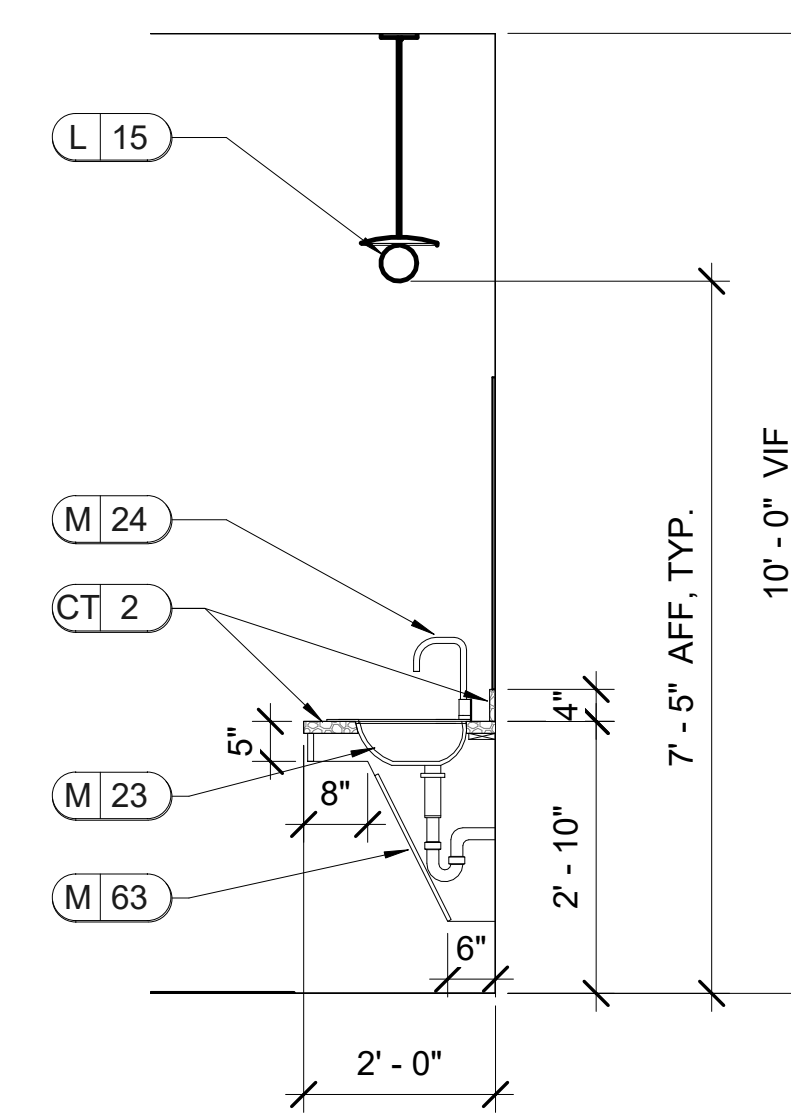
M3 ELEVATOR LOBBY
 ID.612 SCALE: 1/2" = 1'-0"
 NOTE: ALL TRIM TO BE PAINTED P2.



N1 HALL TYP.
 ID.612 SCALE: 1/2" = 1'-0"
 NOTE: ALL TRIM TO BE PAINTED P2.



O1 MEN'S
 ID.612 SCALE: 1/2" = 1'-0"
 NOTE: 1. ALL TRIM TO BE PAINTED P2.
 2. REFER TO ID.203A FOR LIGHTING LOCATIONS.



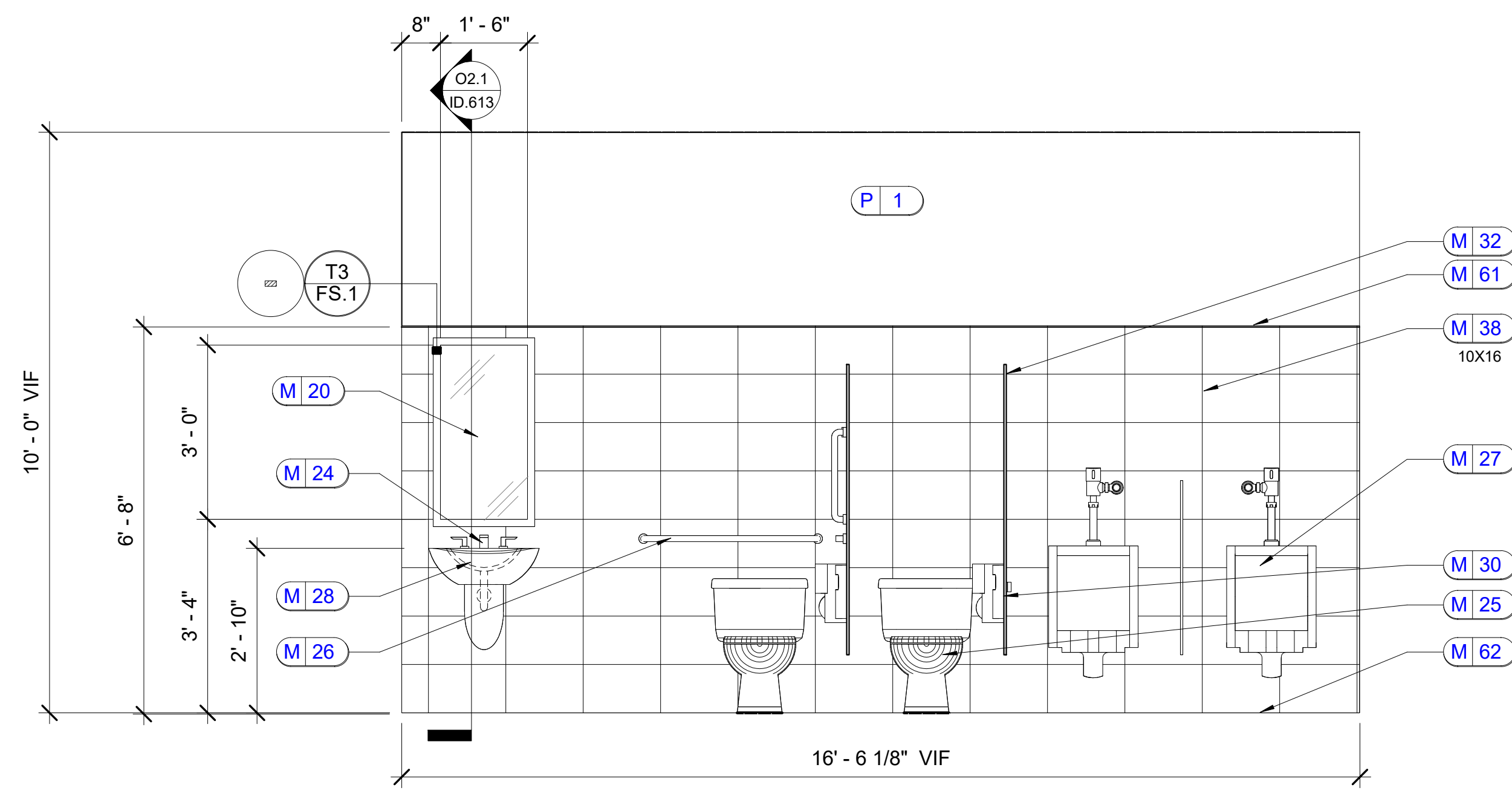
O1.1 SECTION
 ID.612 SCALE: 1/2" = 1'-0"

LEASING/ AMENITIES
 MARK at TALLAHASSEE PHASE III BLDG. C
 TALLAHASSEE, FL
 LANDMARK PROPERTIES

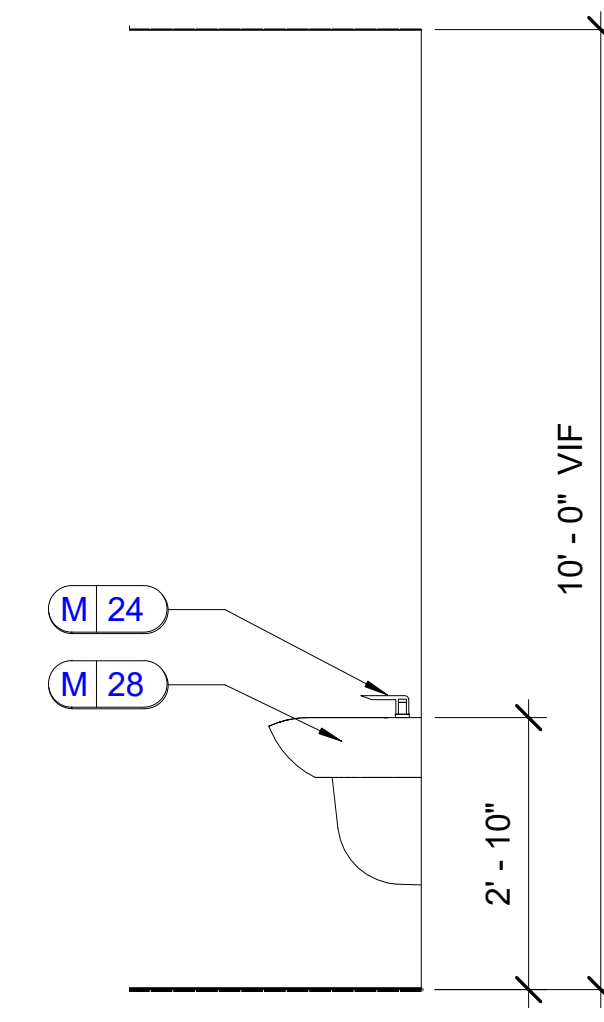
DIR.	REV.	DATE	REMARK	HRIS

RELEASED FOR CONSTRUCTION	BEGIN DATE: 04.12.23
	RELEASE DATE: 06.28.23
	DESIGNER: JW
	CAD DESIGNER: TP
	REVIEWED BY: JW, TP, MDG

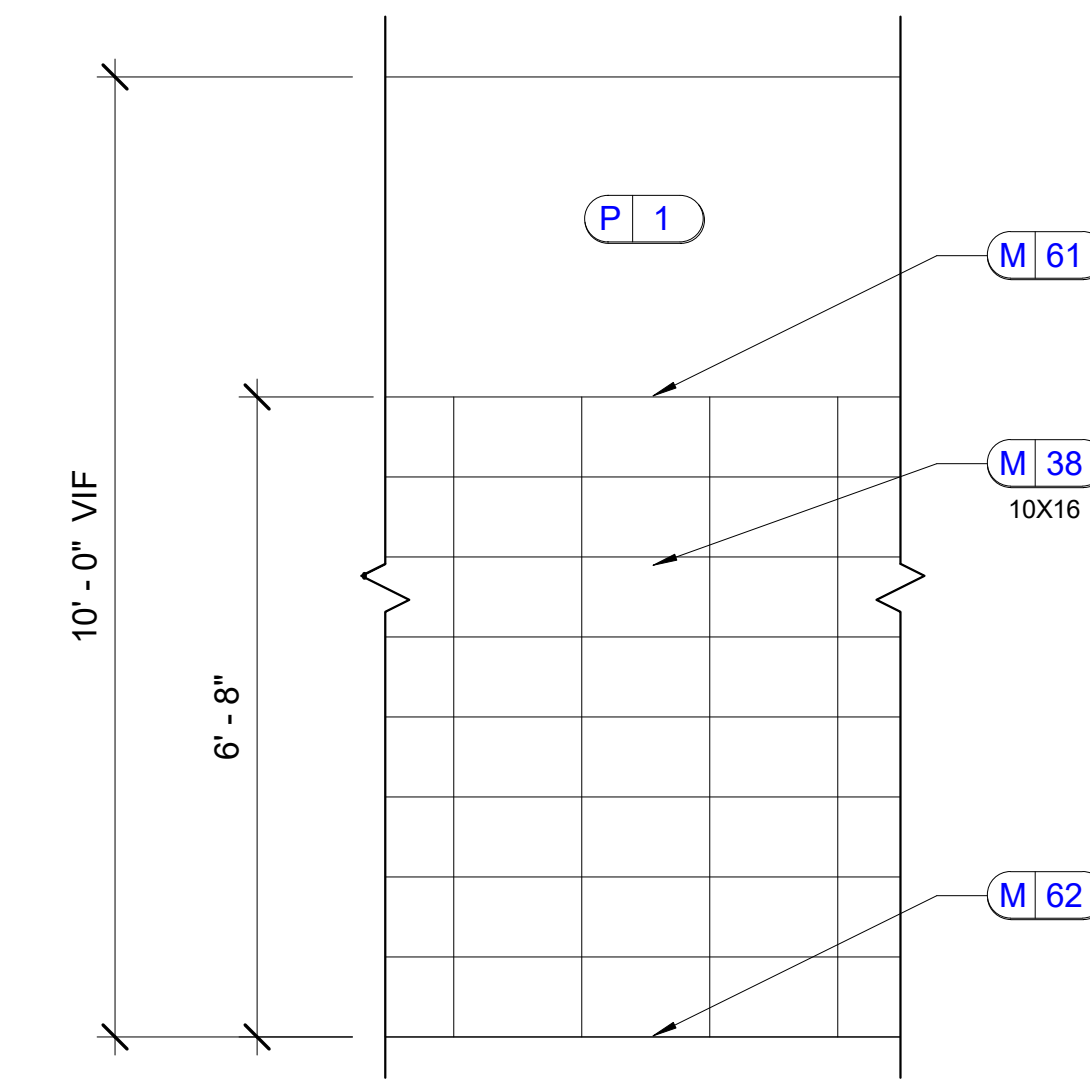
JOB # : 22593-C
TITLE: INTERIOR ELEVATIONS AND DETAILS
SHEET: ID.612



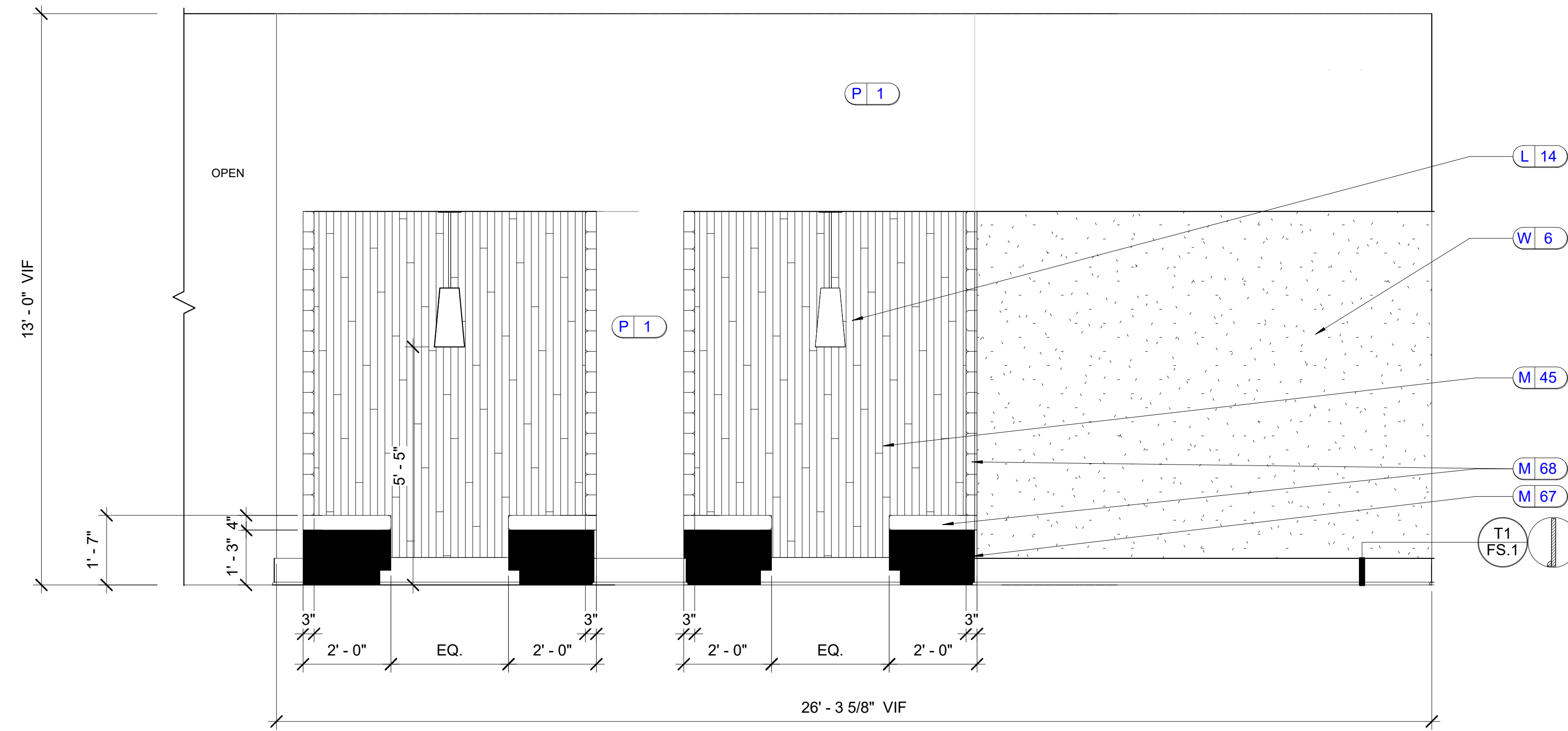
O2 MEN'S
 ID.613
 SCALE: 1/2" = 1'-0"
 NOTE: ALL TRIM TO BE PAINTED P2.



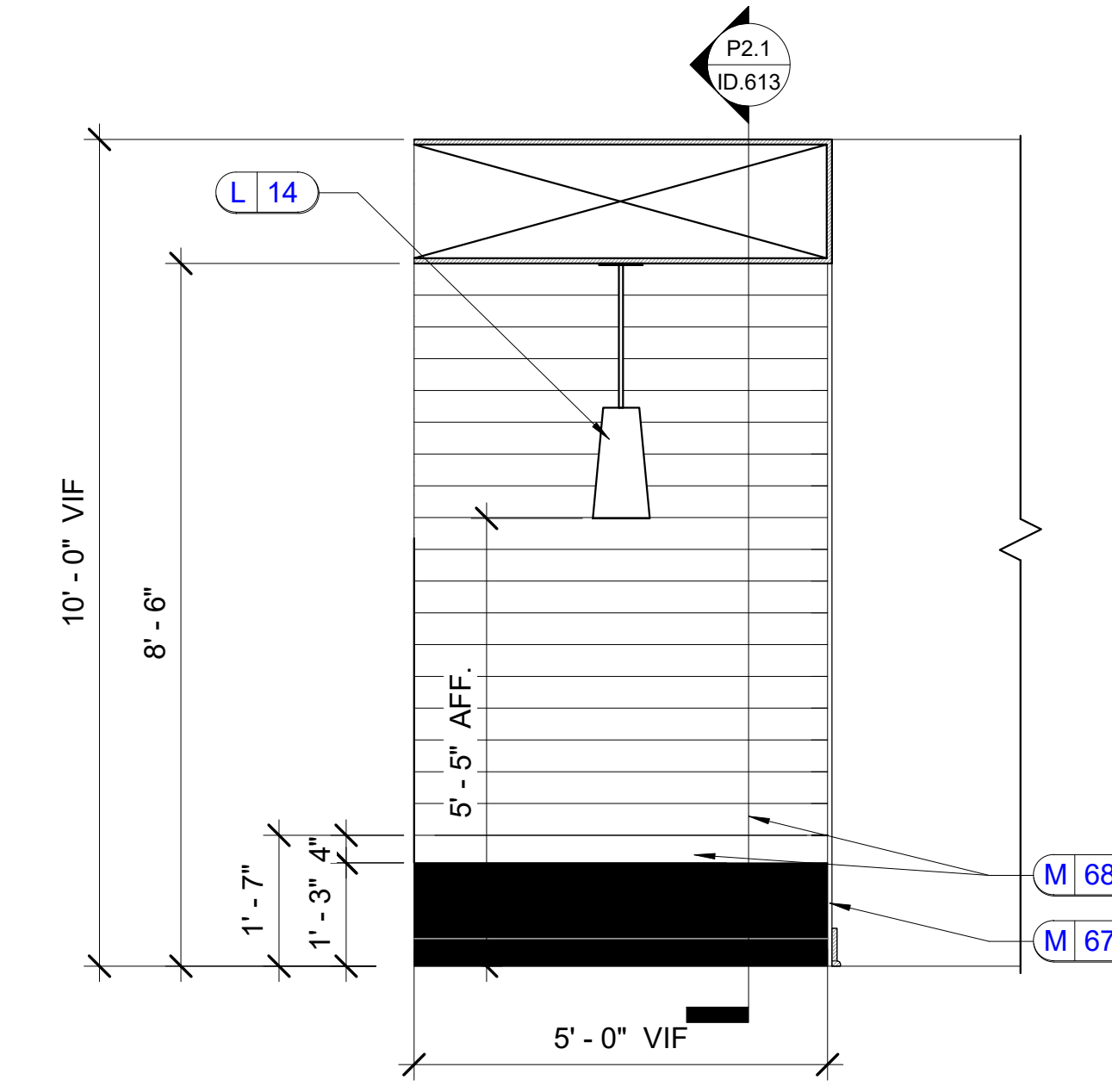
O2.1 SECTION
 ID.613
 SCALE: 1/2" = 1'-0"



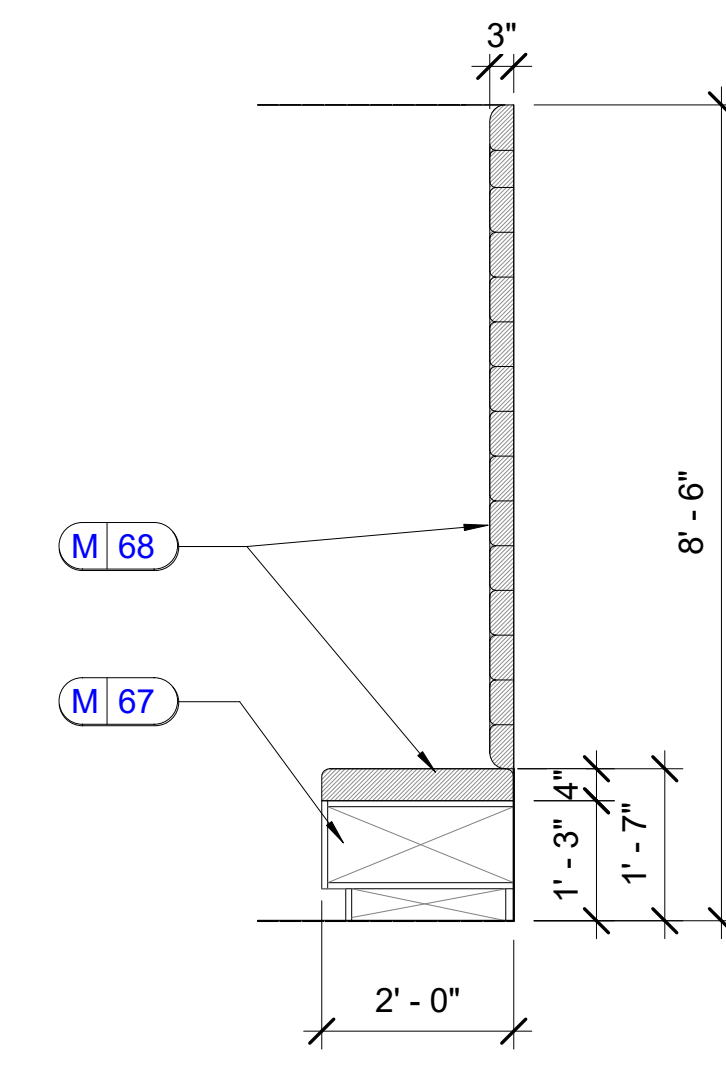
O3 MEN'S TYP.
 ID.613
 SCALE: 1/2" = 1'-0"



P1 CLUBROOM
 ID.613
 SCALE: 1/2" = 1'-0"
 NOTE: 1. ALL TRIM TO BE PAINTED P2.
 2. REFER TO ID.203A FOR LIGHTING LOCATIONS.
 3. WALL TO BE SMOOTH FINISH.



P2 CLUBROOM
 ID.613
 SCALE: 1/2" = 1'-0"
 NOTE: 1. ALL TRIM TO BE PAINTED P2.
 2. REFER TO ID.203A FOR LIGHTING LOCATIONS.
 3. WALL TO BE SMOOTH FINISH.
 4. MITER ALL EDGES OF M57.
 5. OPPOSITE SIDE A MIRROR IMAGE.



P2.1 SECTION
 ID.613
 SCALE: 1/2" = 1'-0"

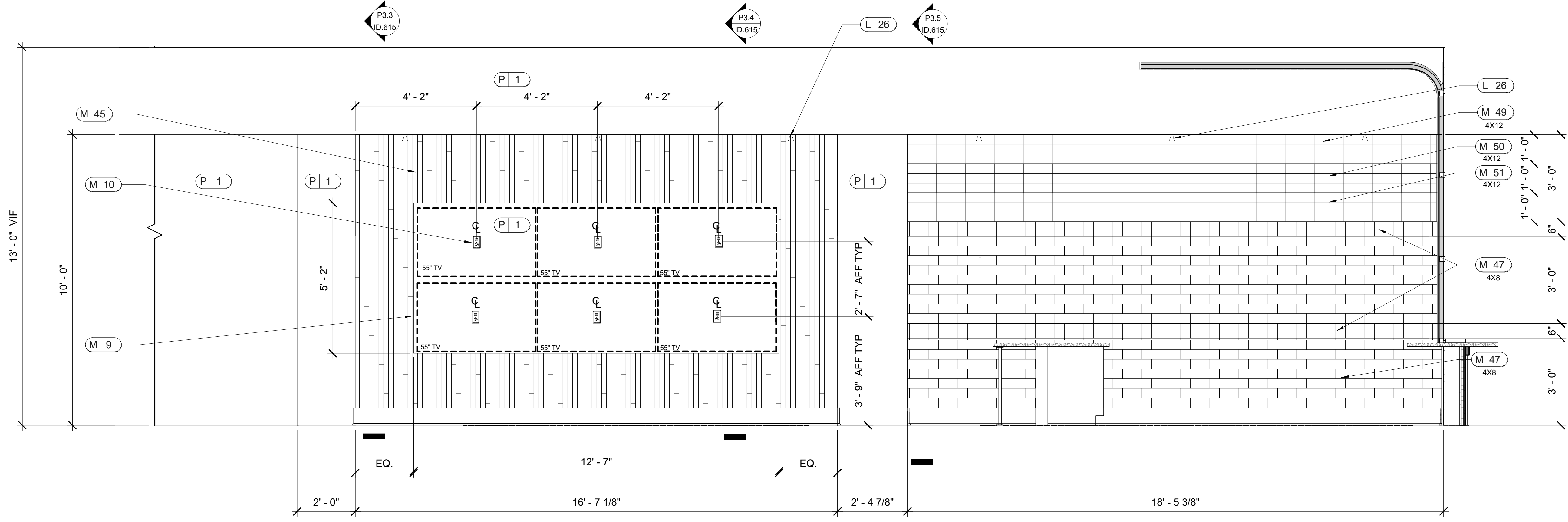
LEASING/ AMENITIES
 MARK at TALLAHASSEE PHASE III BLDG. C
 TALLAHASSEE, FL
 LANDMARK PROPERTIES

REVISIONS		
DIR.	REV.	REMARK

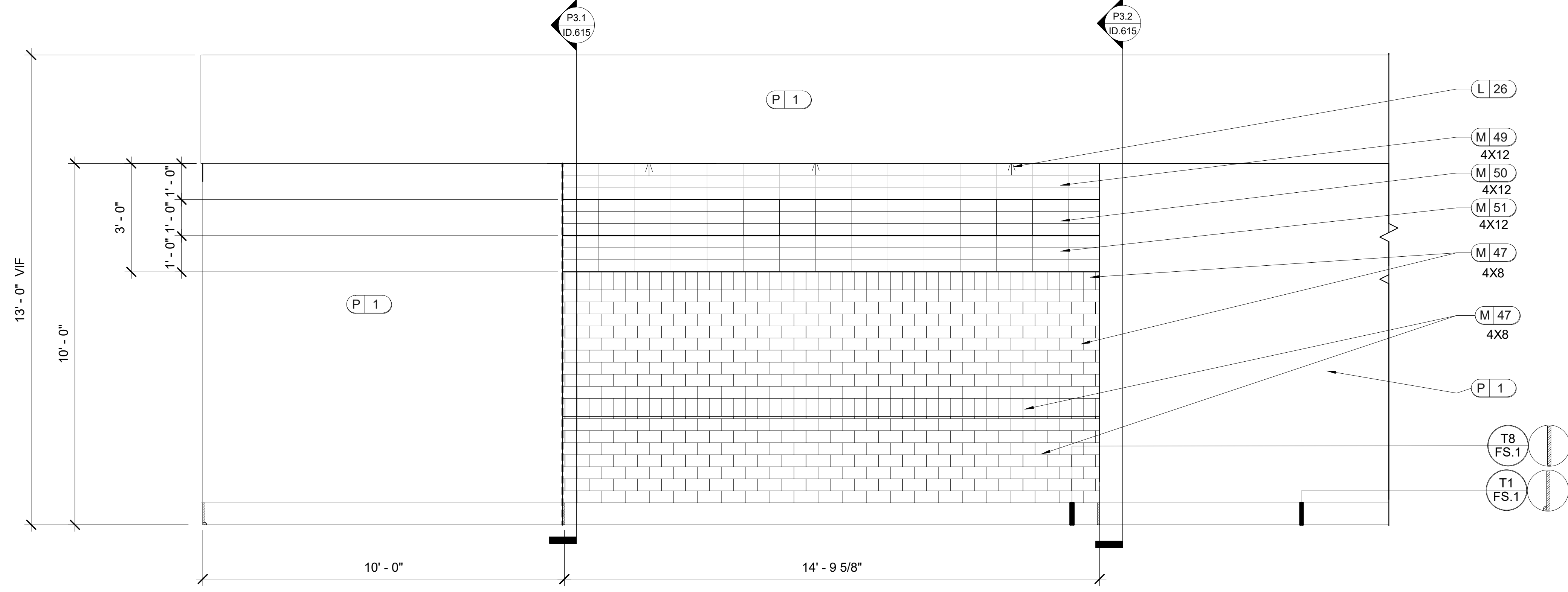
RELEASED FOR CONSTRUCTION		
BEGIN DATE:	04.12.23	
RELEASE DATE:	06.28.23	
DESIGNER:	JW	
CAD DESIGNER:	TP	
REVIEWED BY:	JW, TP, MDG	

JOB # :	22593-C	
TITLE:	INTERIOR ELEVATIONS AND DETAILS	
SHEET:	ID.613	

Autodesk Docs://The Mark - Tallahassee/22593-PLAN.R22.rvt
6/28/2023 4:48:22 PM



P3.B CLUBROOM
ID.614
SCALE: 1/2" = 1'-0"
NOTE: 1. ALL TRIM TO BE PAINTED P2.
2. WALL TO BE SMOOTH FINISH.
3. MITER ALL EDGES OF M45.
4. SEE 203A FOR LIGHTING LOCATION.



P3.A CLUBROOM
ID.614
SCALE: 1/2" = 1'-0"
NOTE: 1. ALL TRIM TO BE PAINTED P2.
2. WALL TO BE SMOOTH FINISH.
3. SEE 203 A FOR LIGHTING LOCATION.

JOB # : 22593-C
TITLE: INTERIOR ELEVATIONS AND DETAILS
SHEET: ID.614

RELEASED FOR CONSTRUCTION
BEGIN DATE: 04.12.23
RELEASE DATE: 06.28.23
DESIGNER: JW
CAD DESIGNER: TP
REVIEWED BY: JW,TP,MDG

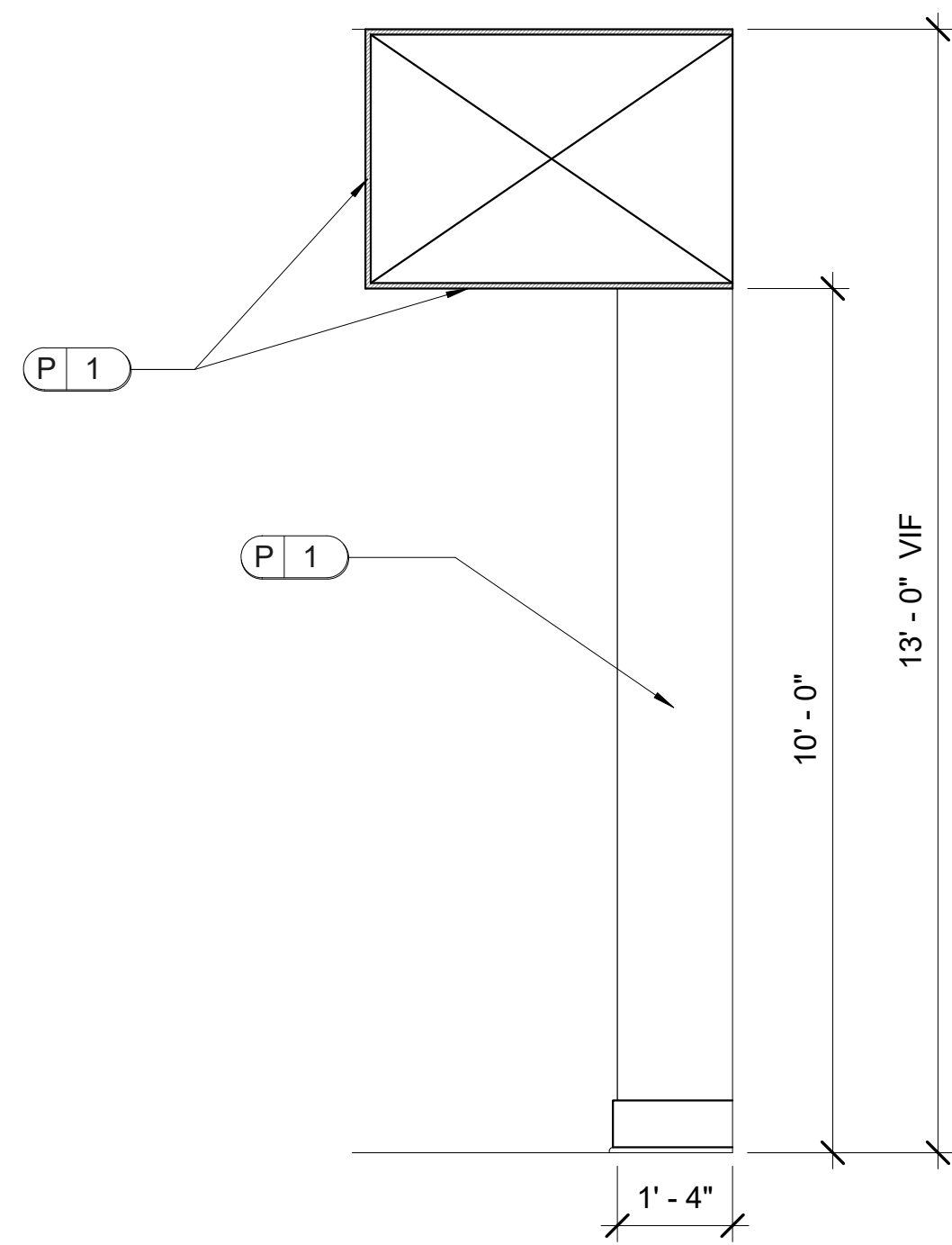
DIR.	REV.	DATE	REMARK	HRIS

LEASING/ AMENITIES

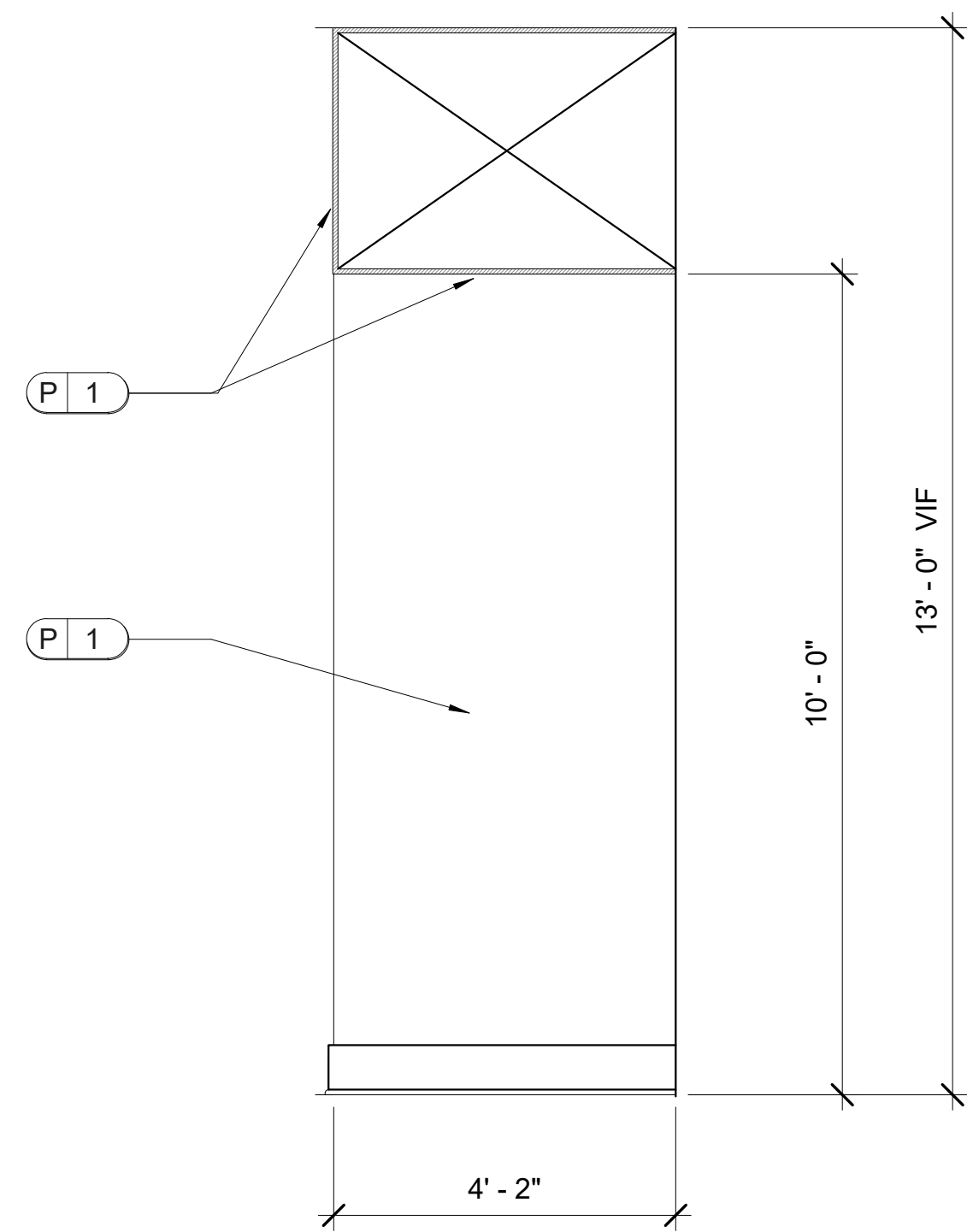
MARK at TALLAHASSEE PHASE III BLDG. C

TALLAHASSEE, FL

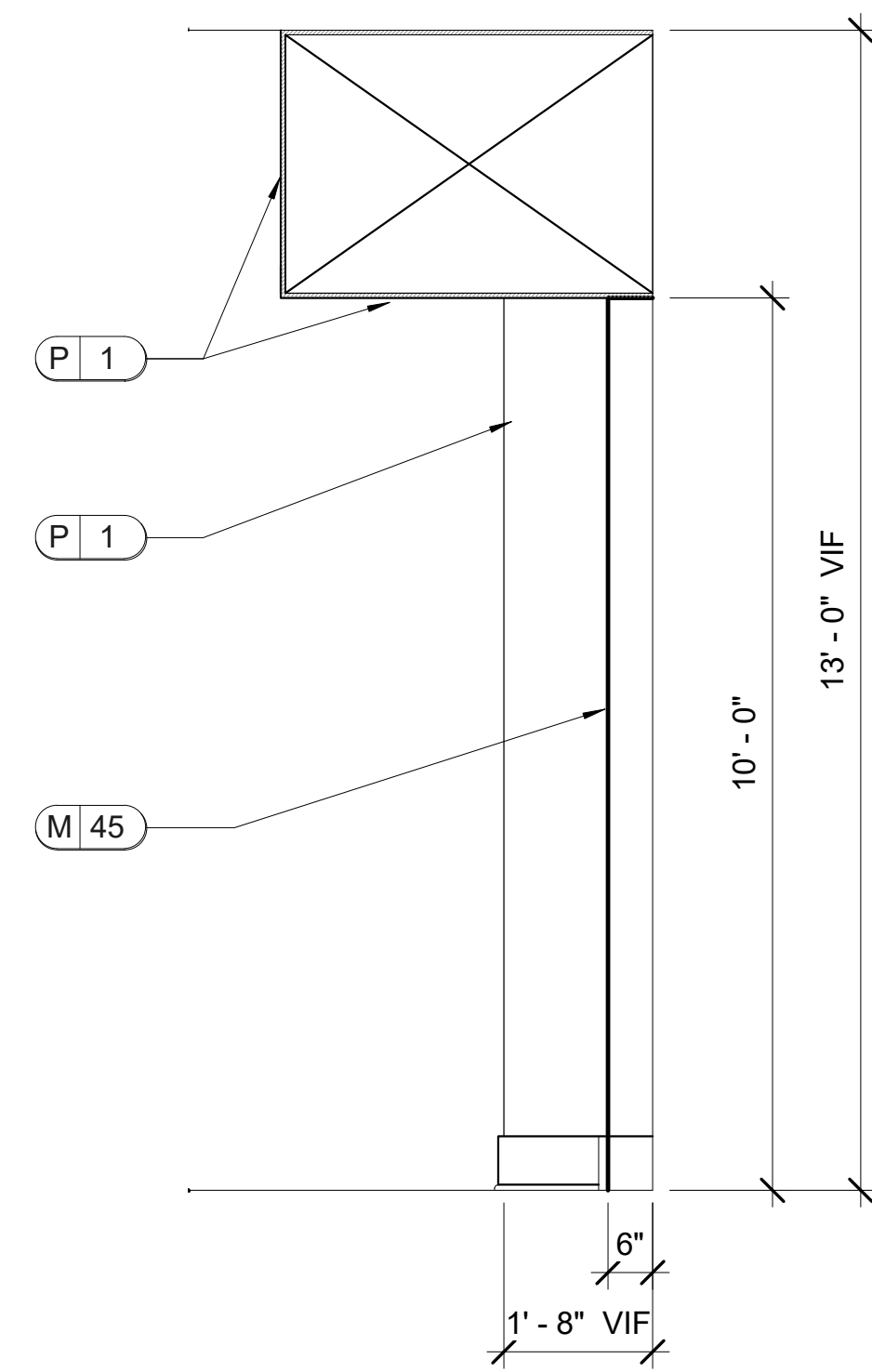
LANDMARK PROPERTIES



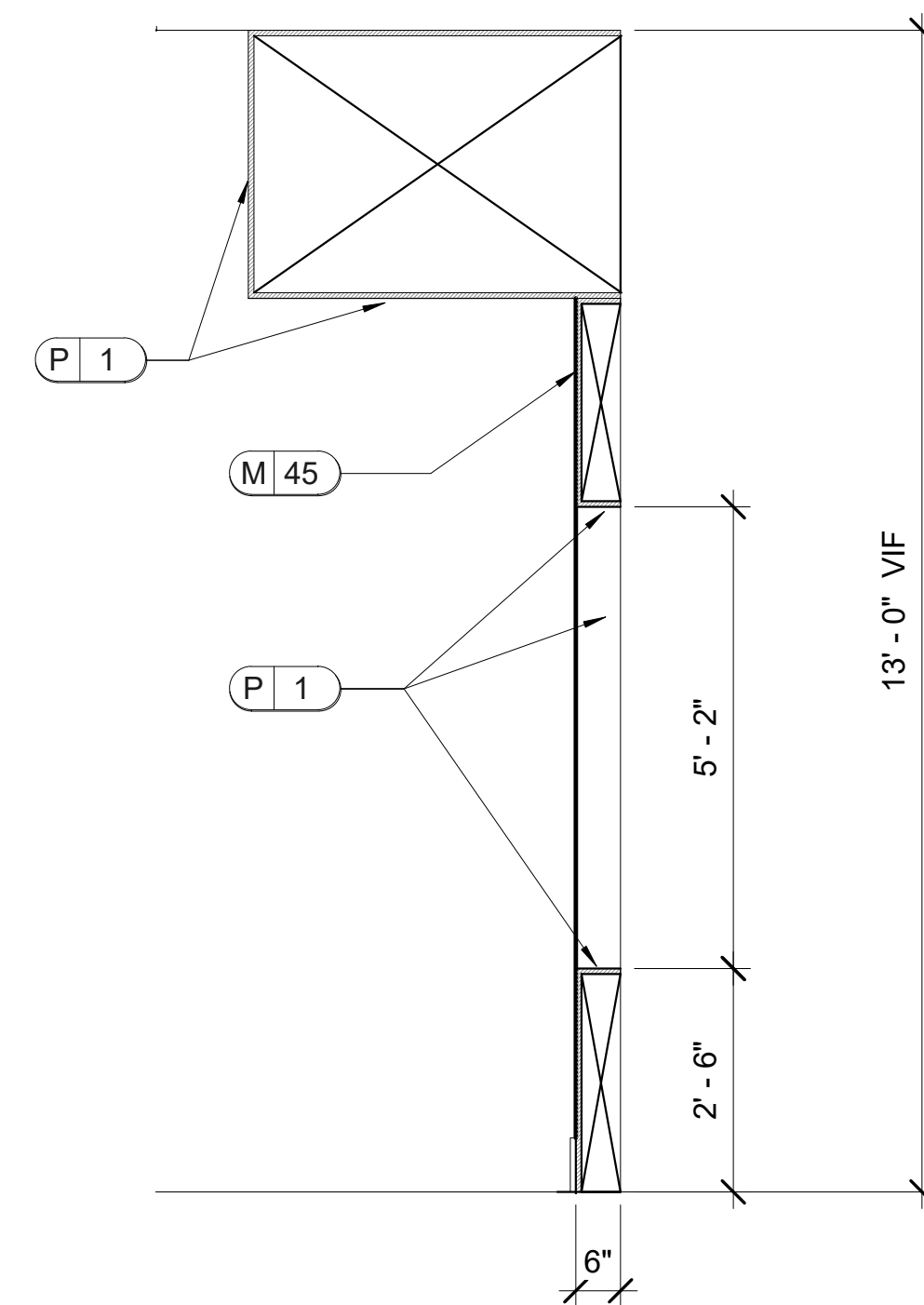
P3.1 SECTION
ID.615 SCALE: 1/2" = 1'-0"



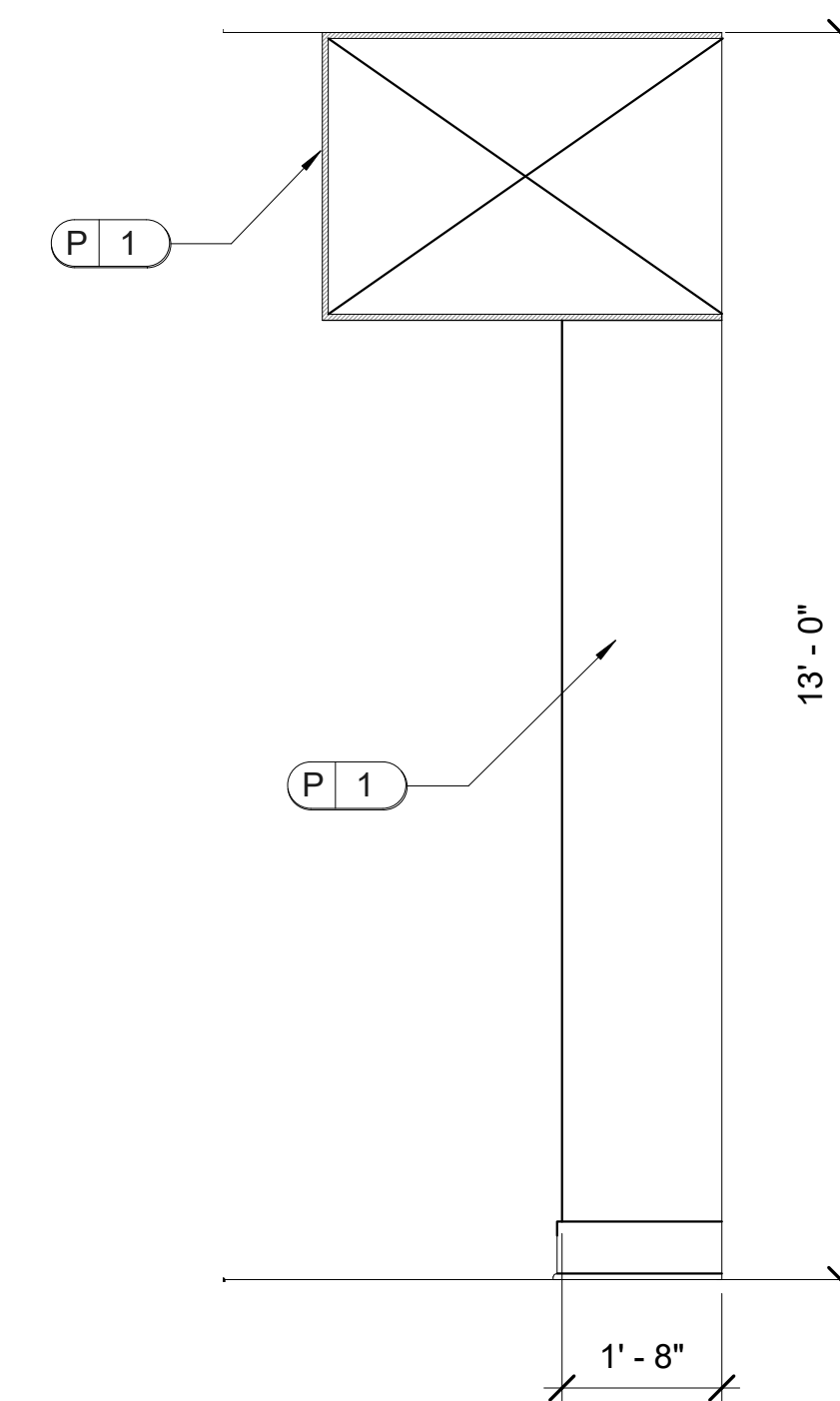
P3.2 SECTION
ID.615 SCALE: 1/2" = 1'-0"



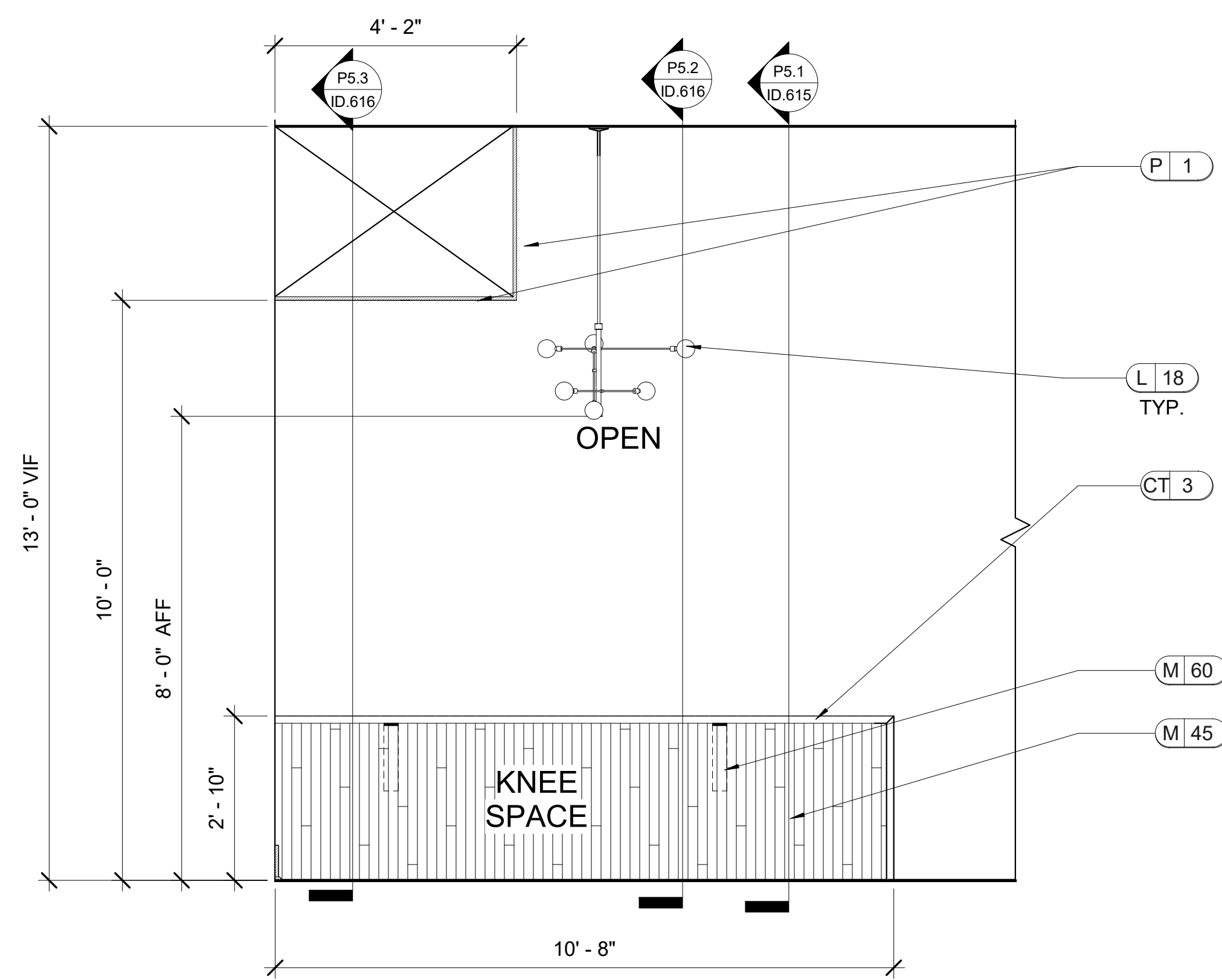
P3.3 SECTION
ID.615 SCALE: 1/2" = 1'-0"



P3.4 SECTION
ID.615 SCALE: 1/2" = 1'-0"

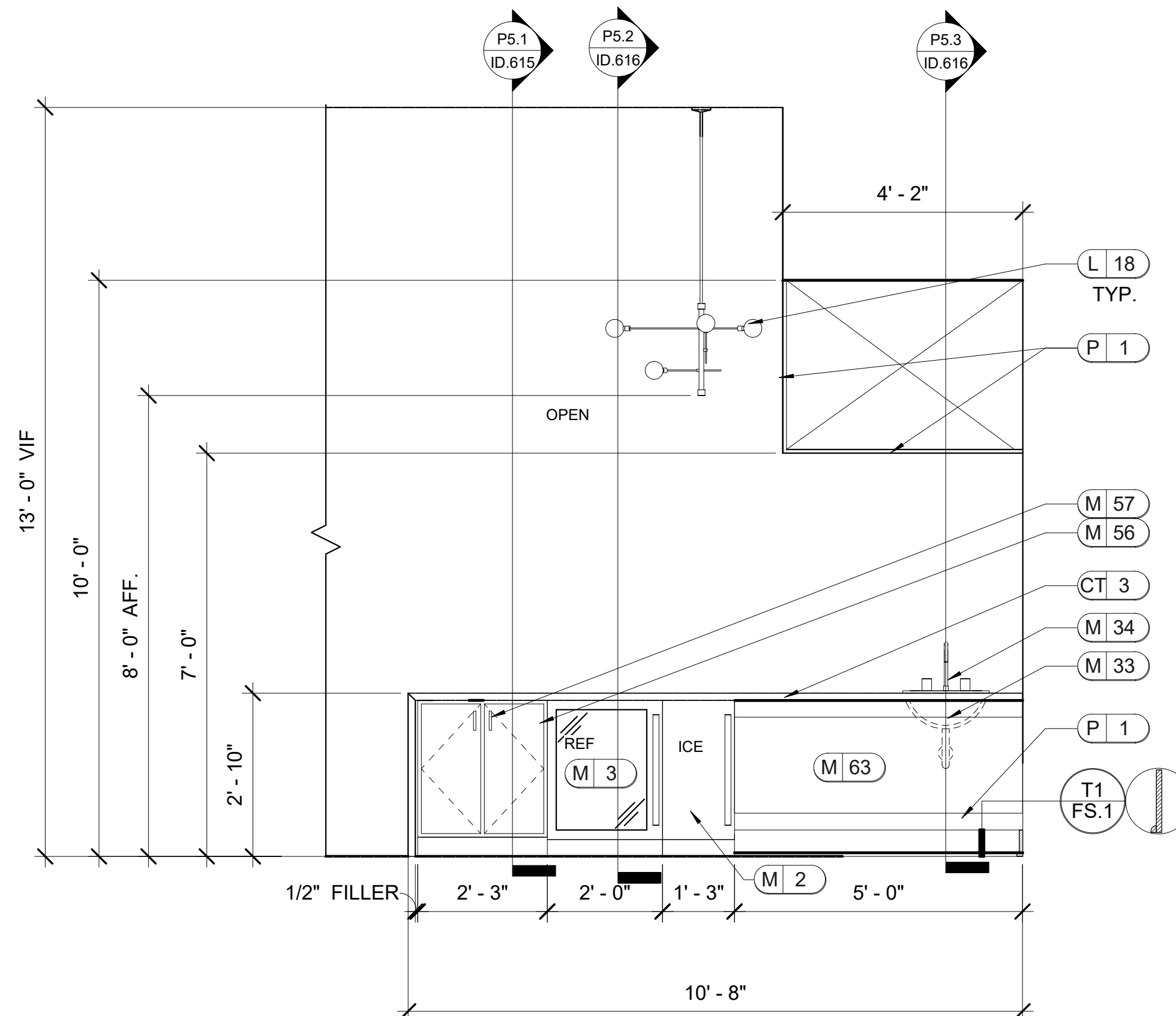


P3.5 SECTION
ID.615 SCALE: 1/2" = 1'-0"



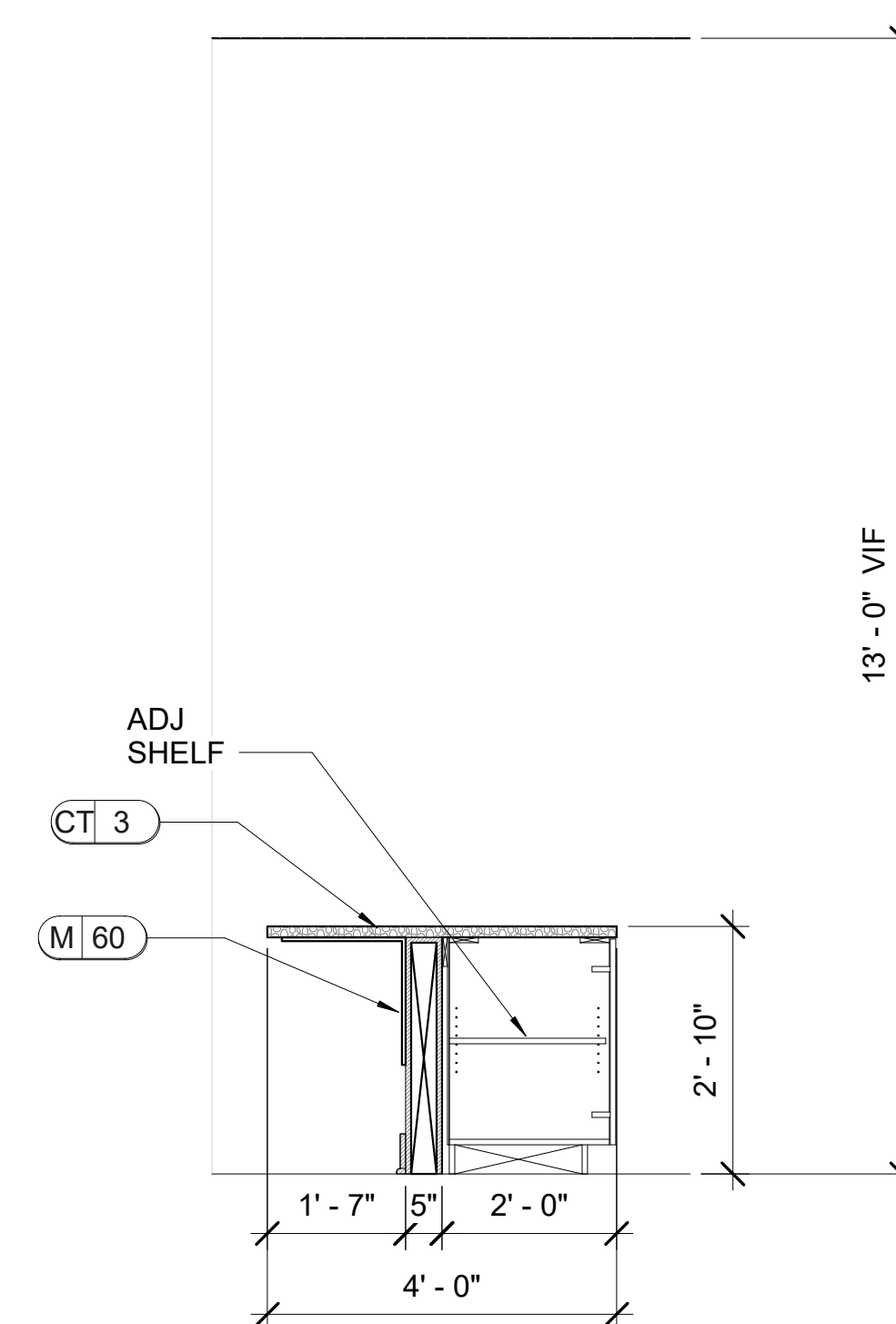
P4 CLUBROOM
ID.615 SCALE: 1/2" = 1'-0"

NOTE: 1. USE HIDDEN SUPPORT BRACKET M60 FOR SUPPORT AS NEEDED, MUST BE INSTALLED PRIOR TO INSTALLATION OF DRYWALL AND WITH REQUIRED BLOCKING.
3. MITER ALL EDGES OF M45.
4. REFER TO ID.203A FOR LIGHTING LOCATION.



P5 CLUBROOM
ID.615 SCALE: 1/2" = 1'-0"

NOTE: 1. ALL TRIM TO BE PAINTED P2.
2. REFER TO ID. 203A FOR LIGHTING LOCATION.



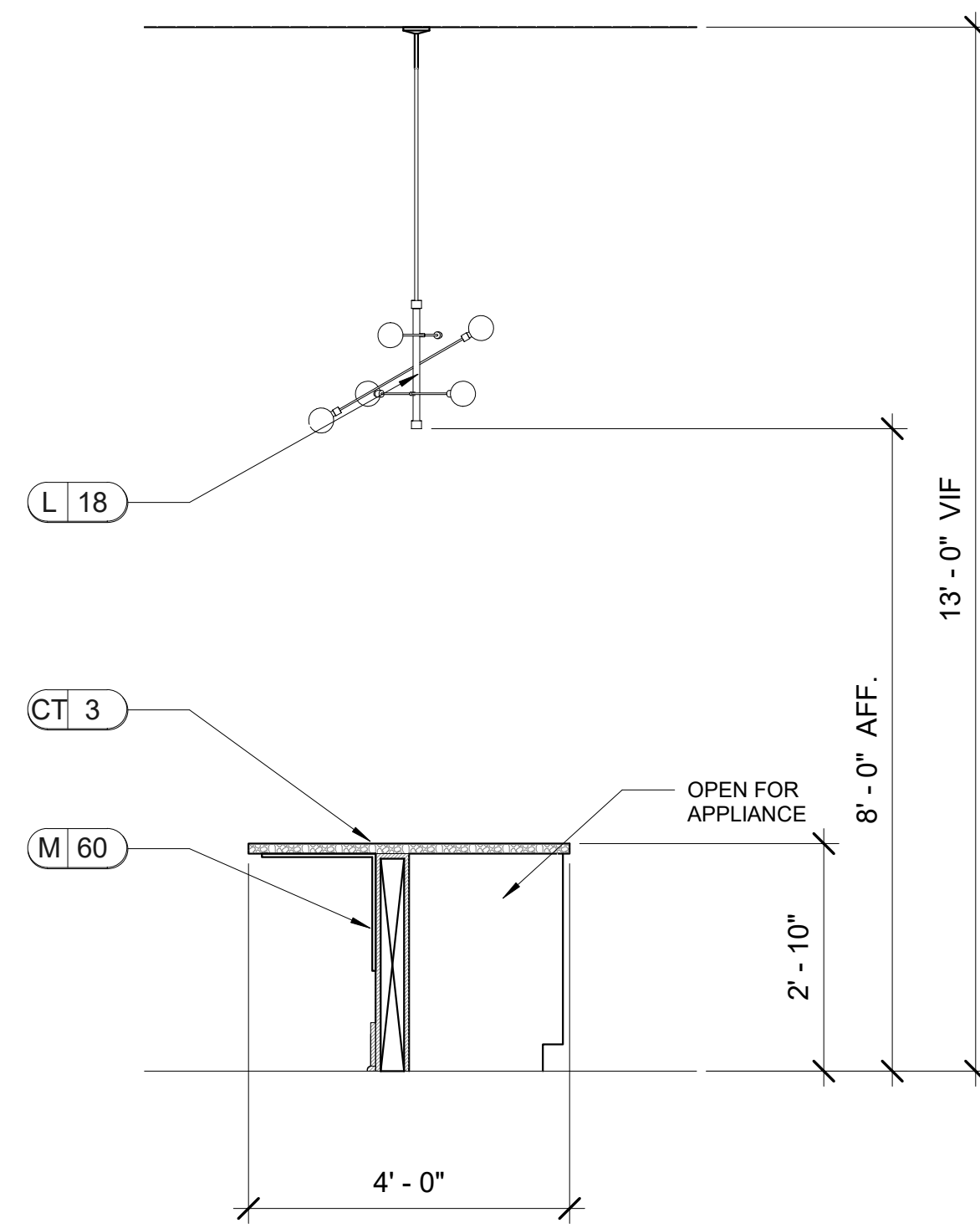
P5.1 SECTION
ID.615 SCALE: 1/2" = 1'-0"

LEASING/ AMENITIES
 MARK at TALLAHASSEE PHASE III BLDG. C
 TALLAHASSEE, FL
 LANDMARK PROPERTIES

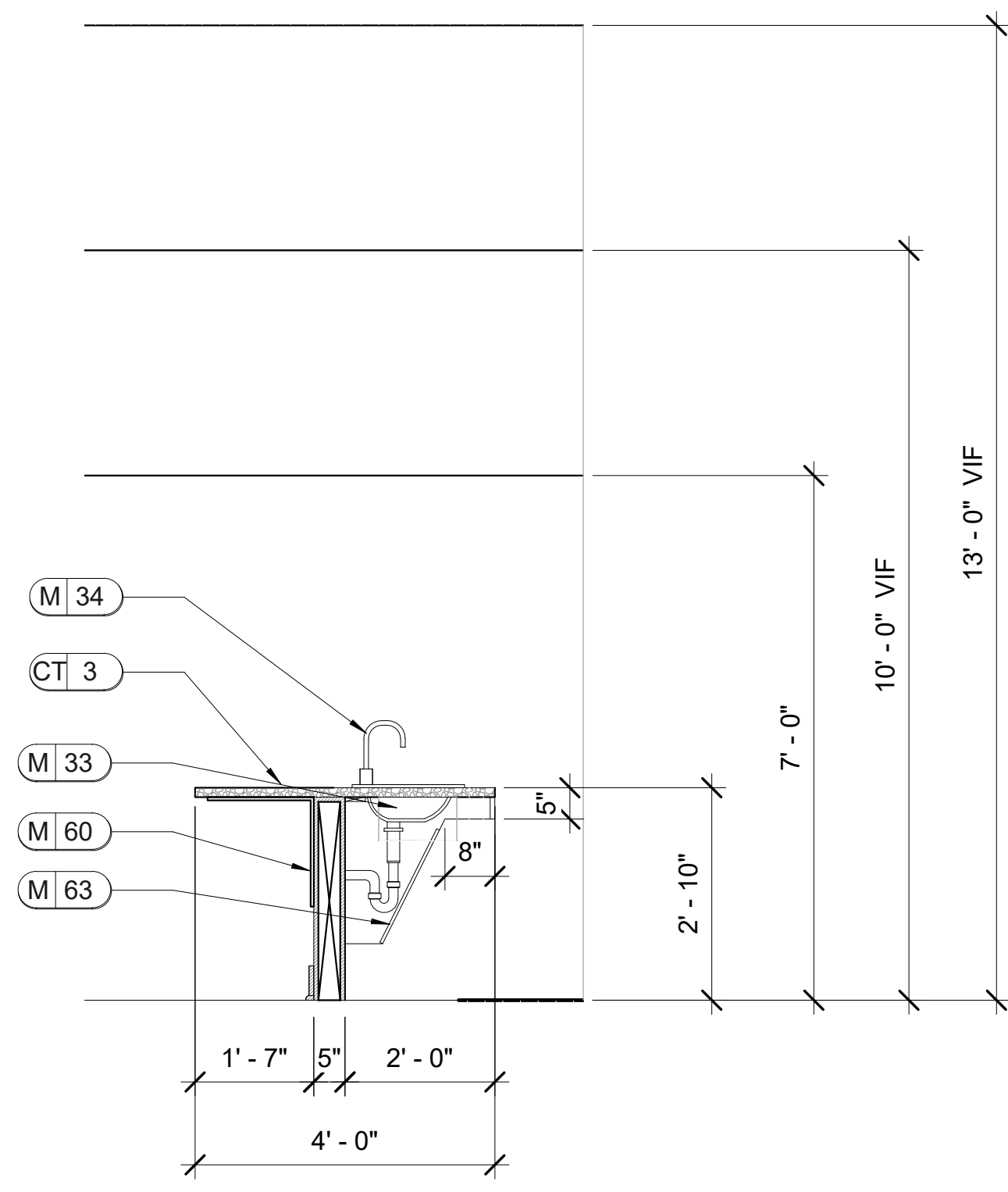
DIR.	REV.	DATE	REMARK

RELEASED FOR CONSTRUCTION	BEGIN DATE: 04.12.23
	RELEASE DATE: 06.28.23
	DESIGNER: JW
	CAD DESIGNER: TP
	REVIEWED BY: JW, TP, MDG

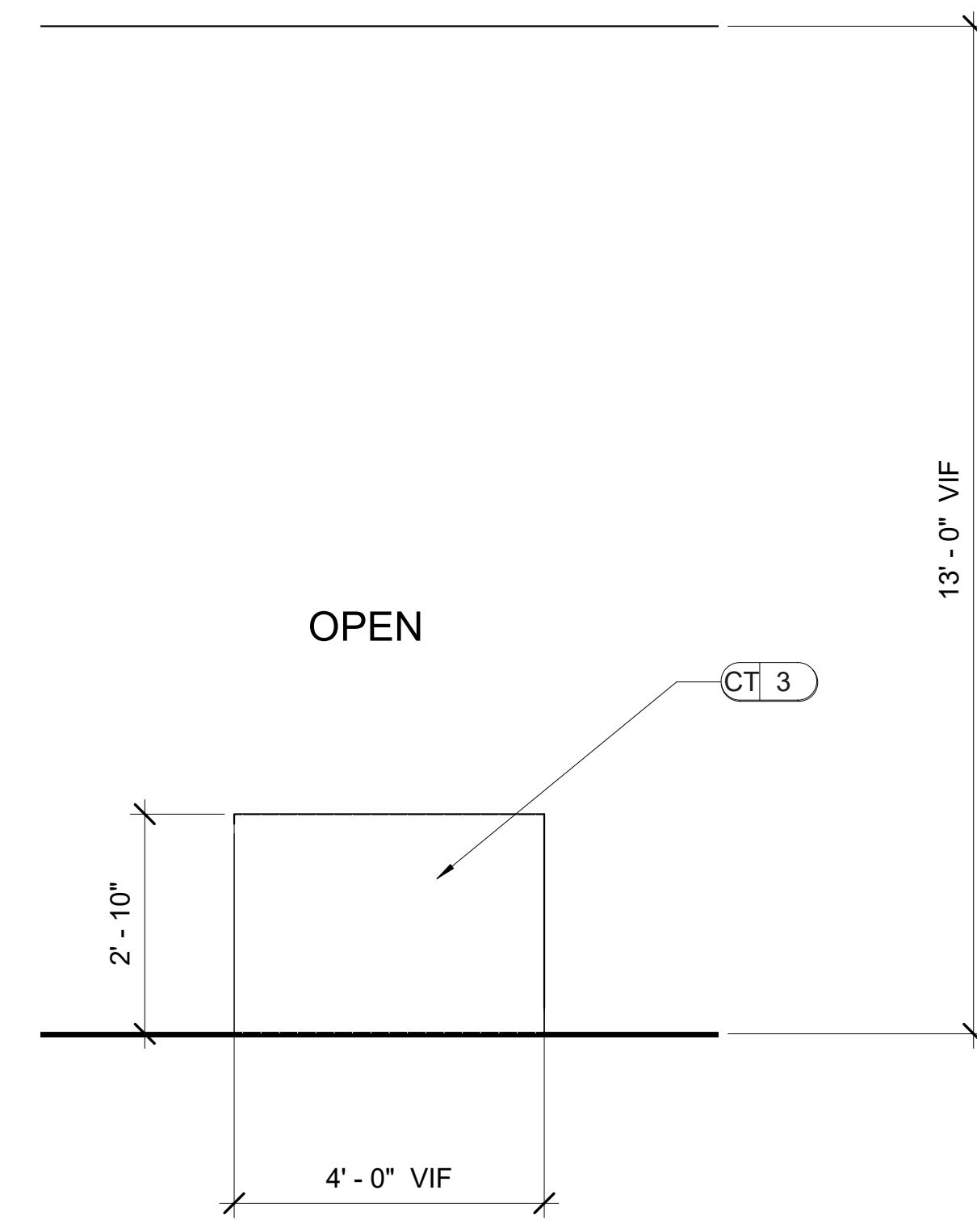
JOB # : 22593-C
TITLE: INTERIOR ELEVATIONS AND DETAILS
SHEET: ID.615



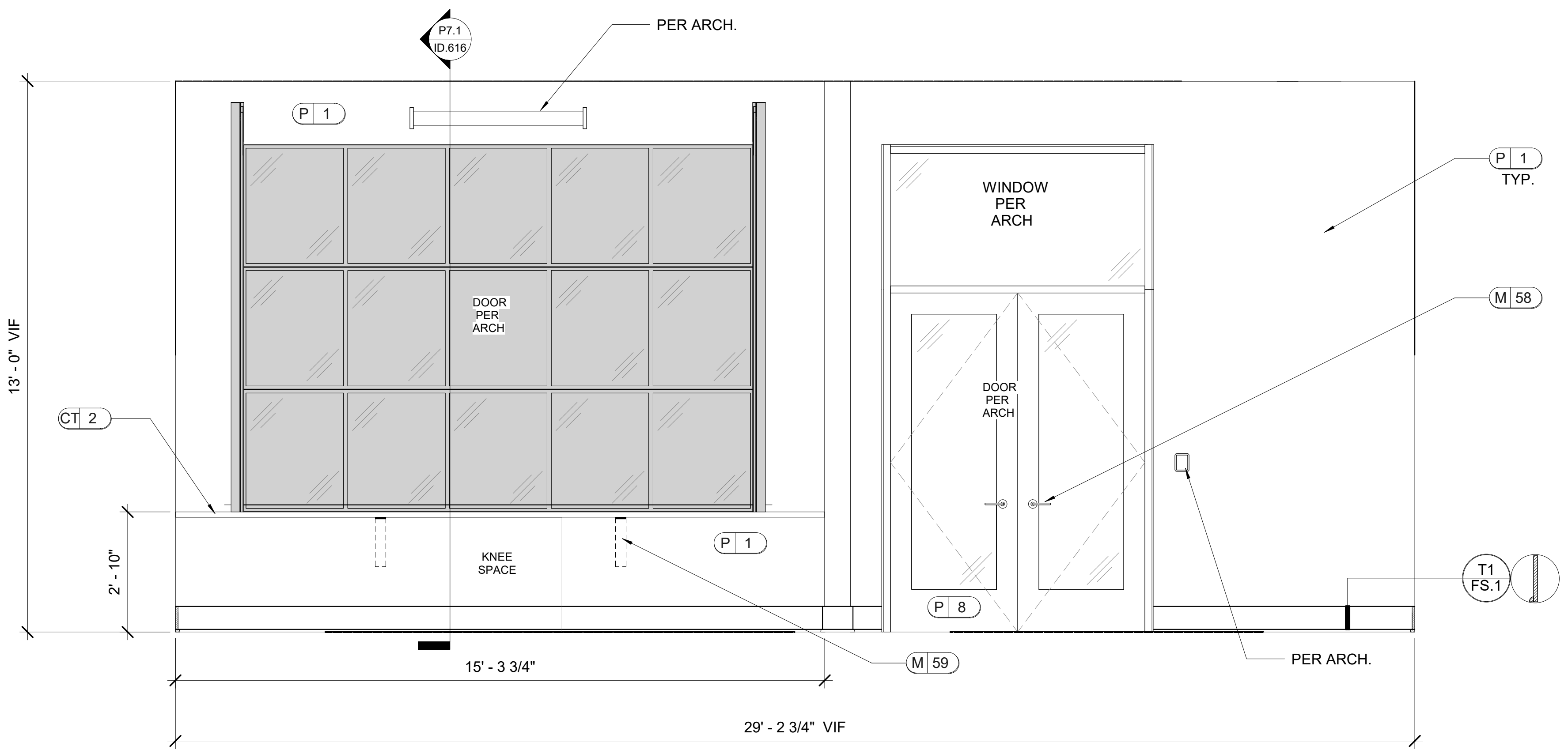
P5.2 SECTION
ID.616 SCALE: 1/2" = 1'-0"



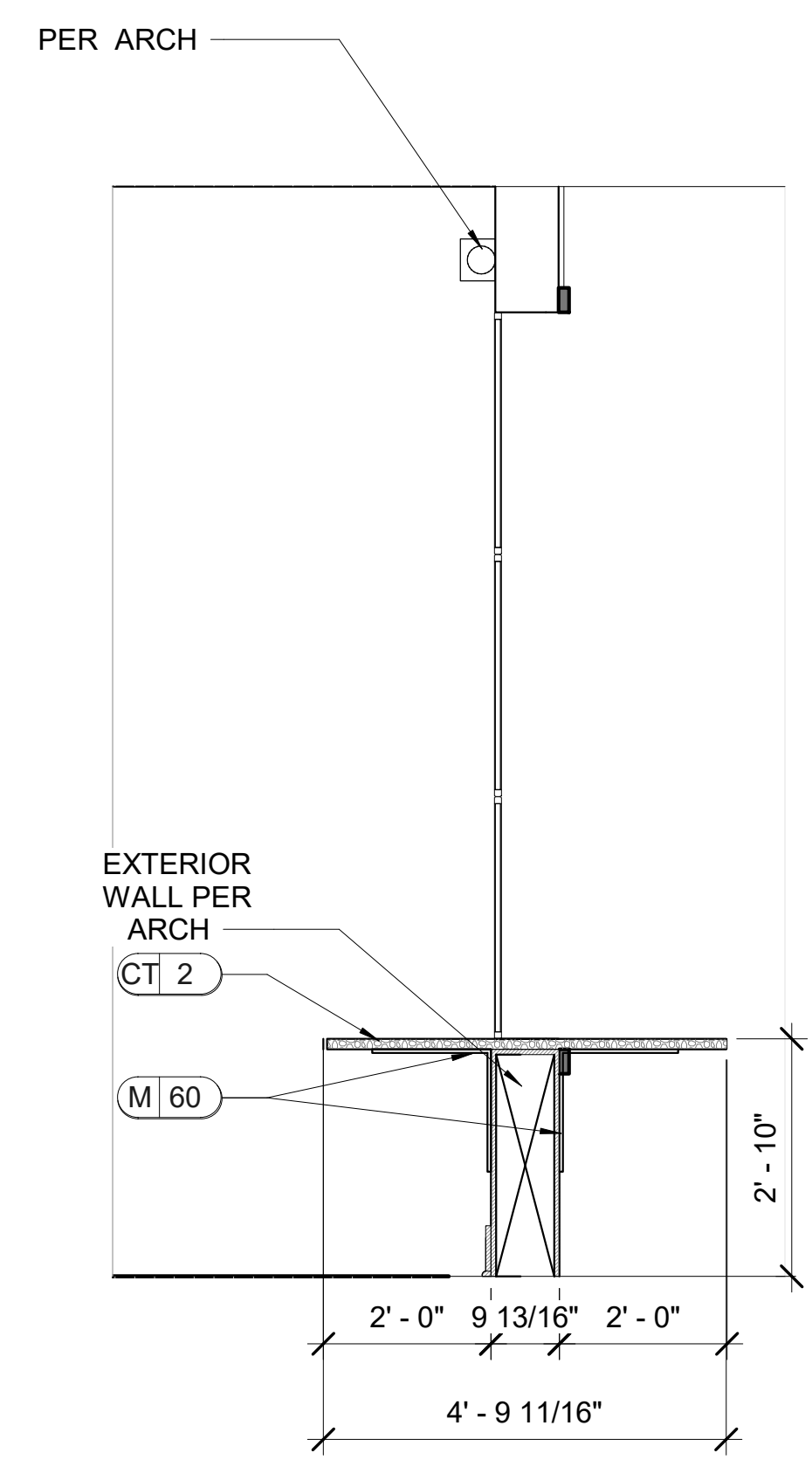
P5.3 SECTION
ID.616 SCALE: 1/2" = 1'-0"



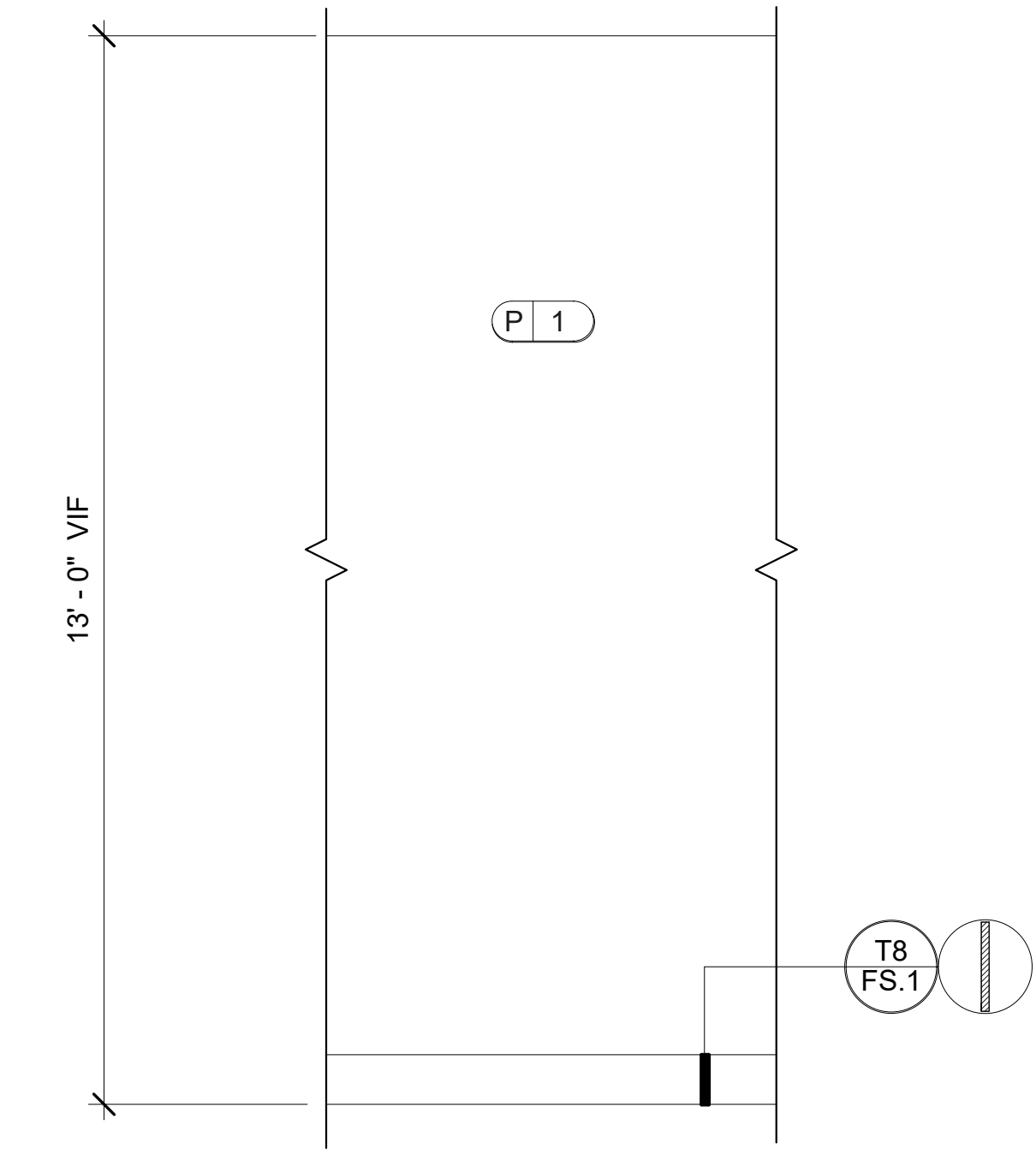
P6 CLUBROOM
ID.616 SCALE: 1/2" = 1'-0"
NOTE: USE M# FOR SUPPORT AS NEEDED.



P7 CLUBROOM
ID.616 SCALE: 1/2" = 1'-0"
NOTE: ALL TRIM TO BE PAINTED P2.



P7.1 SECTION
ID.616 SCALE: 1/2" = 1'-0"



P8 CLUBROOM
ID.616 SCALE: 1/2" = 1'-0"
NOTE: ALL TRIM TO BE PAINTED P2.

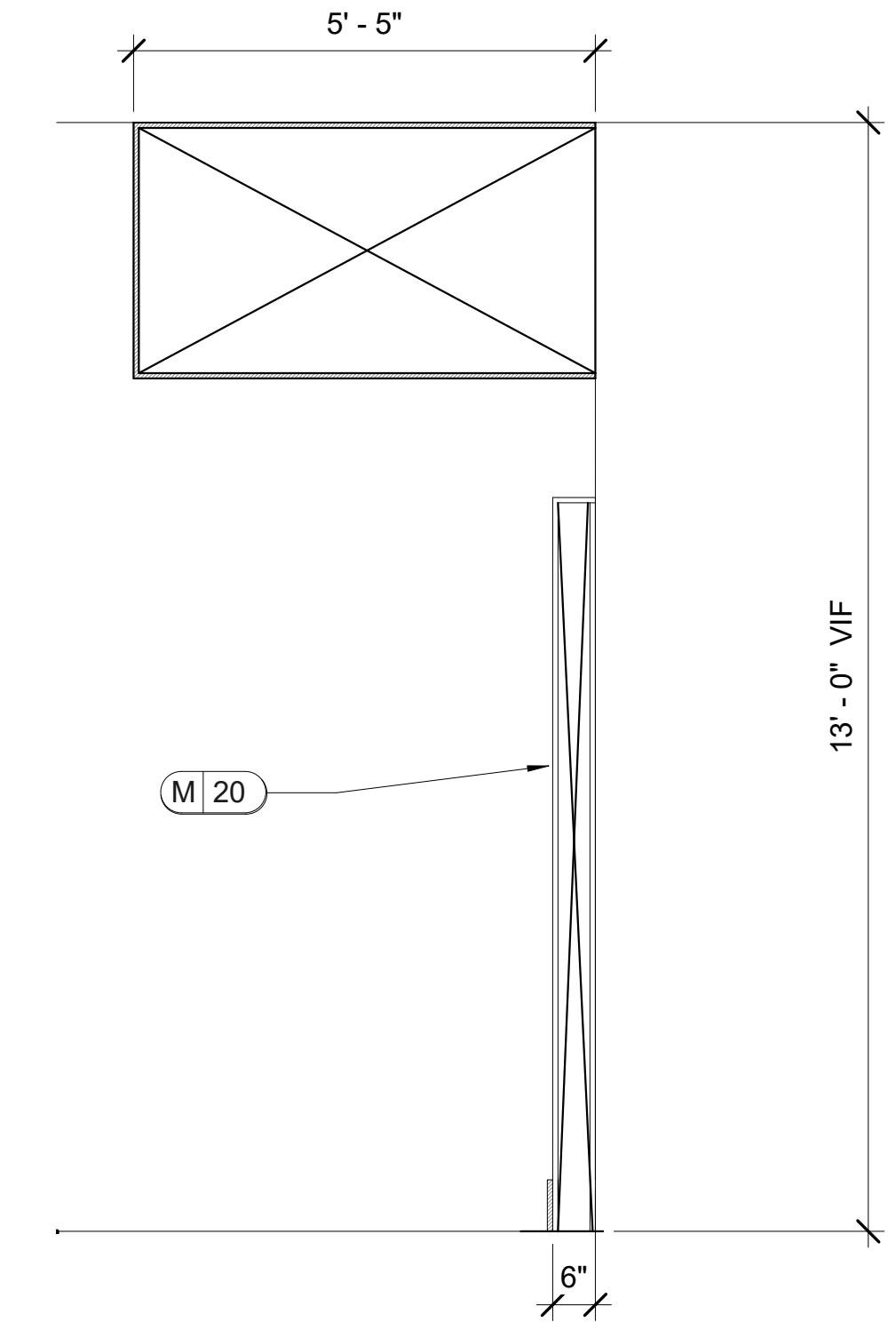
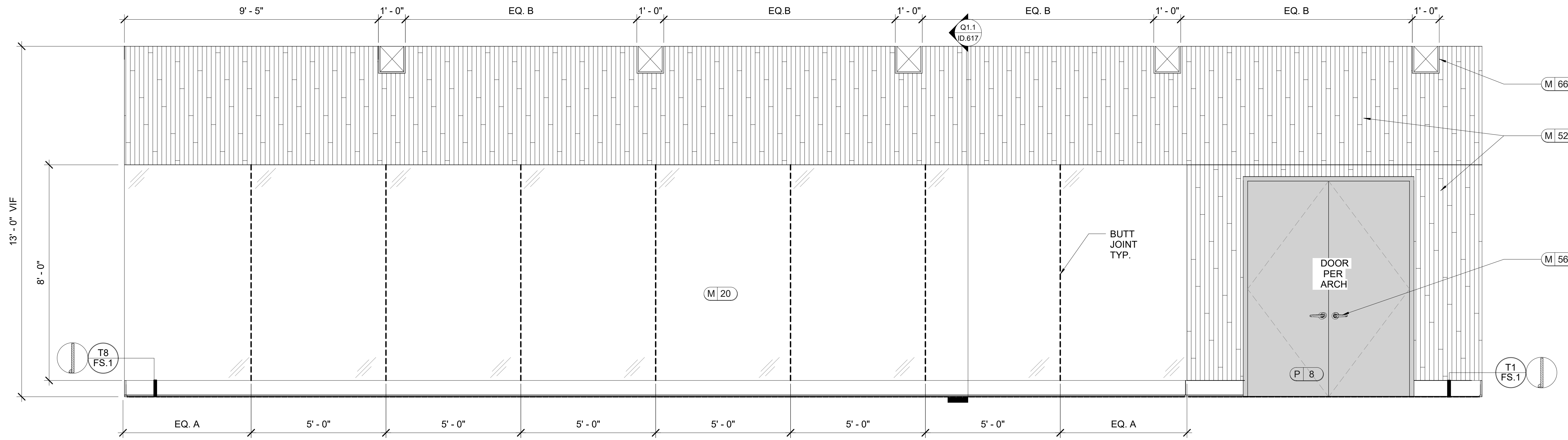
LEASING/ AMENITIES
MARK at TALLAHASSEE PHASE III BLDG. C
TALLAHASSEE, FL
LANDMARK PROPERTIES

DESIGN ENVIRONMENTS
DESIGN & LIFE
Alamy (Stock) (Design) (Creative) (See Facing)
Healthy (Material) (Wall) (Frame) (Interior) (See Facing) (See Facing) (See Facing)
This Drawing is the property of Design Environments and may not be reproduced or used without their written permission.

DIR.	REV.	DATE	REMARK

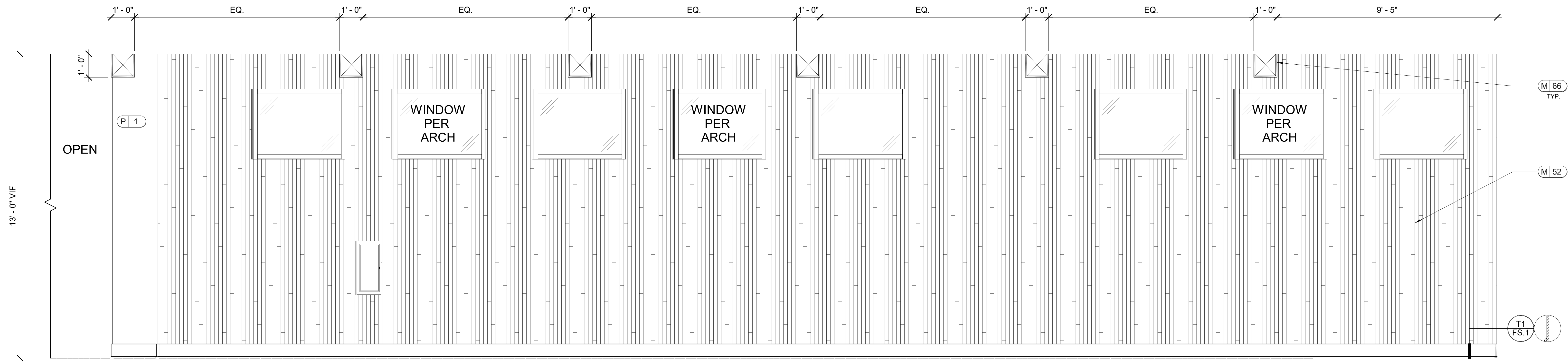
RELEASED FOR CONSTRUCTION	BEGIN DATE: 04.12.23
	RELEASE DATE: 06.28.23
	DESIGNER: JW
	CAD DESIGNER: TP
	REVIEWED BY: JW, TP, MDG

JOB #: 22593-C
TITLE: INTERIOR ELEVATIONS AND DETAILS
SHEET: ID.616



Q1 FITNESS
 ID.617
 SCALE: 1/2" = 1'-0"
 NOTE: 1. ALL TRIM TO BE PAINTED P2.
 2. WALL TO BE SMOOTH FINISH.

Q1.1 SECTION
 ID.617
 SCALE: 1/2" = 1'-0"



Q2 FITNESS
 ID.617
 SCALE: 1/2" = 1'-0"
 NOTE: 1. ALL TRIM TO BE PAINTED P2.
 2. WALL TO BE SMOOTH FINISH.

LEASING/ AMENITIES
 MARK at TALLAHASSEE PHASE III BLDG. C
 TALLAHASSEE, FL
 LANDMARK PROPERTIES

DR.	REV.	DATE	REMARK	HR/S

RELEASED FOR CONSTRUCTION	BEGIN DATE:	04.12.23
	RELEASE DATE:	06.28.23
	DESIGNER:	JW
	CAD DESIGNER:	TP
	REVIEWED BY:	JW, TP, MDG

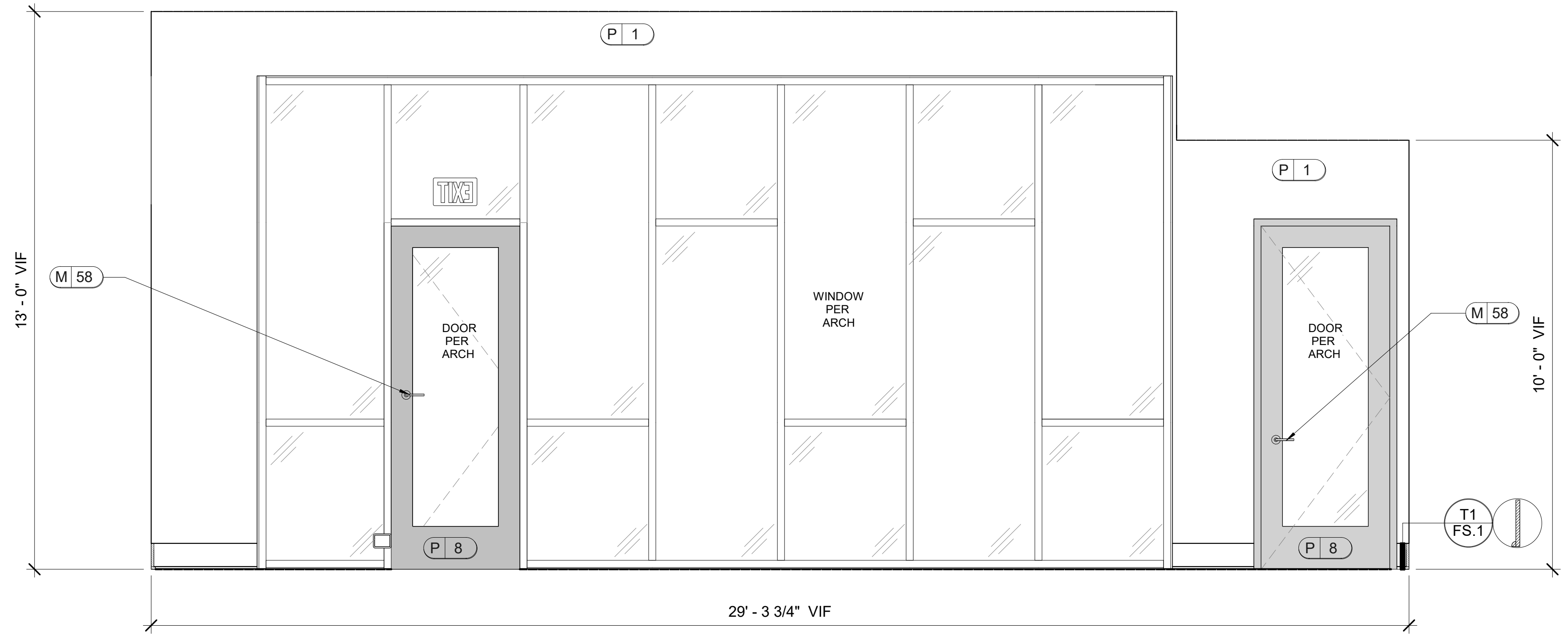
JOB # :	22593-C
TITLE:	INTERIOR ELEVATIONS AND DETAILS
SHEET:	ID.617

LEASING/ AMENITIES
 MARK at TALLAHASSEE PHASE III BLDG. C
 TALLAHASSEE, FL
 LANDMARK PROPERTIES

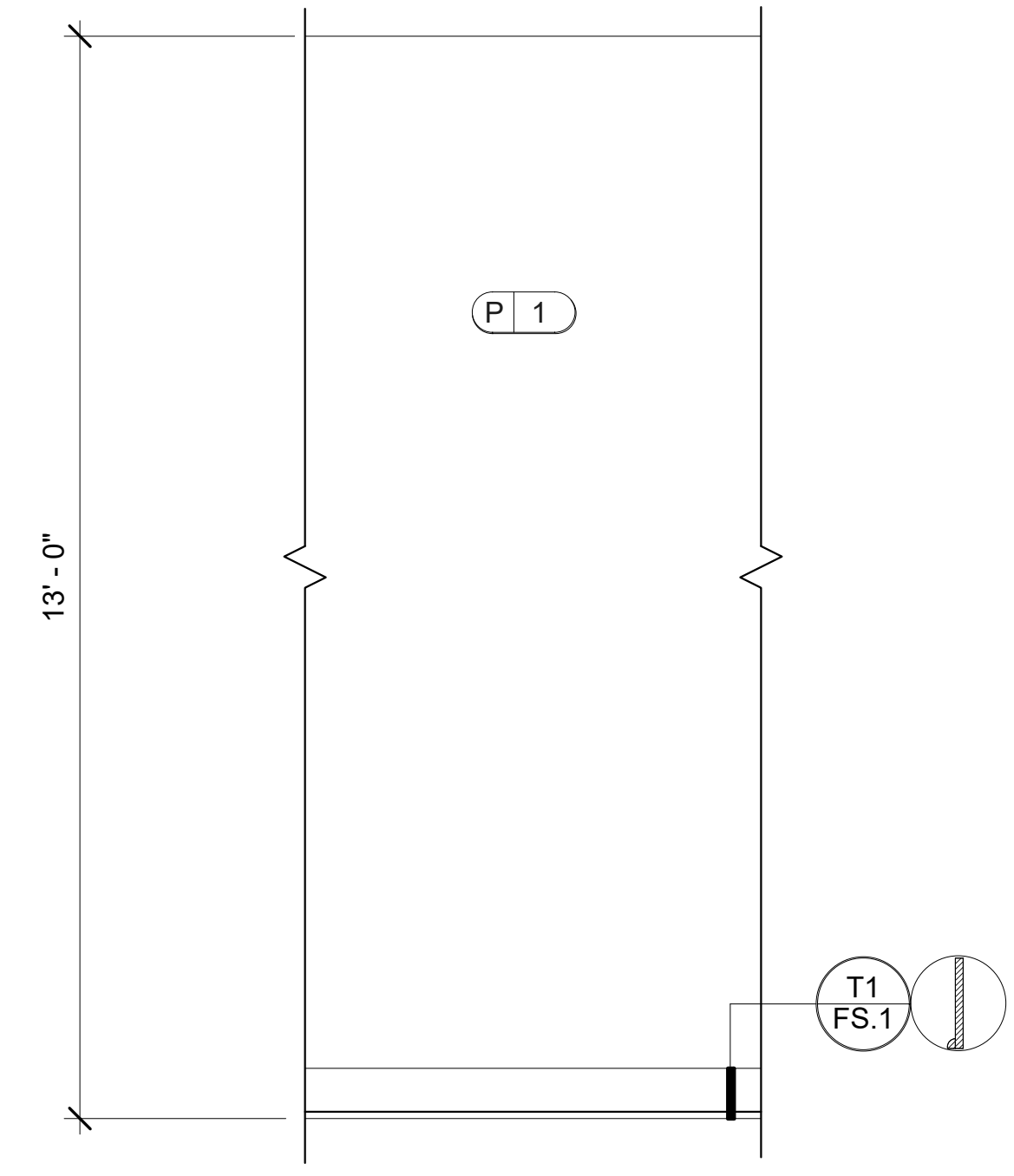
DR.	REV.	DATE	REMARK

RELEASED FOR CONSTRUCTION	
BEGIN DATE:	04.12.23
RELEASE DATE:	06.28.23
DESIGNER:	JW
CAD DESIGNER:	TP
REVIEWED BY:	JW,TP,MDG

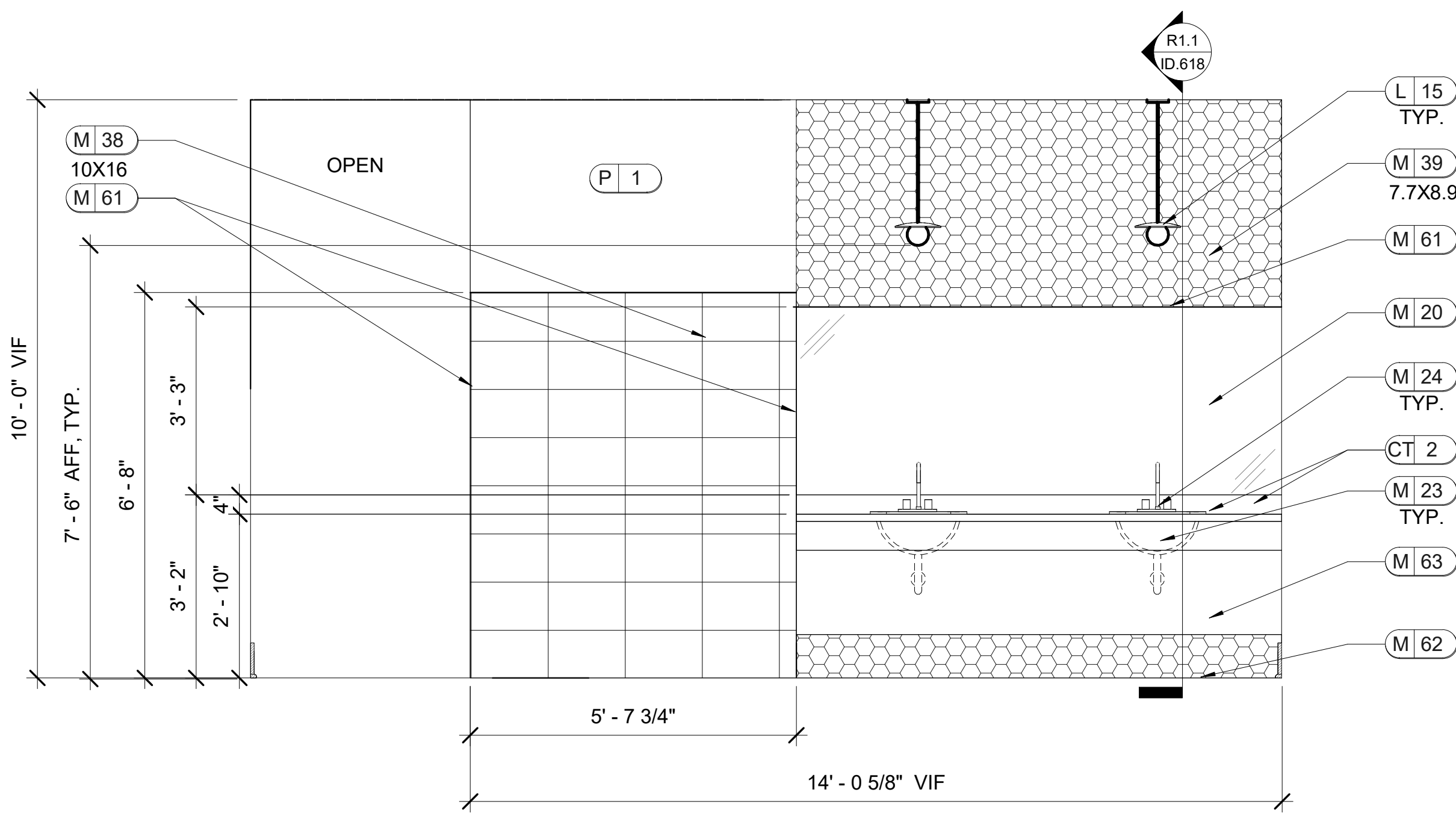
JOB # :	22593-C
TITLE:	INTERIOR ELEVATIONS AND DETAILS
SHEET:	ID.618



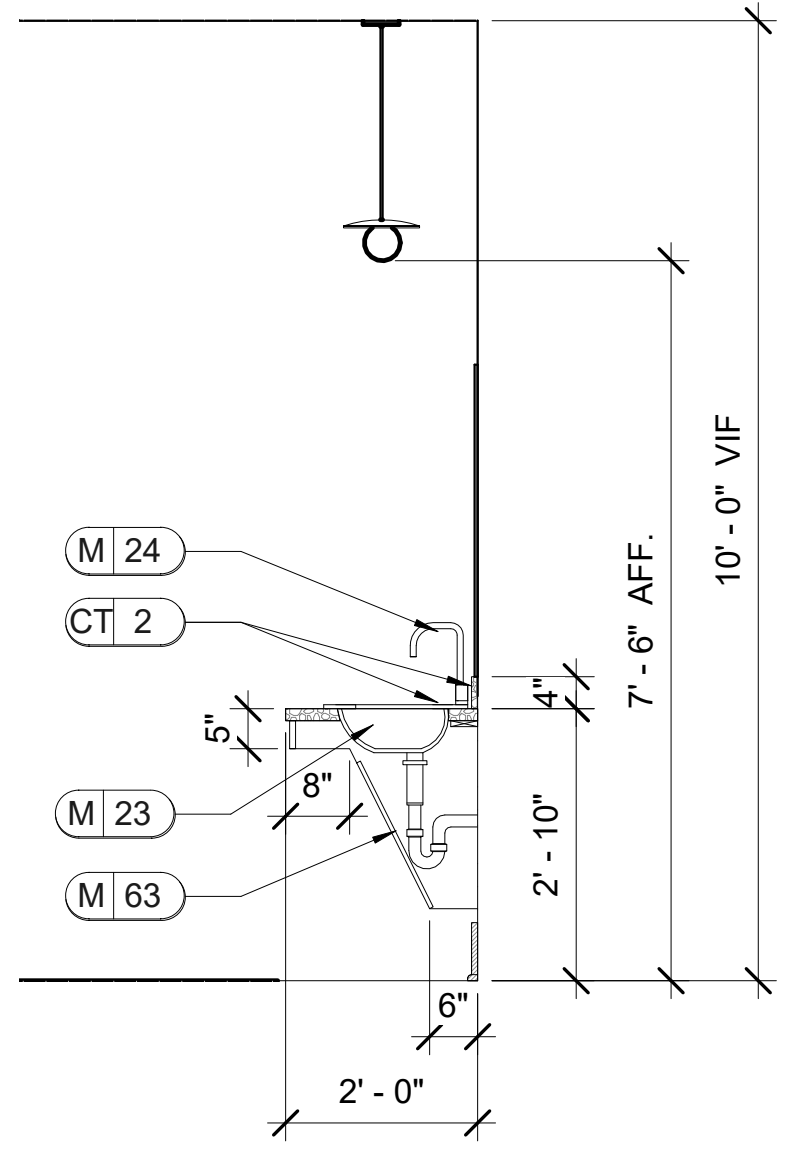
Q3 FITNESS
 ID.618
 SCALE: 1/2" = 1'-0"
 NOTE: ALL TRIM TO BE PAINTED P2.



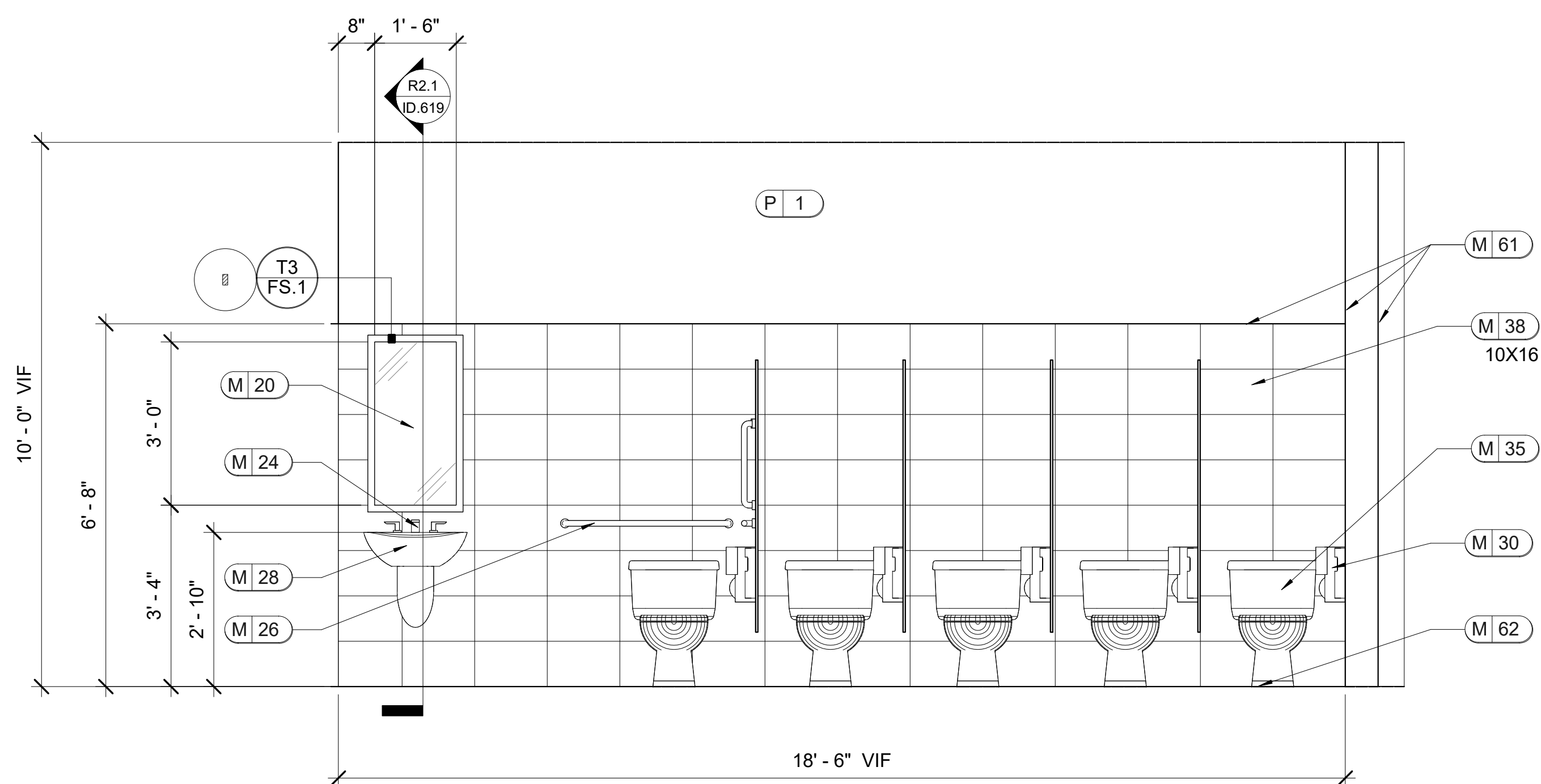
Q4 FITNESS TYP.
 ID.618
 SCALE: 1/2" = 1'-0"
 NOTE: ALL TRIM TO BE PAINTED P2.



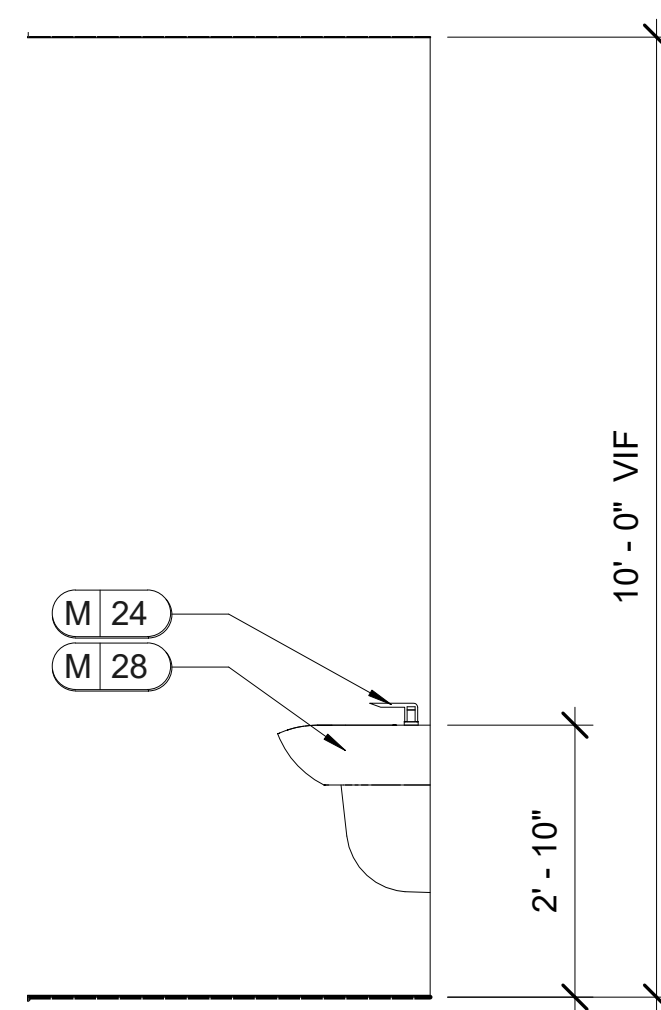
R1 WOMEN'S
 ID.618
 SCALE: 1/2" = 1'-0"
 NOTE: REFER TO ID.203A FOR LIGHTING LOCATIONS



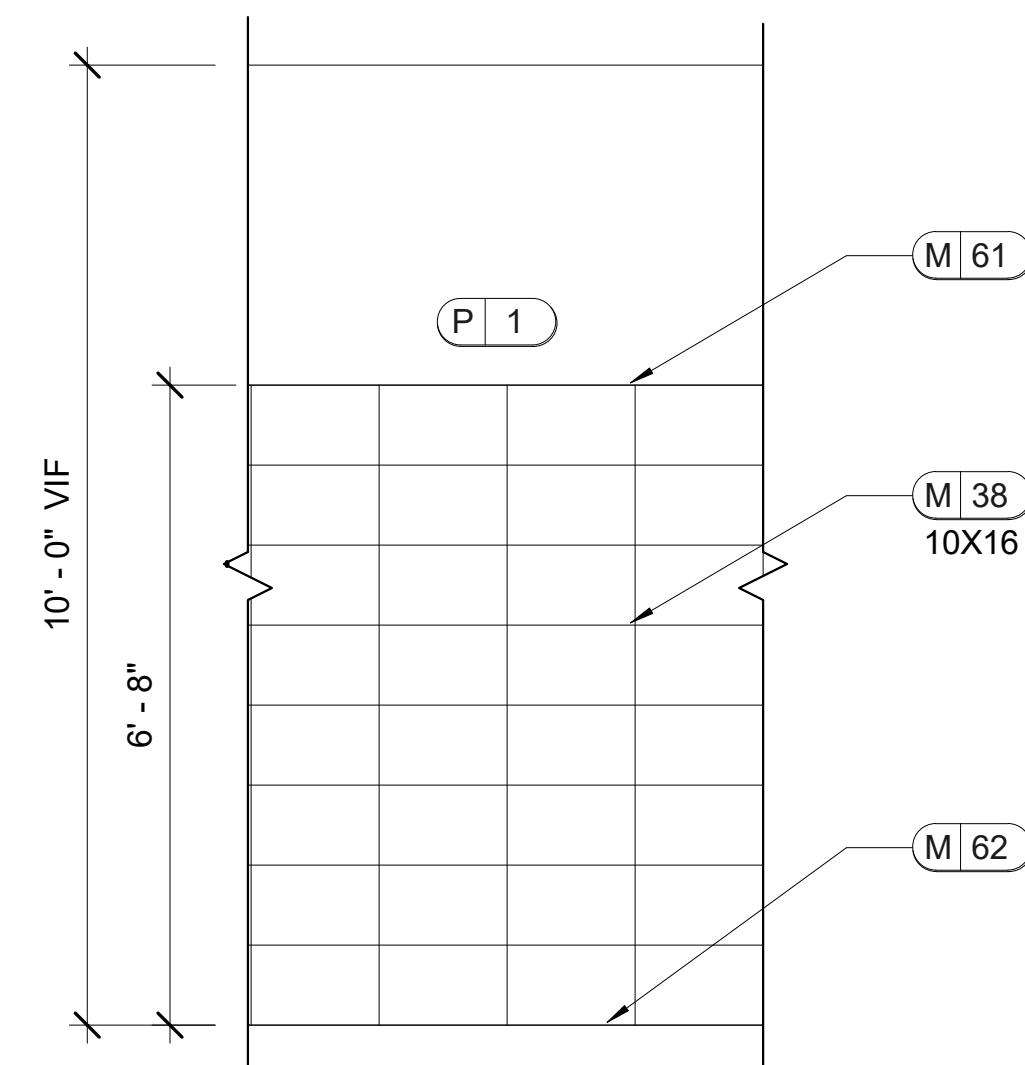
R1.1 SECTION
 ID.618
 SCALE: 1/2" = 1'-0"



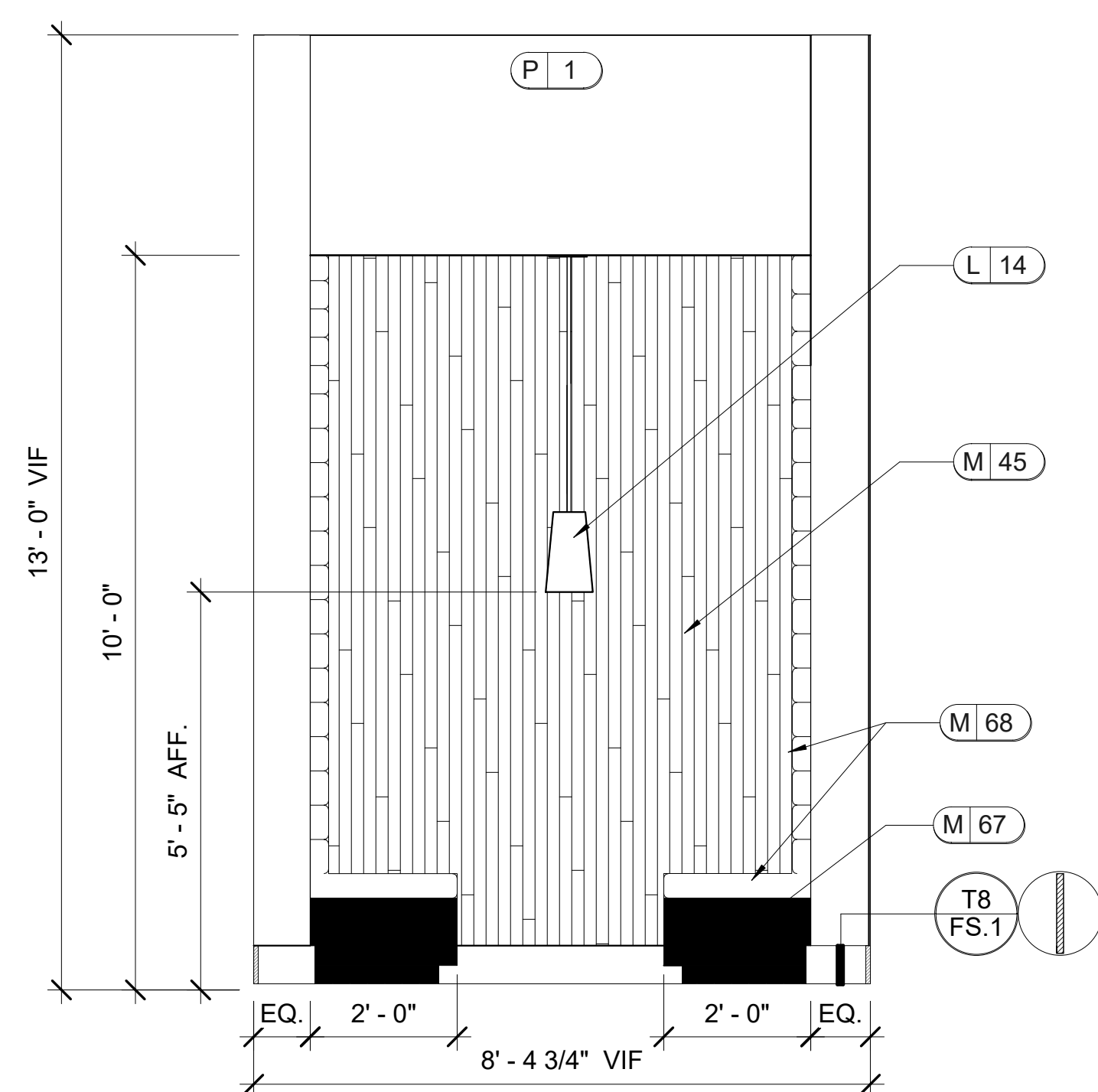
R2 WOMEN'S
 ID.619
 SCALE: 1/2" = 1'-0"
 NOTE: ALL TRIM TO BE PAINTED P2.



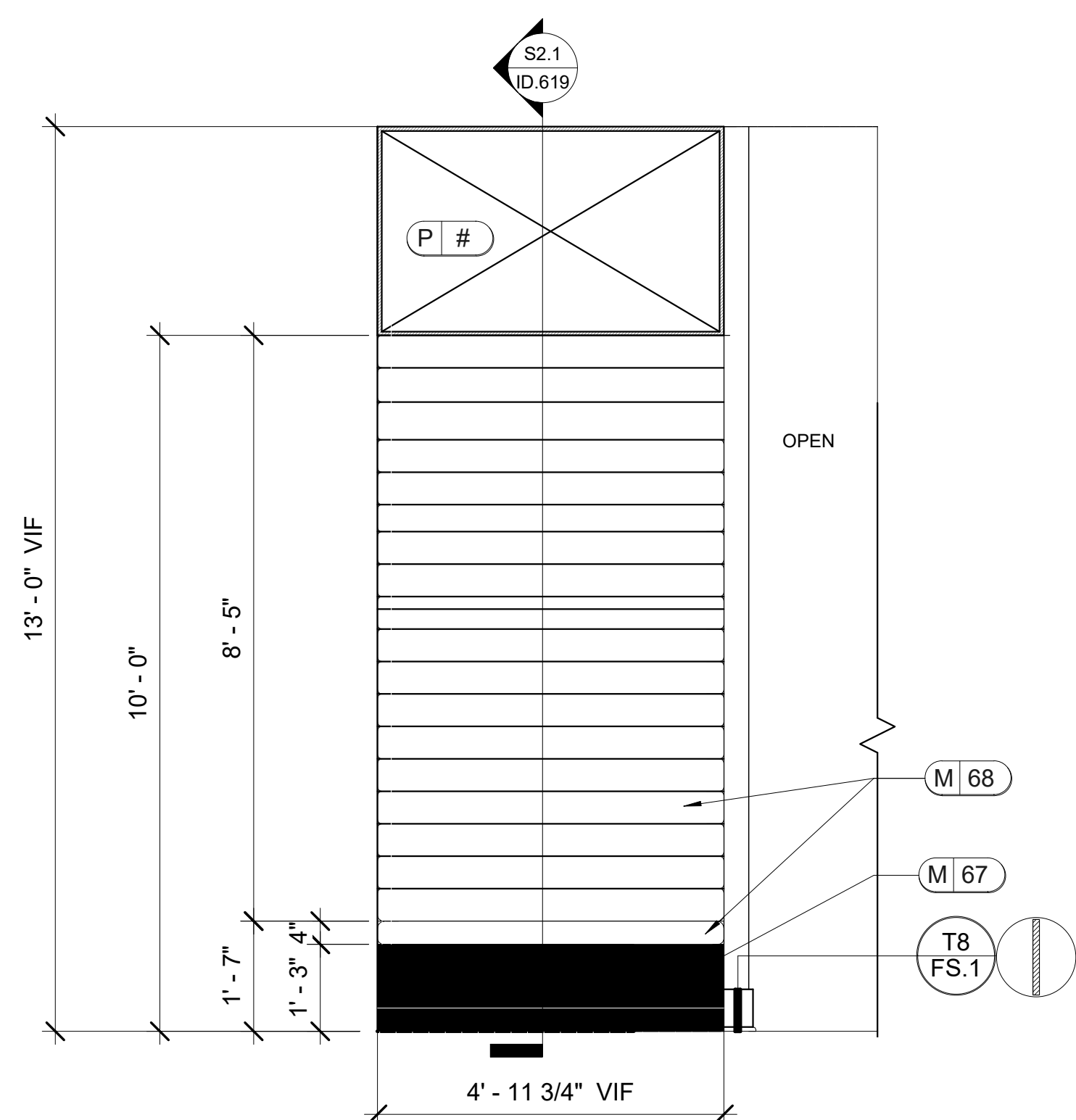
R2.1 SECTION
 ID.619
 SCALE: 1/2" = 1'-0"



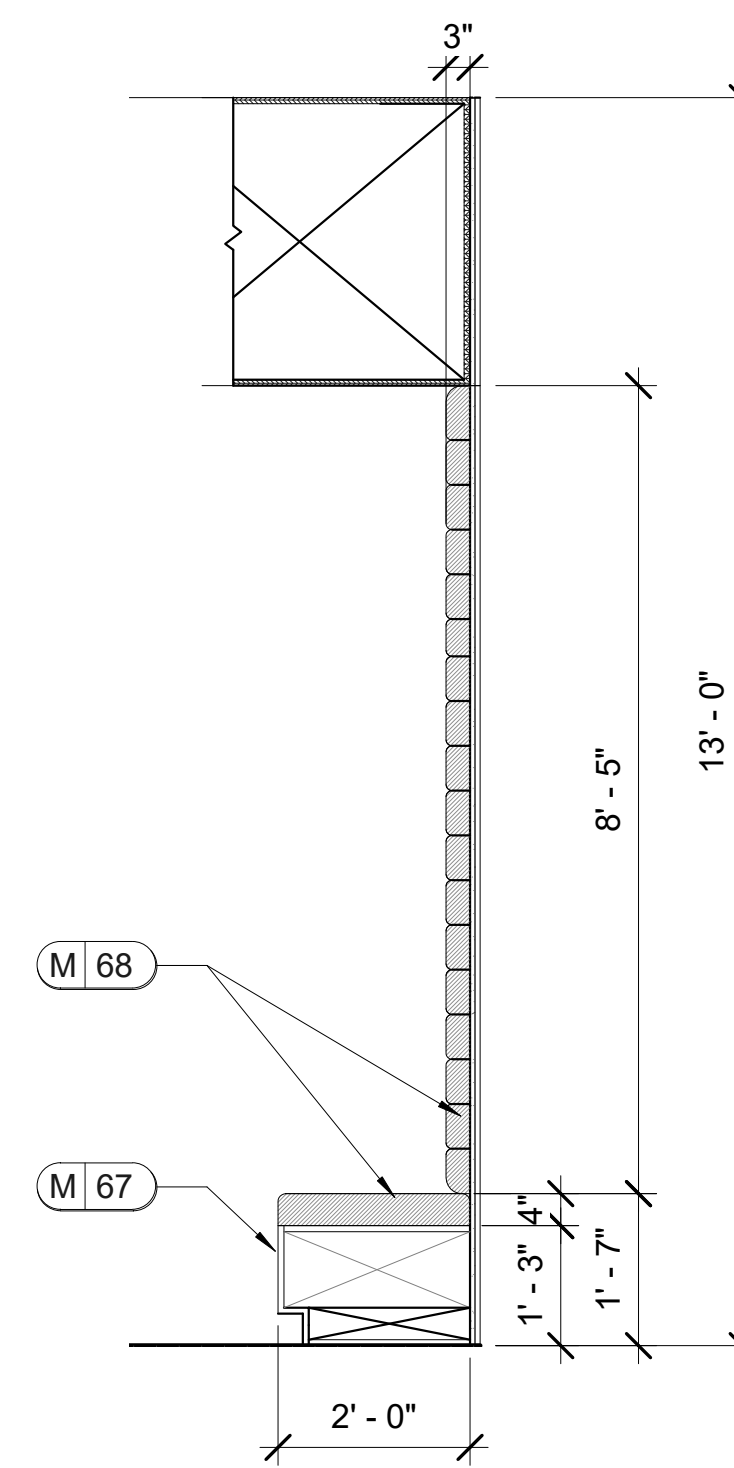
R3 WOMEN'S TYP.
 ID.619
 SCALE: 1/2" = 1'-0"



S1 COLLABORATION
 ID.619
 SCALE: 1/2" = 1'-0"
 NOTE: 1. ALL TRIM TO BE PAINTED P2.
 2. REFER TO ID.203A FOR LIGHTING LOCATIONS.



S2 COLLABORATION
 ID.619
 SCALE: 1/2" = 1'-0"
 NOTE: 1. ALL TRIM TO BE PAINTED P2.
 2. OPPOSITE SIDE IS MIRROR IMAGE.



S2.1 SECTION
 ID.619
 SCALE: 1/2" = 1'-0"

LEASING/ AMENITIES
 MARK at TALLAHASSEE PHASE III BLDG. C
 TALLAHASSEE, FL
 LANDMARK PROPERTIES

DESIGN ENVIRONMENTS
 DESIGN #P_LIFE
 Alami (Owner/ Design Overseer) Ser Francisco
 Joseph (Interior/ Mill Work) Frederick (Seating/ Slabwork)

REVISONS		DATE	REMARK

RELEASED FOR CONSTRUCTION
 BEGIN DATE: 04.12.23
 RELEASE DATE: 06.28.23
 DESIGNER: JW
 CAD DESIGNER: TP
 REVIEWED BY: JW, TP, MDG

JOB #: 22593-C
 TITLE: INTERIOR ELEVATIONS AND DETAILS
 SHEET: ID.619

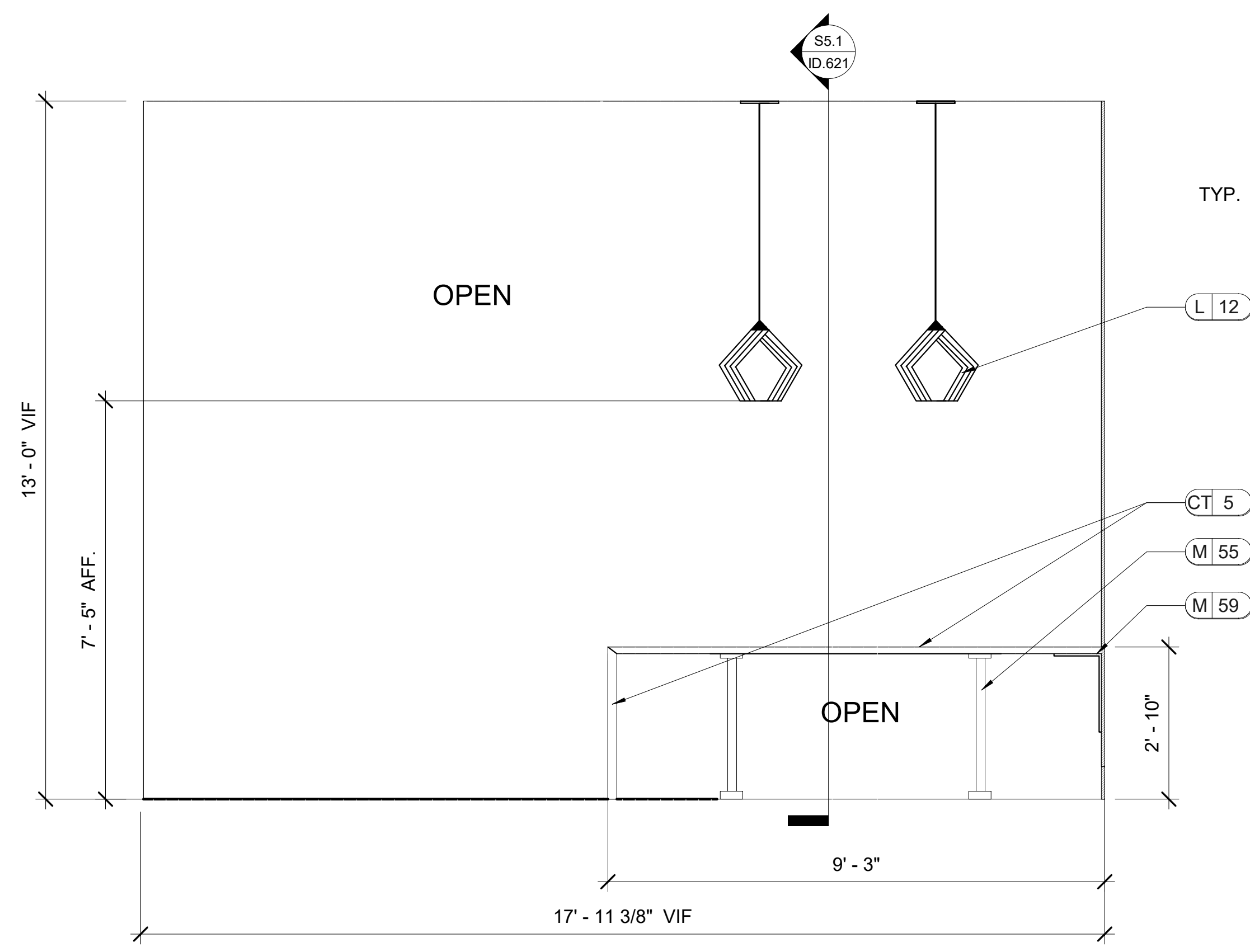
Autodesk Docs://The Mark - Tallahassee/22593-PLAN.R2.rvt 6/28/2023 4:51:56 PM

LEASING/ AMENITIES
 MARK at TALLAHASSEE PHASE III BLDG. C
 TALLAHASSEE, FL
 LANDMARK PROPERTIES

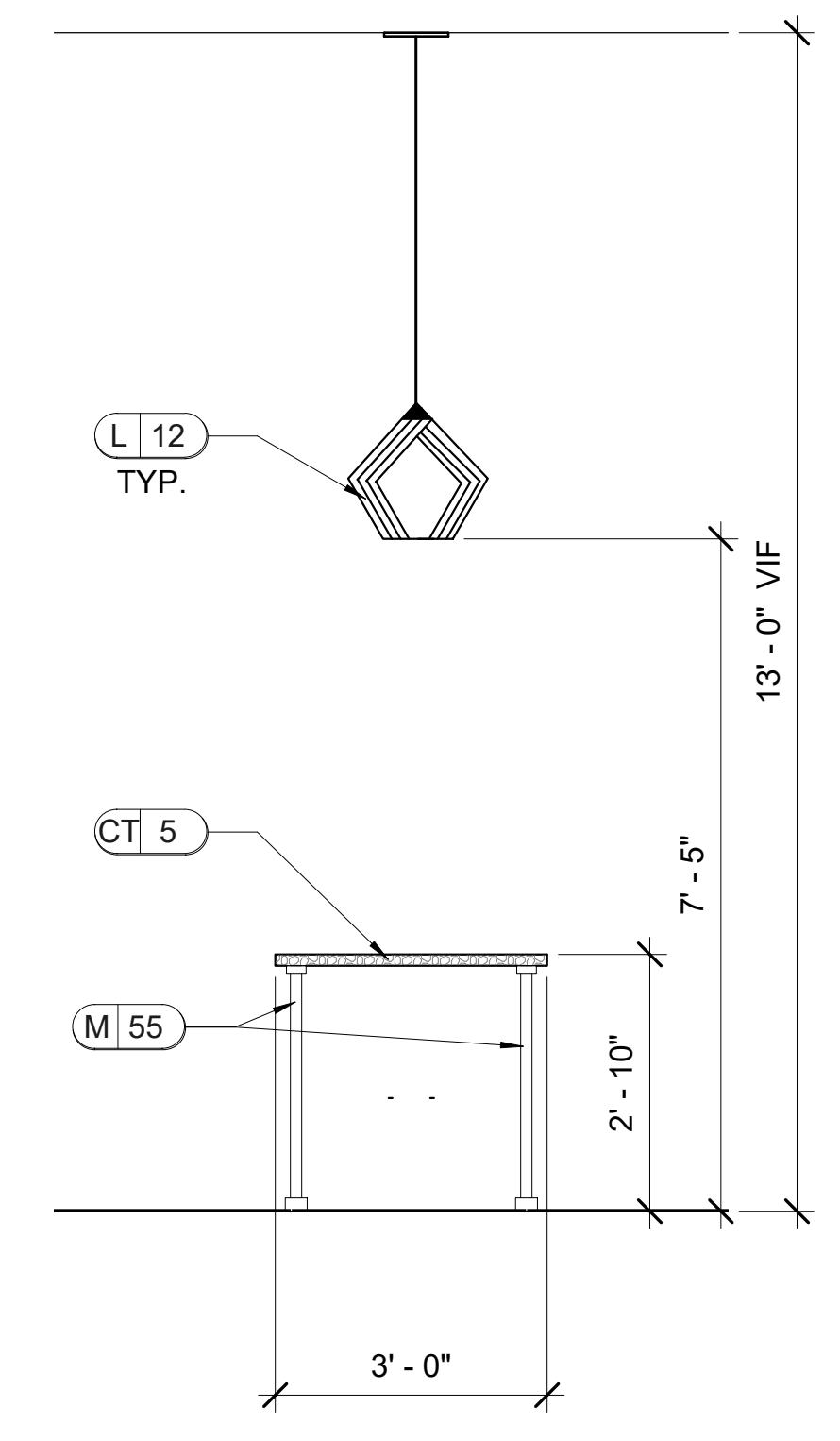
REV.	DATE	REMARK

RELEASED FOR CONSTRUCTION	BEGIN DATE:	04.12.23
	RELEASE DATE:	06.28.23
	DESIGNER:	JW
	CAD DESIGNER:	TP
	REVIEWED BY:	JW, TP, MDG

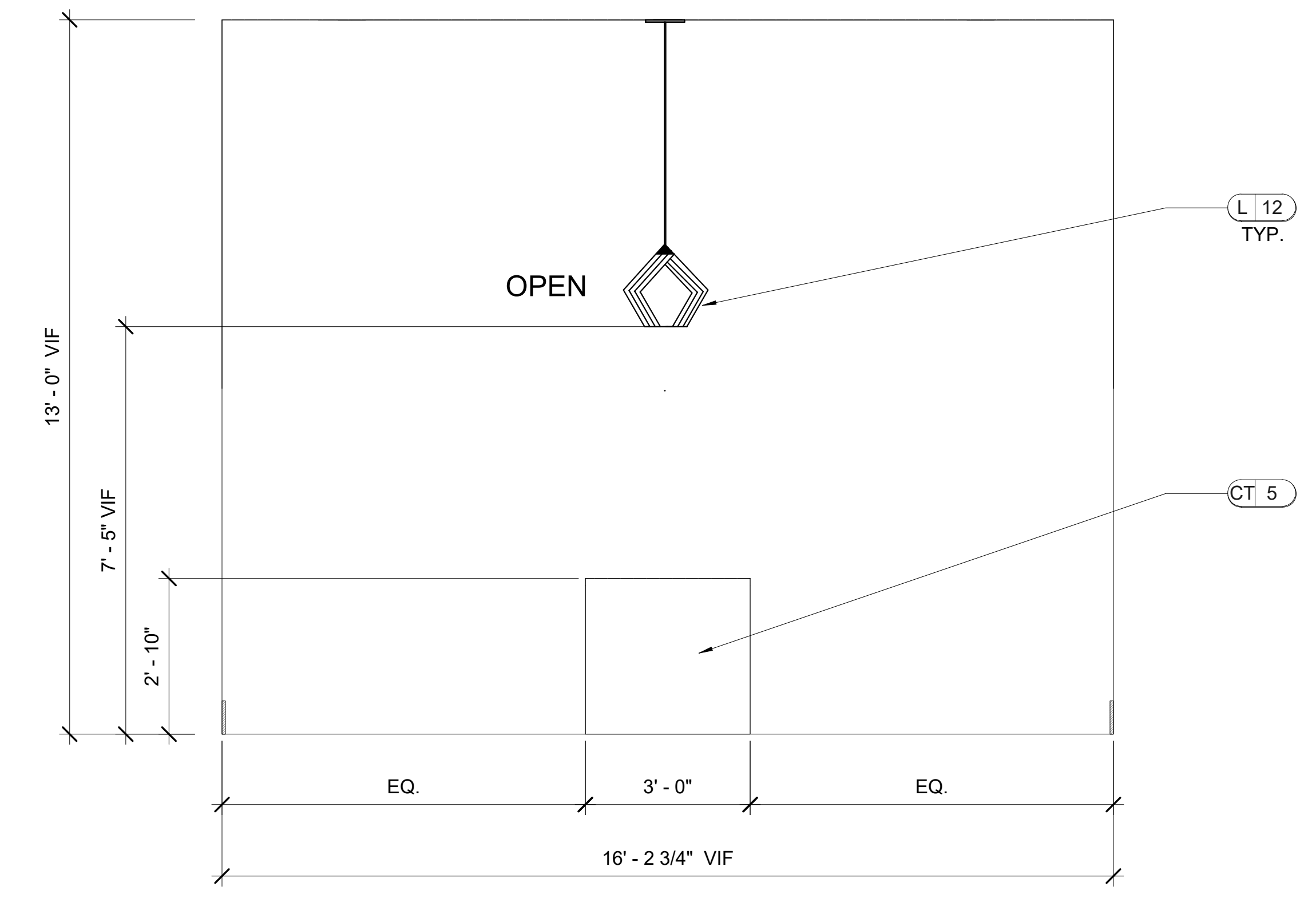
JOB # : 22593-C	TITLE: INTERIOR ELEVATIONS AND DETAILS	SHEET: ID:621
-----------------	--	---------------



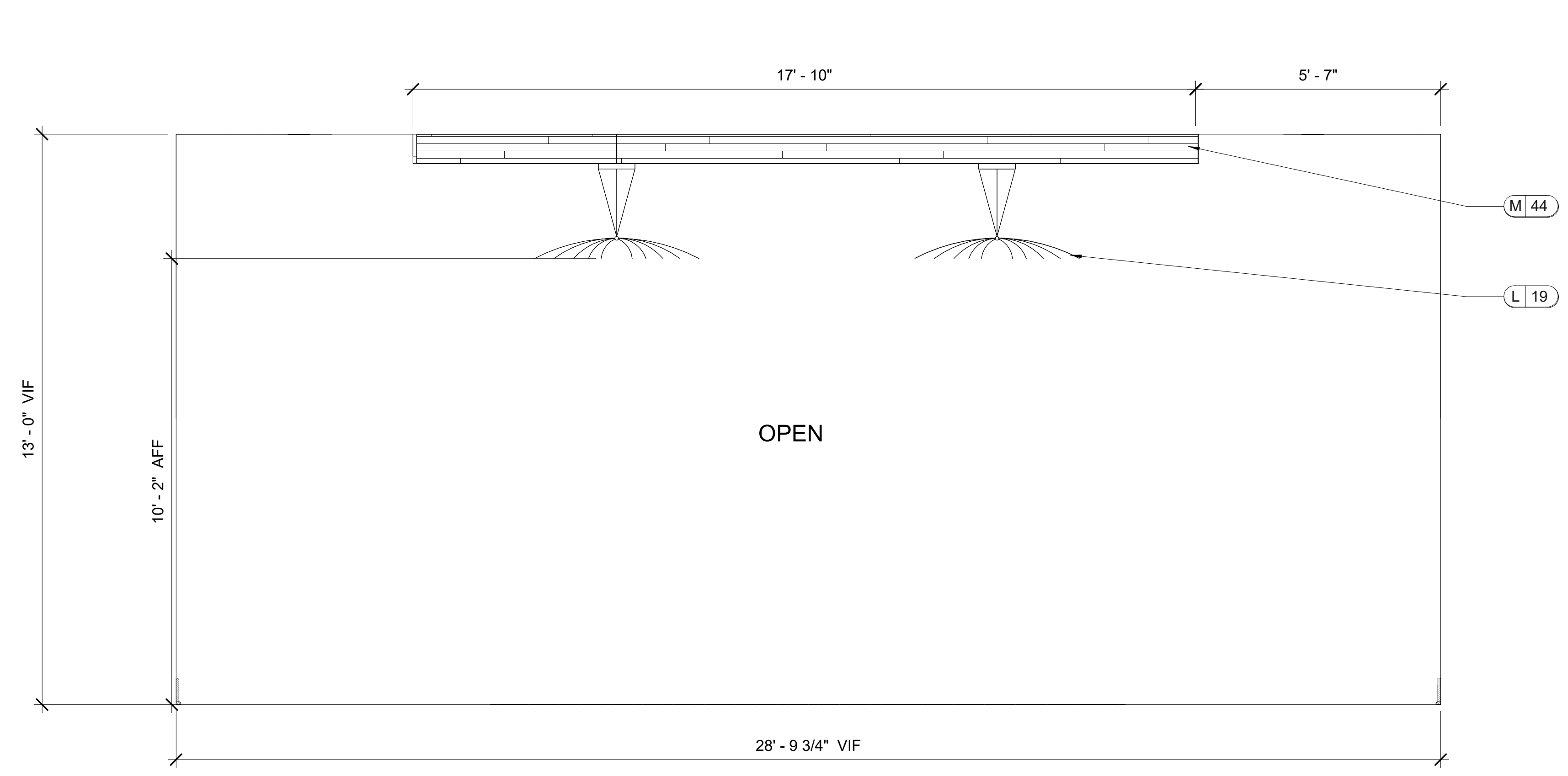
S5 COLLABORATION
 ID.621 SCALE: 1/2" = 1'-0"
 NOTE: 1. REFER TO ID.203A FOR LIGHTING LOCATIONS.
 2. OPPOSITE SIDE IS MIRROR IMAGE.
 3. USE HIDDEN SUPPORT BRACKET M59 FOR SUPPORT AS NEEDED, MUST BE INSTALLED PRIOR TO INSTALLATION OF DRYWALL AND WITH REQUIRED BLOCKING.



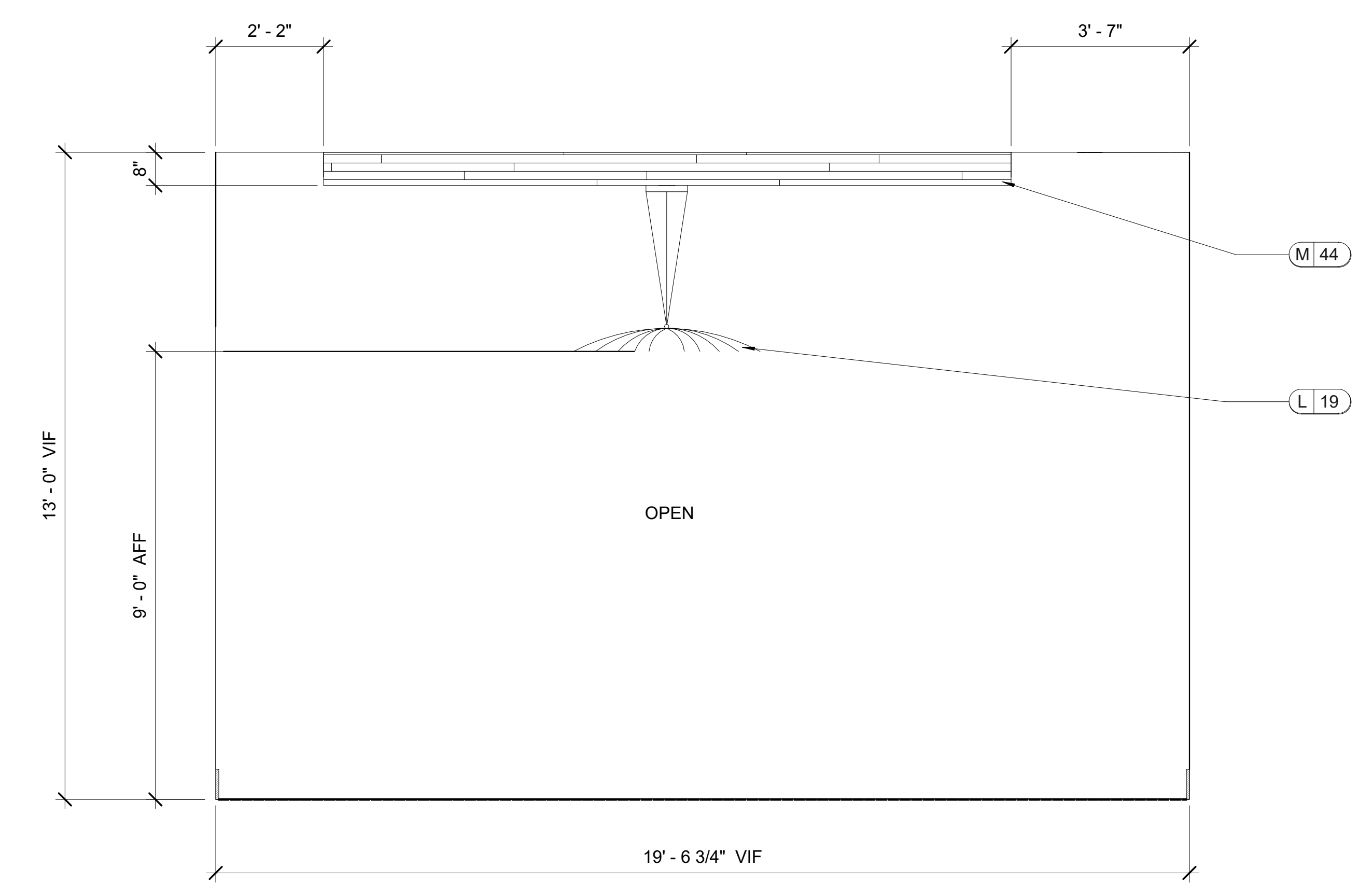
S5.1 SECTION
 ID.621 SCALE: 1/2" = 1'-0"



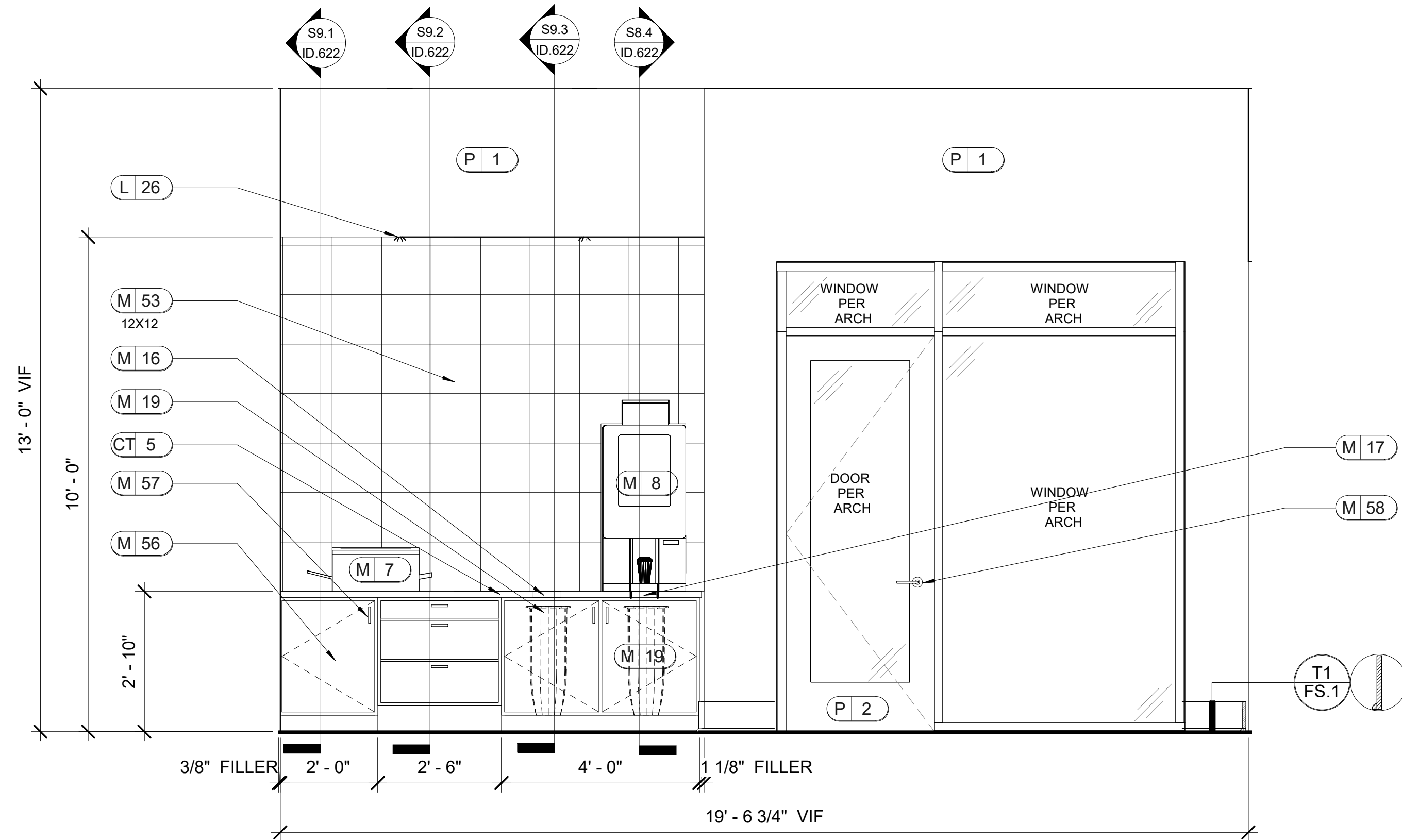
S6 COLLABORATION
 ID.621 SCALE: 1/2" = 1'-0"
 NOTE: 1. REFER TO ID.203A FOR LIGHTING LOCATIONS.



S7 COLLABORATION
 ID.621 SCALE: 1/2" = 1'-0"
 NOTE: 1. REFER TO ID.203B FOR LIGHTING LOCATIONS.
 2. MITER ALL EDGES OF M44.
 3. OPPOSITE SIDE IS MIRROR IMAGE.



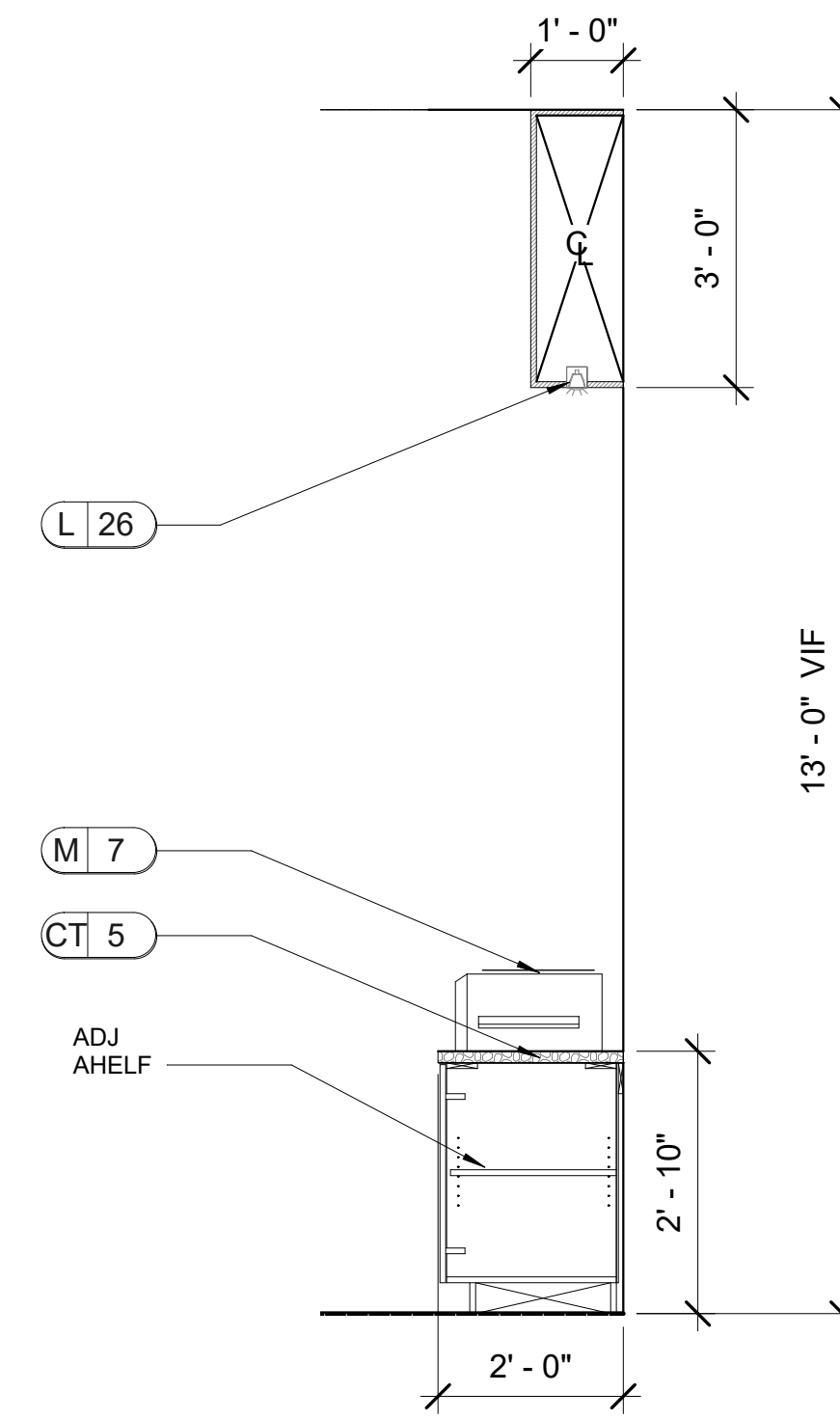
S9 COLLABORATION
 ID.621 SCALE: 1/2" = 1'-0"
 NOTE: 1. REFER TO ID.203B FOR LIGHTING LOCATIONS.
 2. MITER ALL EDGES OF M44.
 3. OPPOSITE SIDE IS MIRROR IMAGE.



S9 COLLABORATION
ID.622

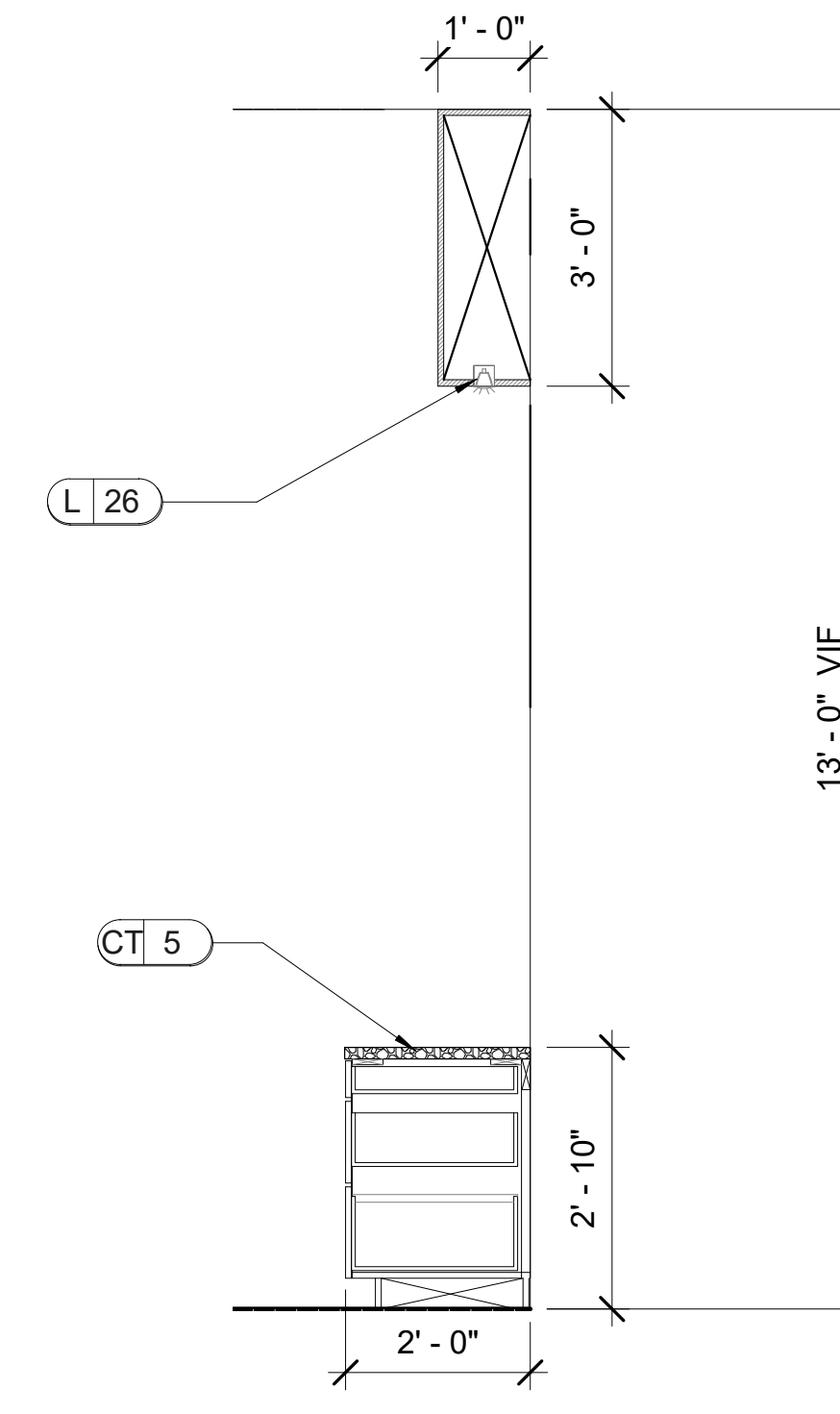
SCALE: 1/2" = 1'-0"

- NOTE: 1. ALL TRIM TO BE PAINTED P2.
2. REFER TO 203B FOR LIGHTING LOCATION.



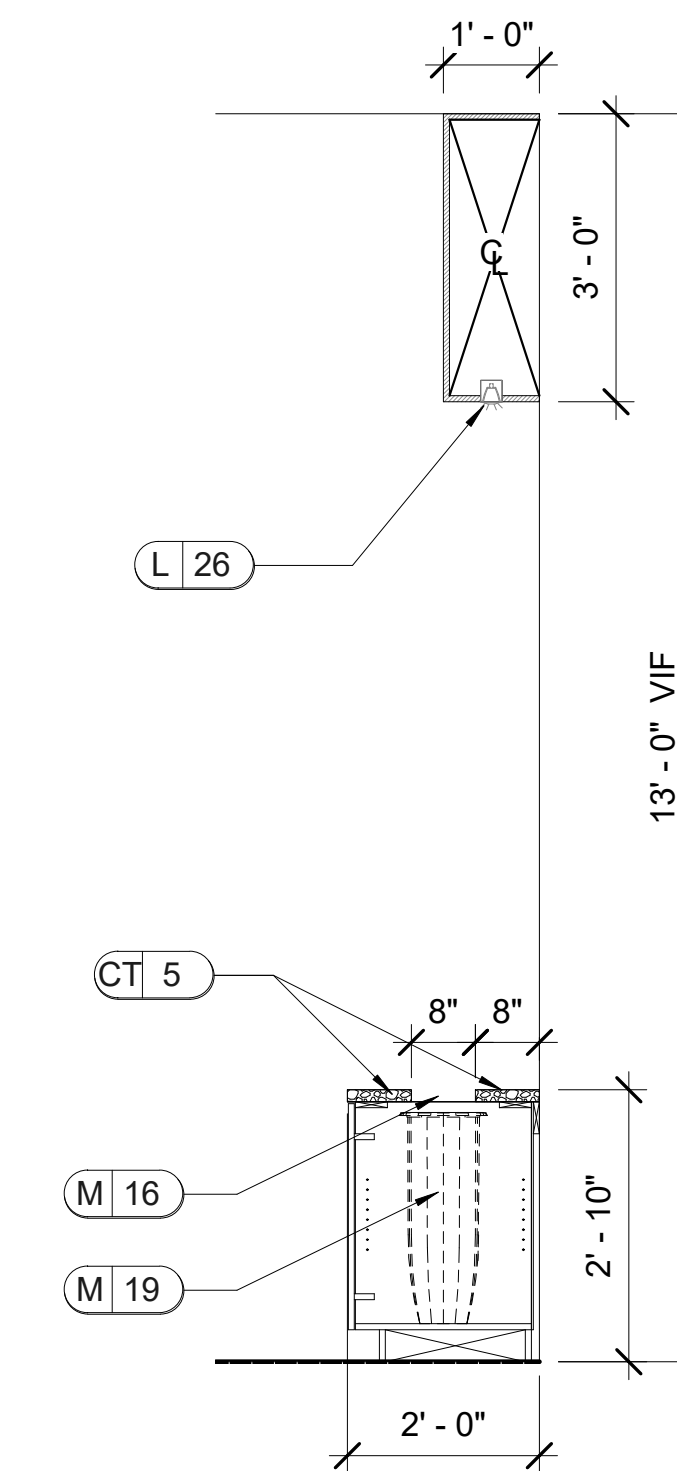
S9.1 SECTION
ID.622

SCALE: 1/2" = 1'-0"



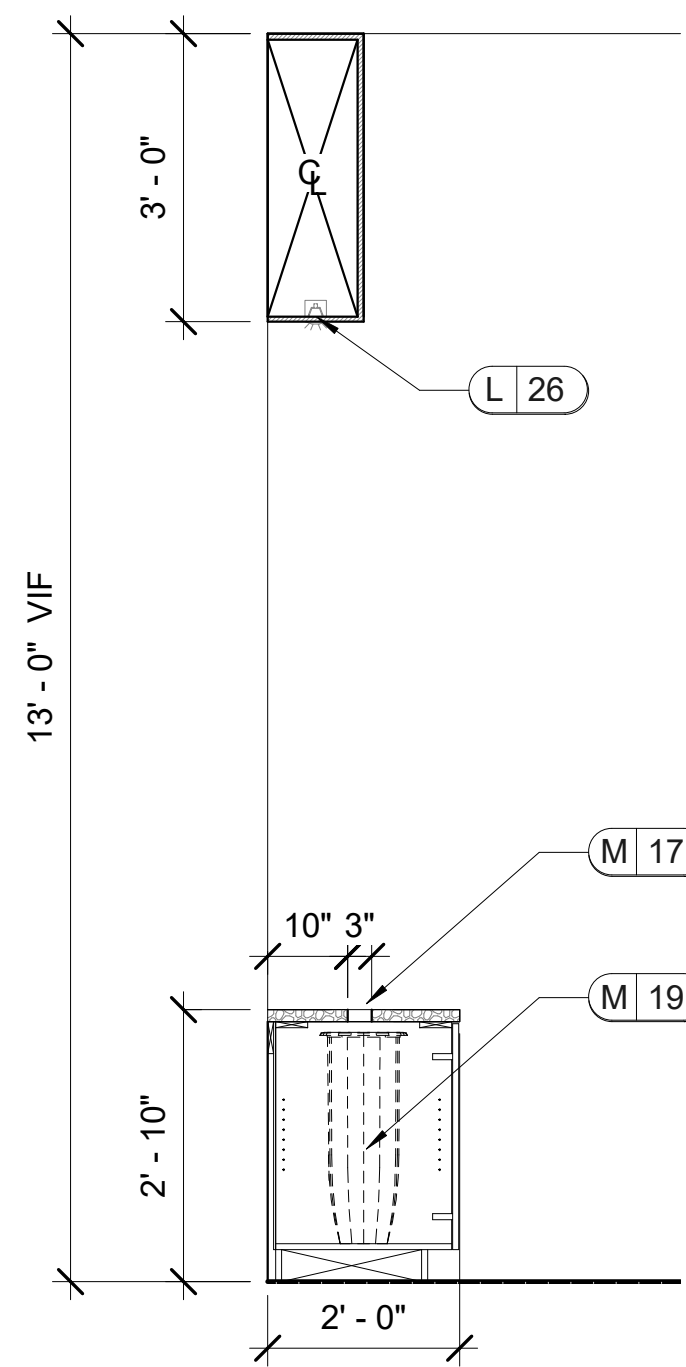
S9.2 SECTION
ID.622

SCALE: 1/2" = 1'-0"



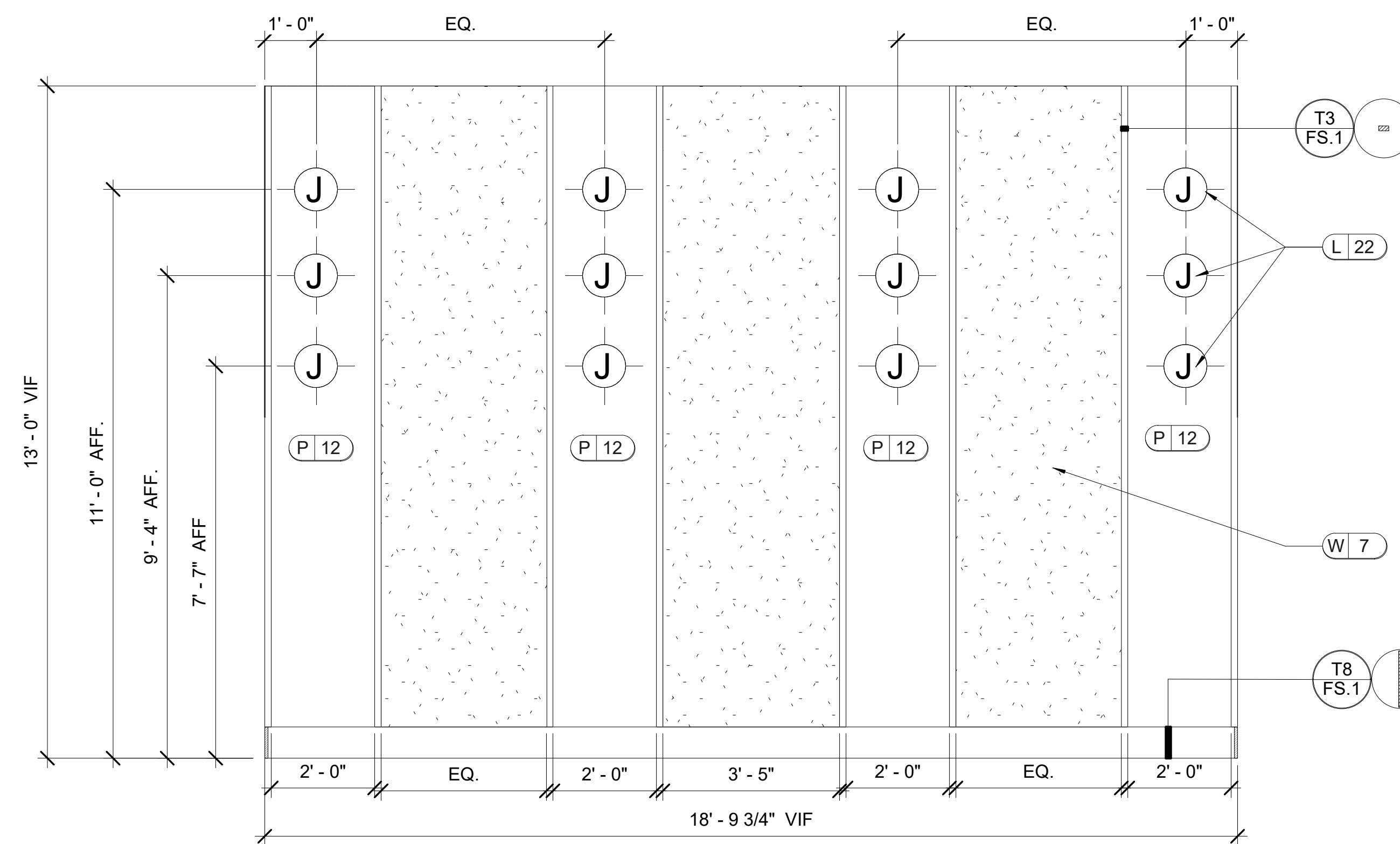
S9.3 SECTION
ID.622

SCALE: 1/2" = 1'-0"



S8.4 SECTION
ID.622

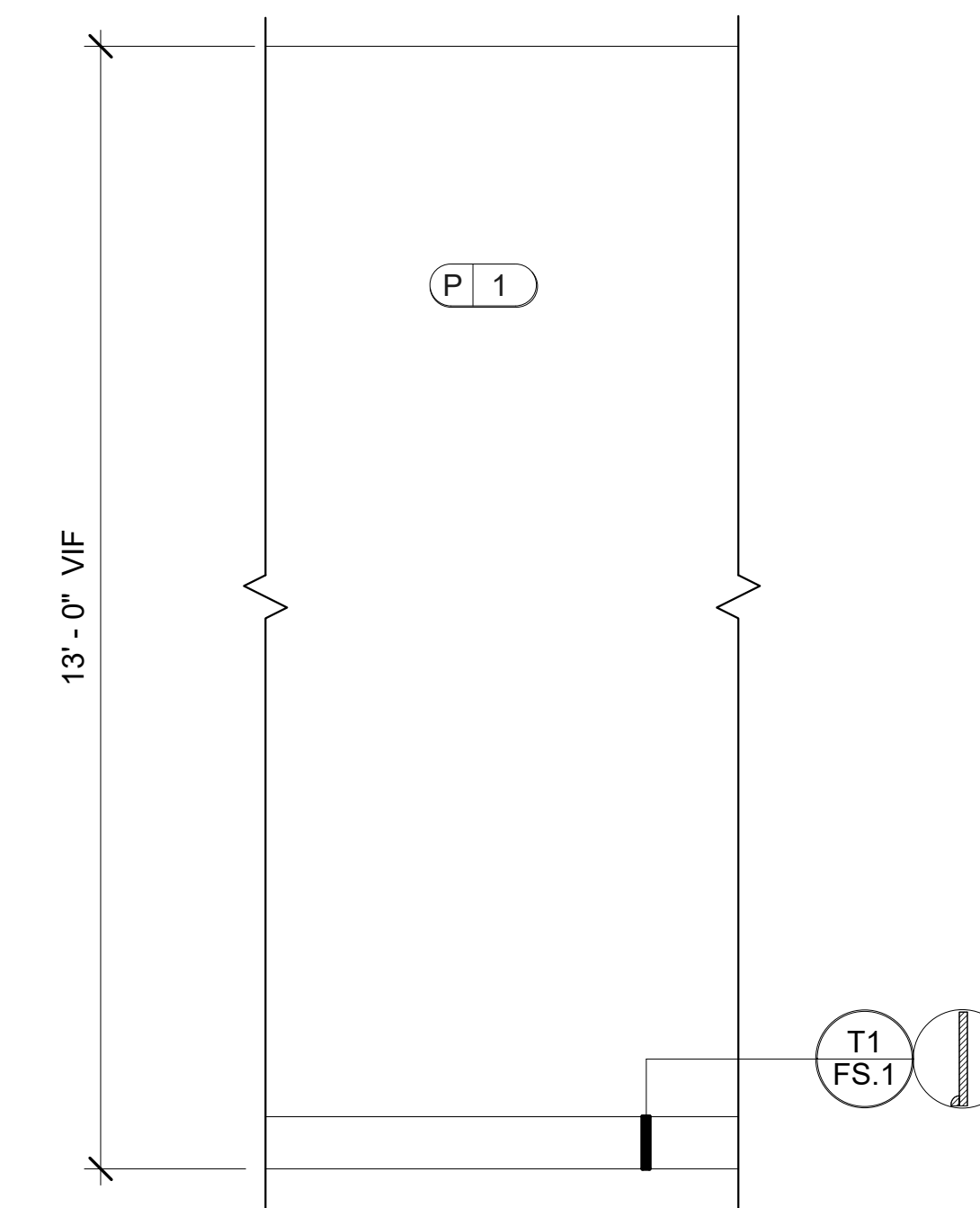
SCALE: 1/2" = 1'-0"



S10 COLLABORATION
ID.622

SCALE: 1/2" = 1'-0"

- NOTE: 1. ALL TRIM TO BE PAINTED P1 UNLESS OTHERWISE NOTED.
2. WALL TO BE SMOOTH FINISH.
3. T3/FS.1 TO BE PAINTED P13.



S11 COLLABORATION TYP.
ID.622

SCALE: 1/2" = 1'-0"

- NOTE: ALL TRIM TO BE PAINTED P2.

LEASING/ AMENITIES
MARK at TALLAHASSEE PHASE III BLDG. C
TALLAHASSEE, FL
LANDMARK PROPERTIES

REVISIONS

DR.	REV.	DATE	REMARK

RELEASED FOR CONSTRUCTION

BEGIN DATE: 04.12.23
RELEASE DATE: 06.28.23
DESIGNER: JW
CAD DESIGNER: TP
REVIEWED BY: JW, TP, MDG

JOB #: 22593-C

TITLE: INTERIOR ELEVATIONS AND DETAILS

SHEET: ID.622

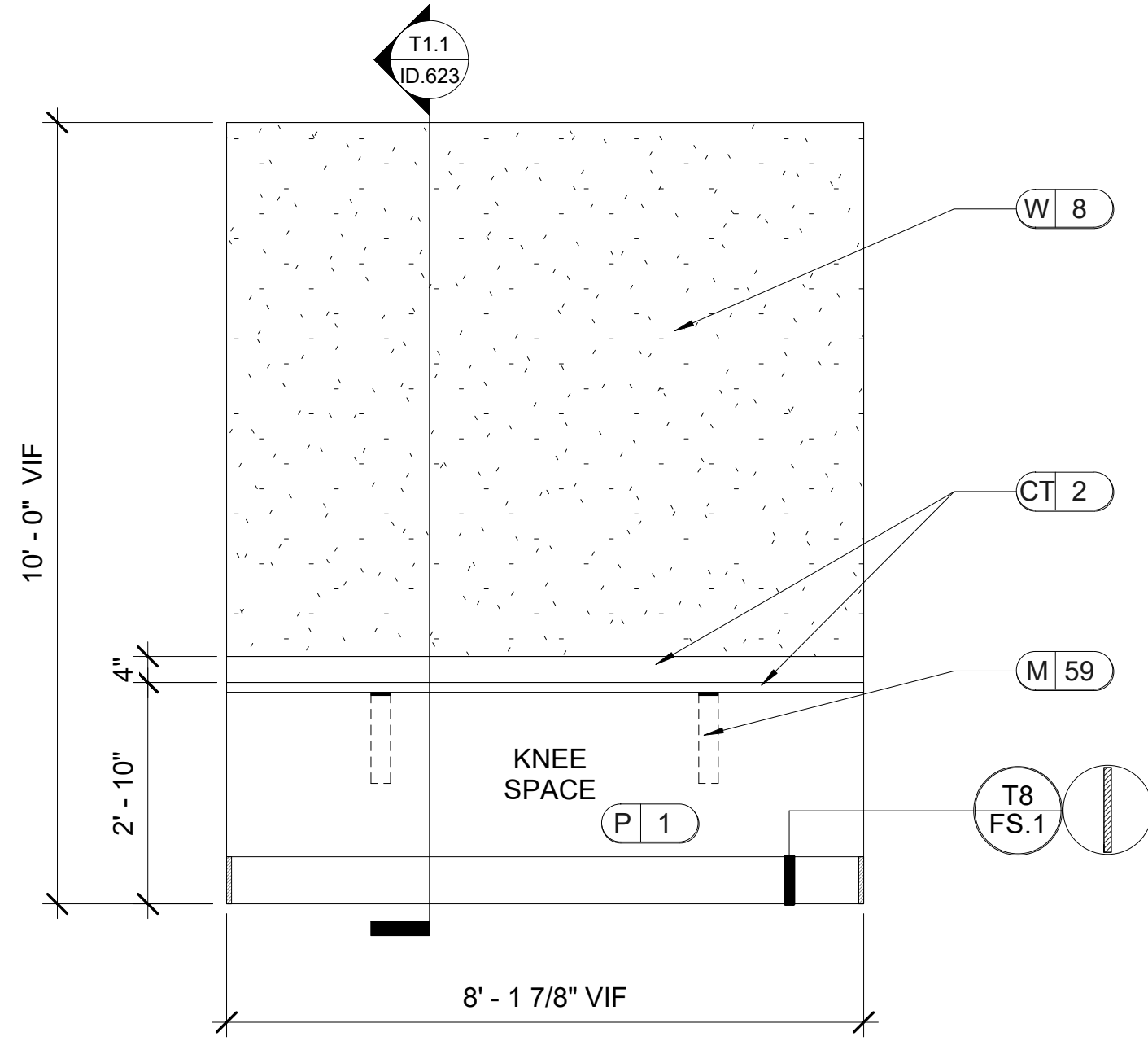
LEASING/ AMENITIES
 MARK at TALLAHASSEE PHASE III BLDG. C
 TALLAHASSEE, FL
 LANDMARK PROPERTIES

DIR.	REV.	DATE	REMARK

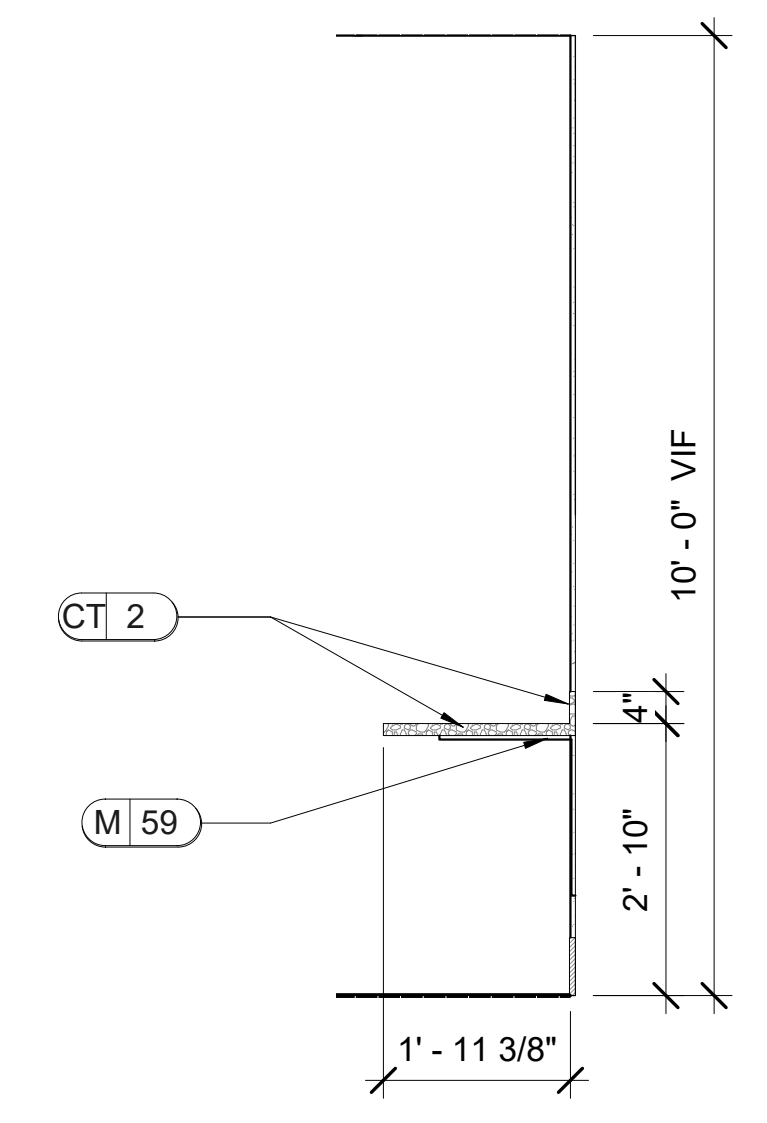
RELEASED FOR CONSTRUCTION	BEGIN DATE:	04.12.23
	RELEASE DATE:	06.28.23
	DESIGNER:	JW
	CAD DESIGNER:	TP
	REVIEWED BY:	JW, TP, MDG

JOB # :	22593-C
TITLE:	INTERIOR ELEVATIONS AND DETAILS
SHEET:	ID.623

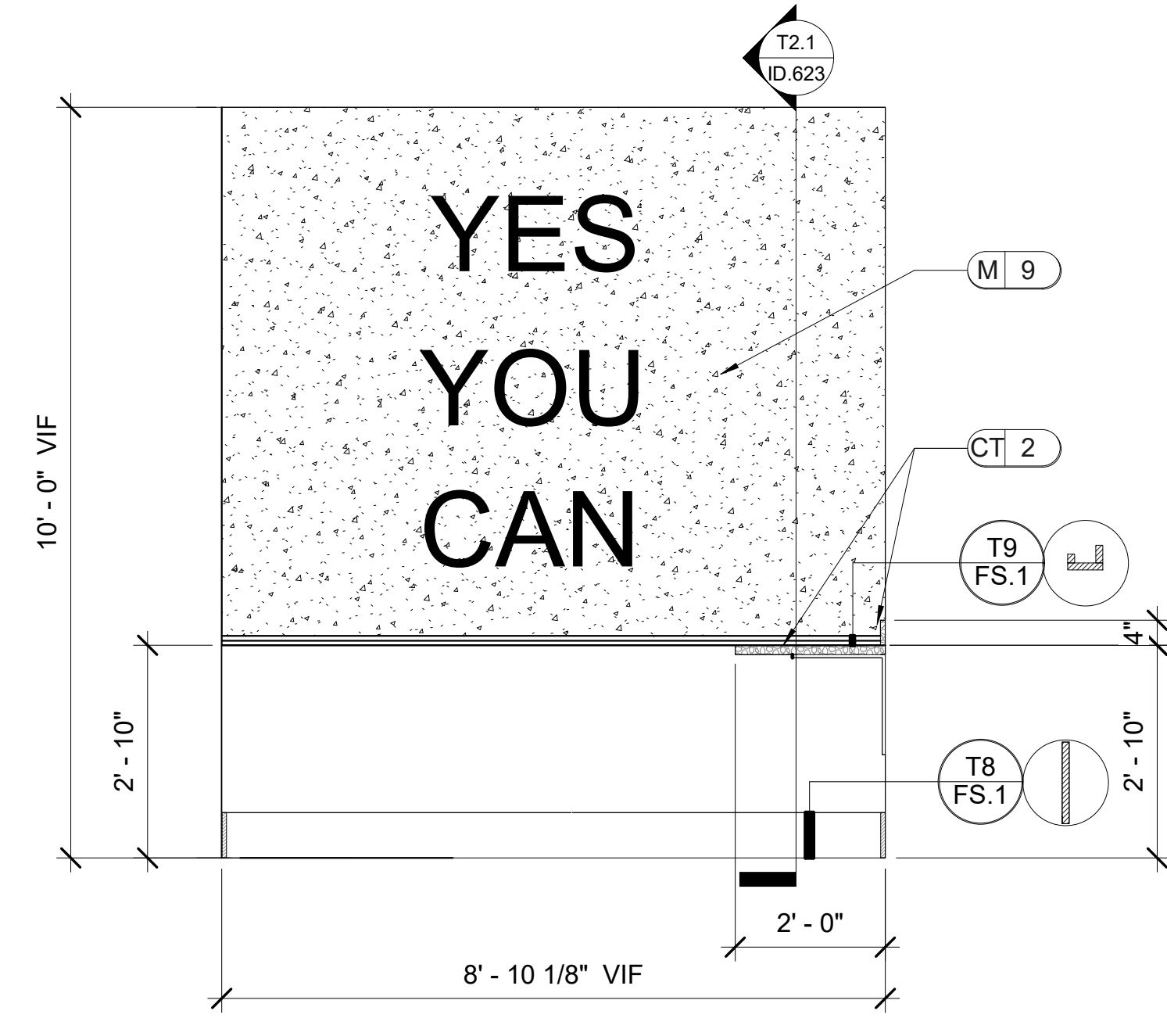
This Drawing is the property of Design Environments and may not be reproduced or used without their written permission.



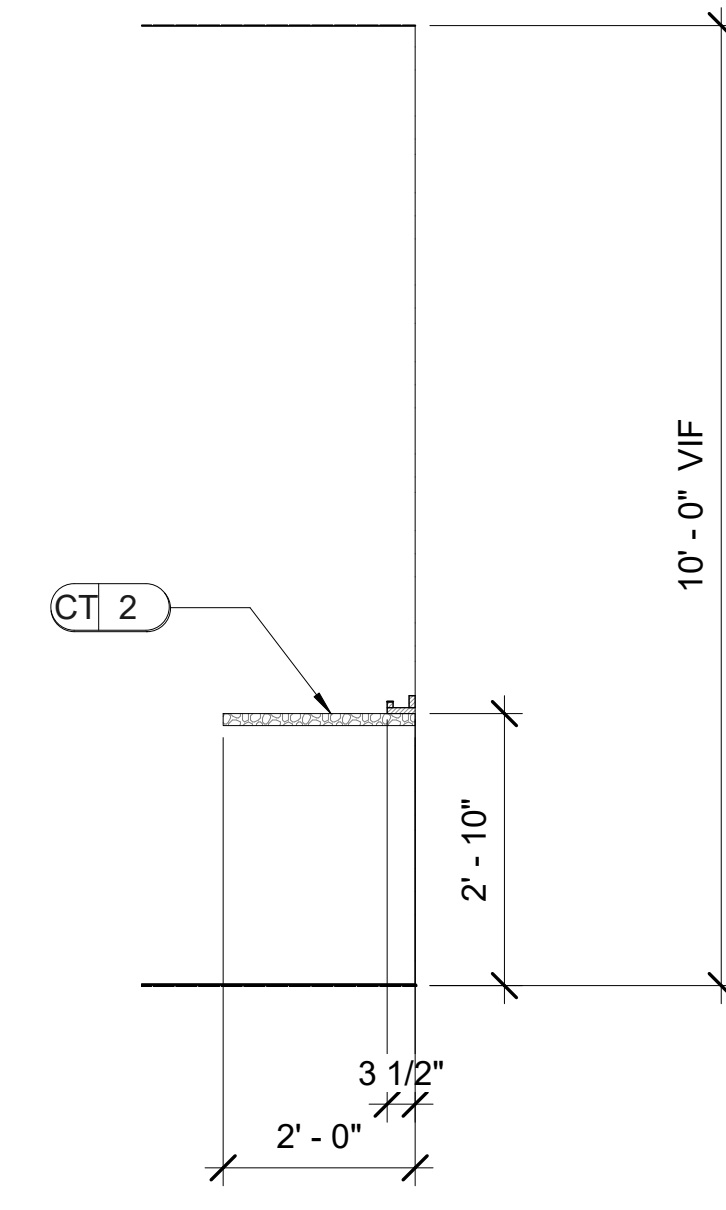
T1 SMALL STUDY 2
 ID.623 SCALE: 1/2" = 1'-0"
 NOTE: ALL TRIM TO BE PAINTED P2.



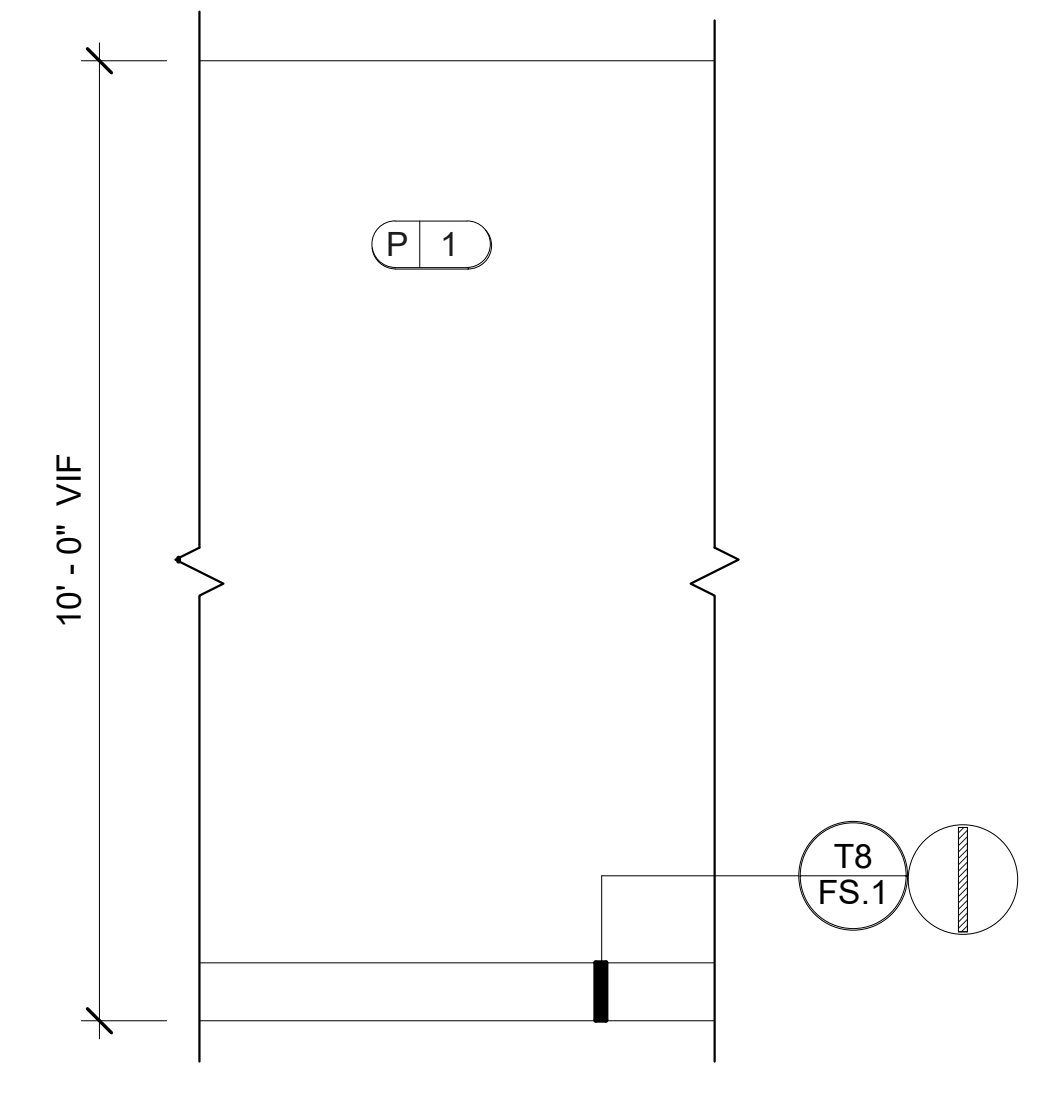
T1.1 SECTION
 ID.623 SCALE: 1/2" = 1'-0"



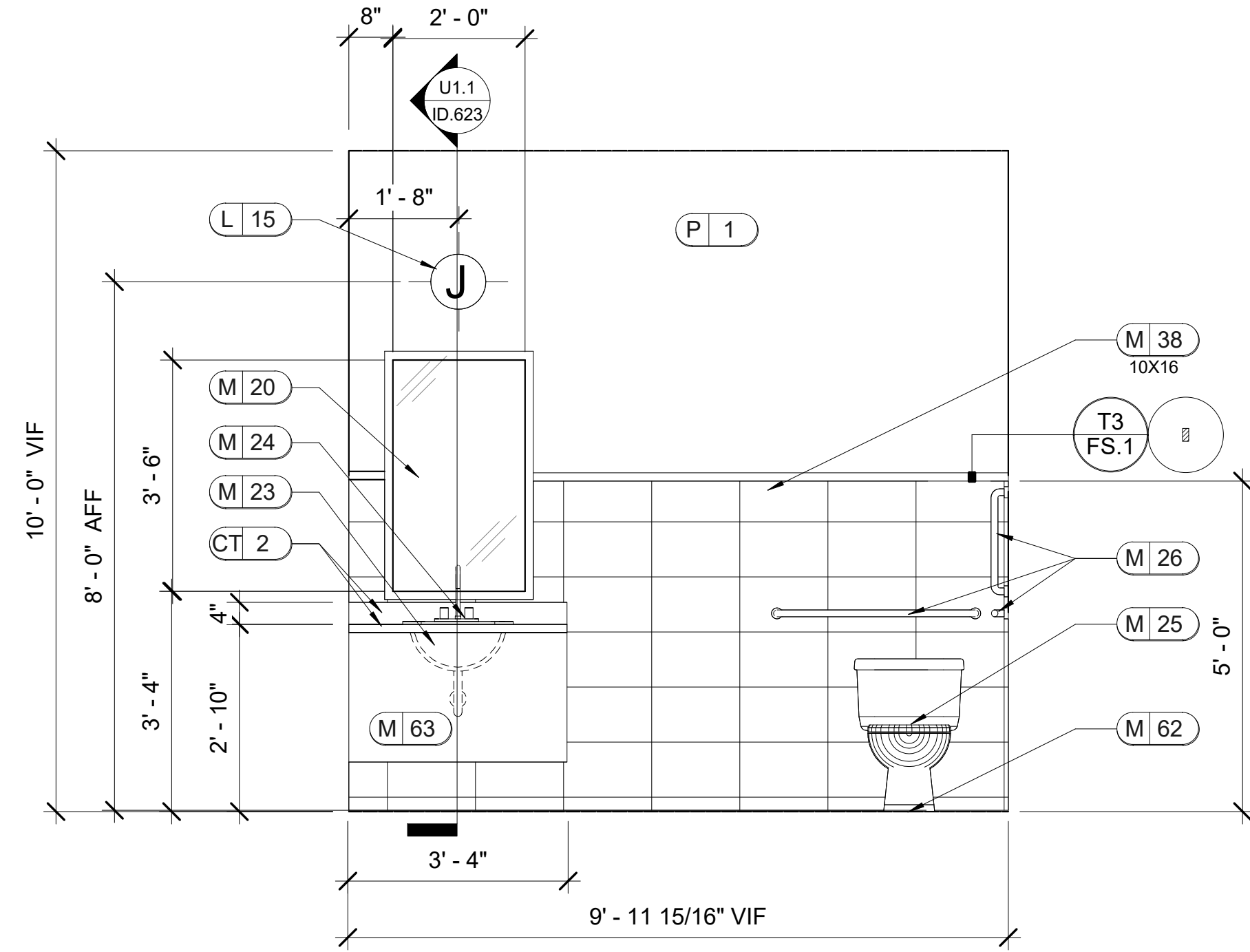
T2 SMALL STUDY 2
 ID.623 SCALE: 1/2" = 1'-0"
 NOTE: 1. ALL TRIM TO BE PAINTED P2.
 2. WALL TO BE SMOOTH FINISH.



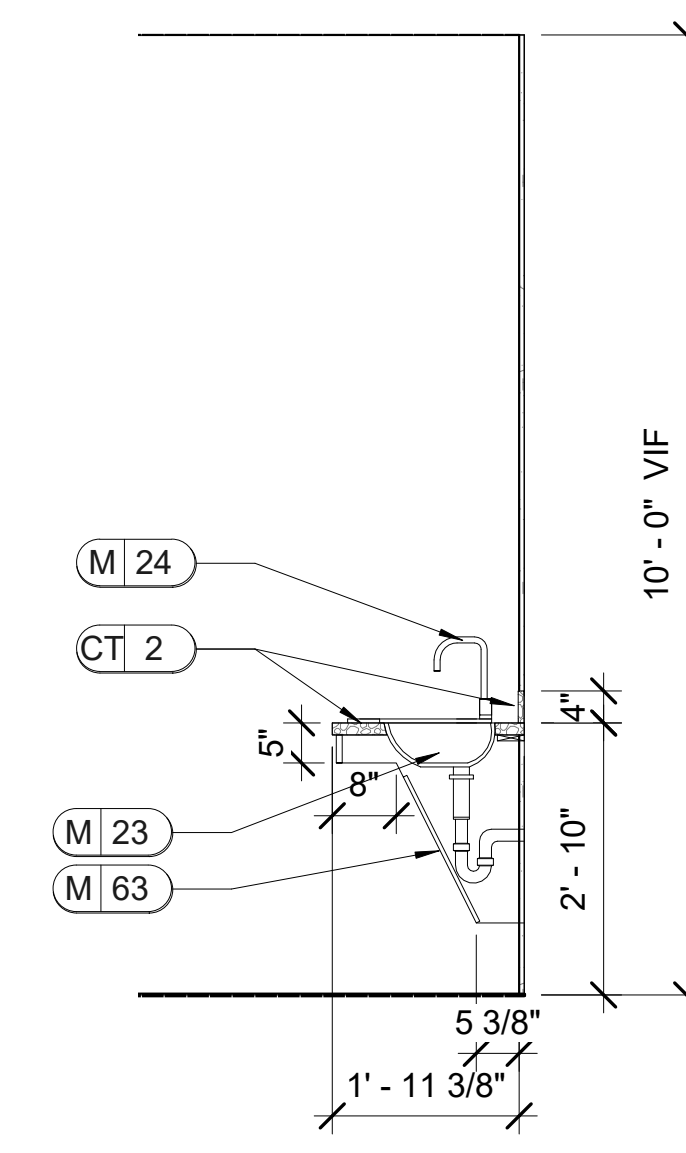
T2.1 SECTION
 ID.623 SCALE: 1/2" = 1'-0"



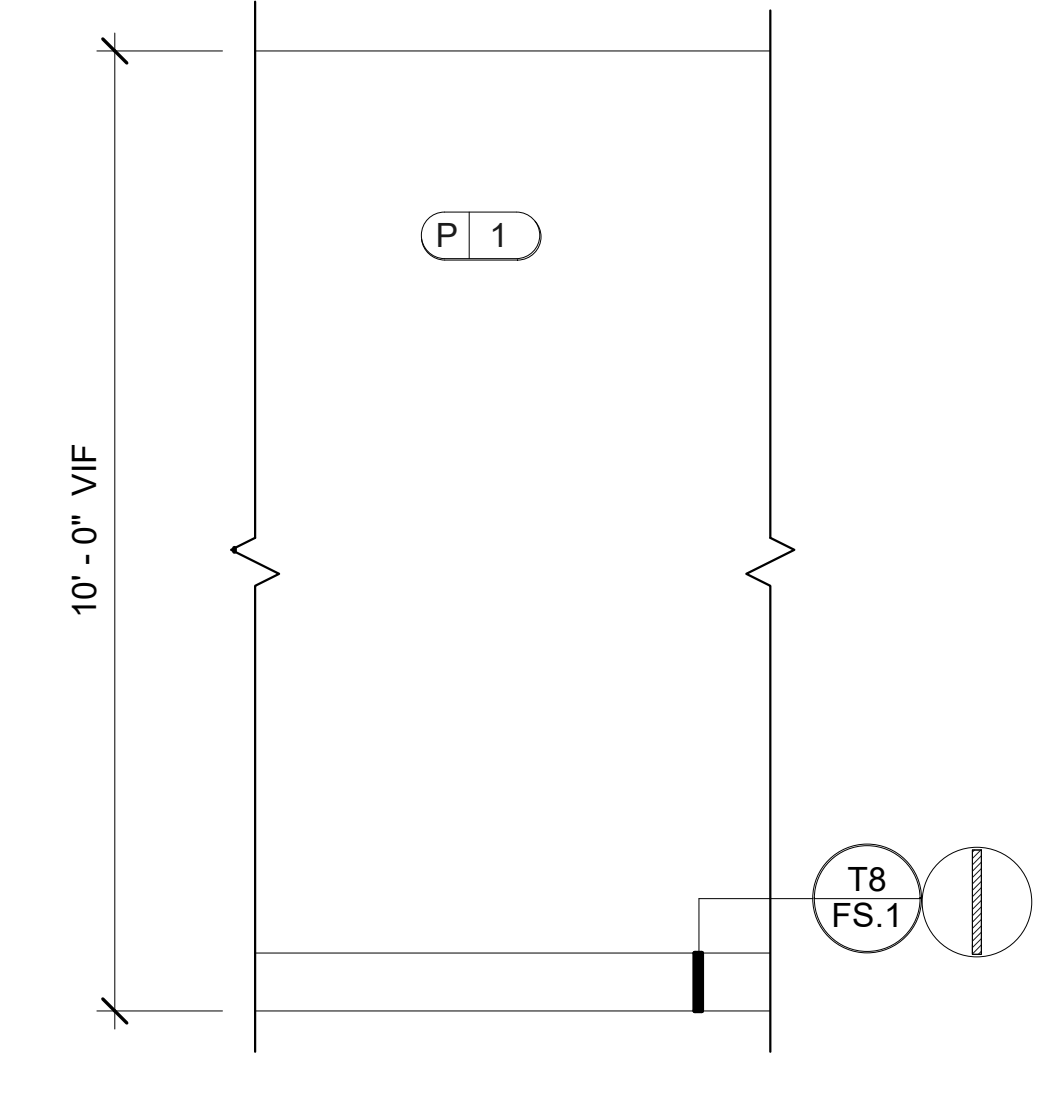
T3 SMALL STUDY TYP.
 ID.623 SCALE: 1/2" = 1'-0"
 NOTE: ALL TRIM TO BE PAINTED P2.



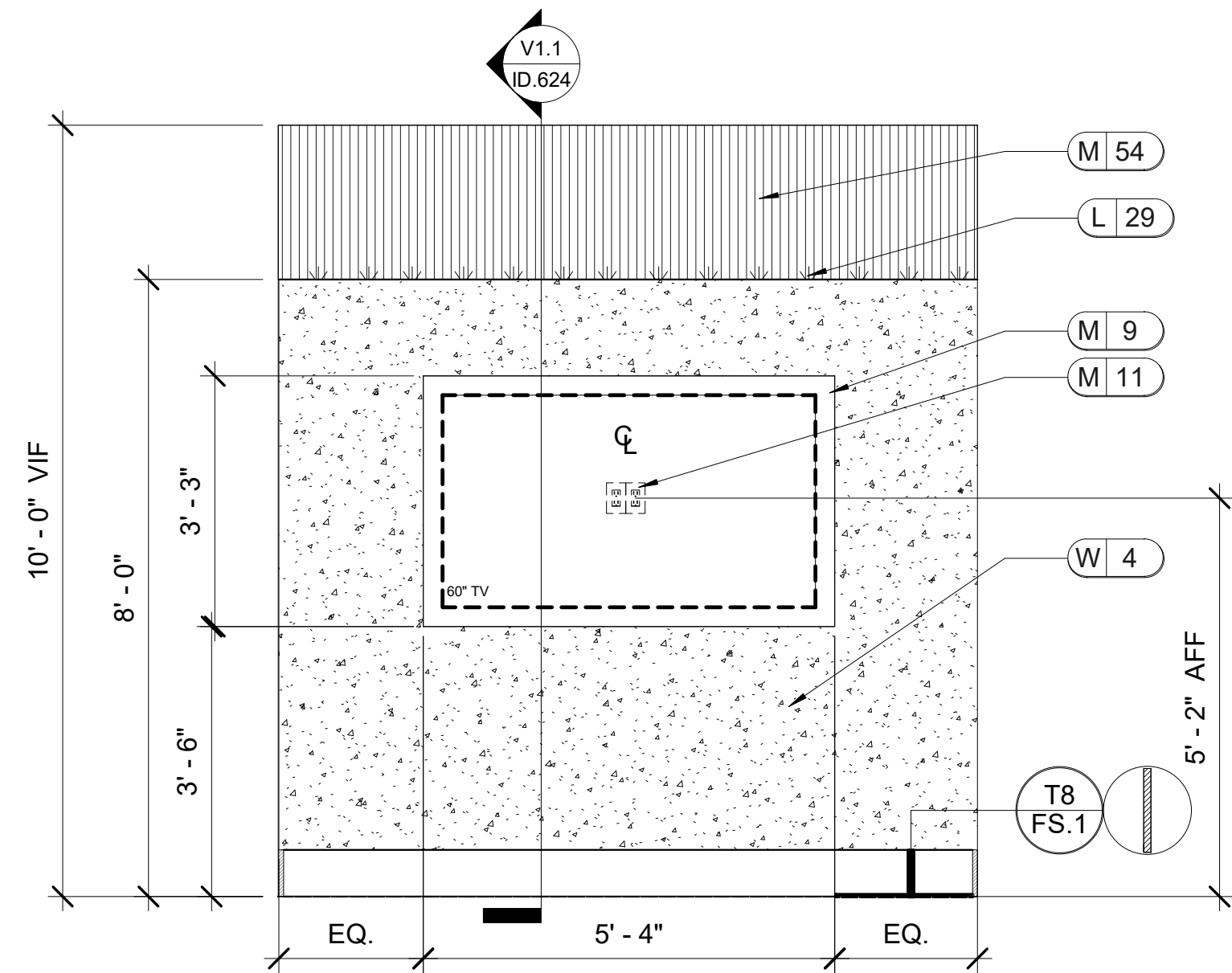
U1 RR2
 ID.623 SCALE: 1/2" = 1'-0"
 NOTE: ALL TRIM TO BE PAINTED P2.



U1.1 SECTION
 ID.623 SCALE: 1/2" = 1'-0"

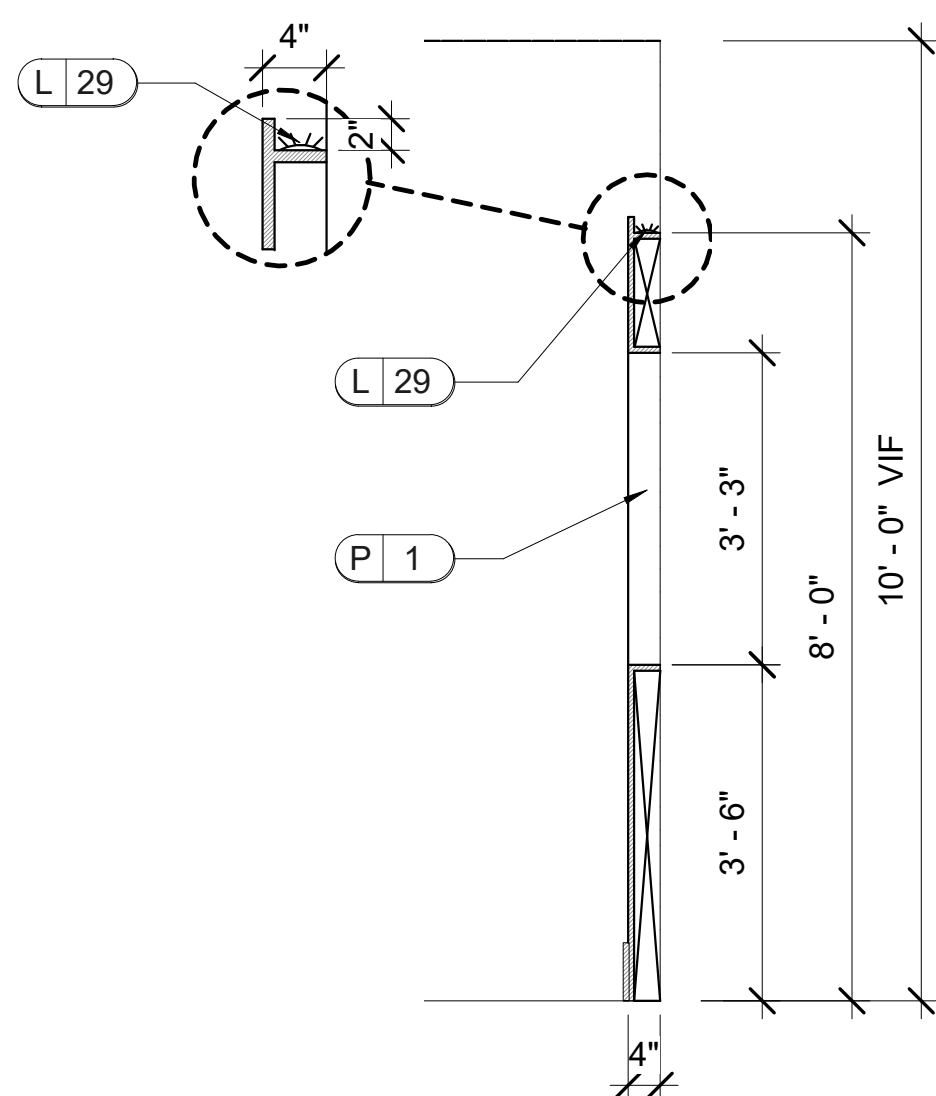


U2 RR 2 TYP.
 ID.623 SCALE: 1/2" = 1'-0"
 NOTE: ALL TRIM TO BE PAINTED P2.



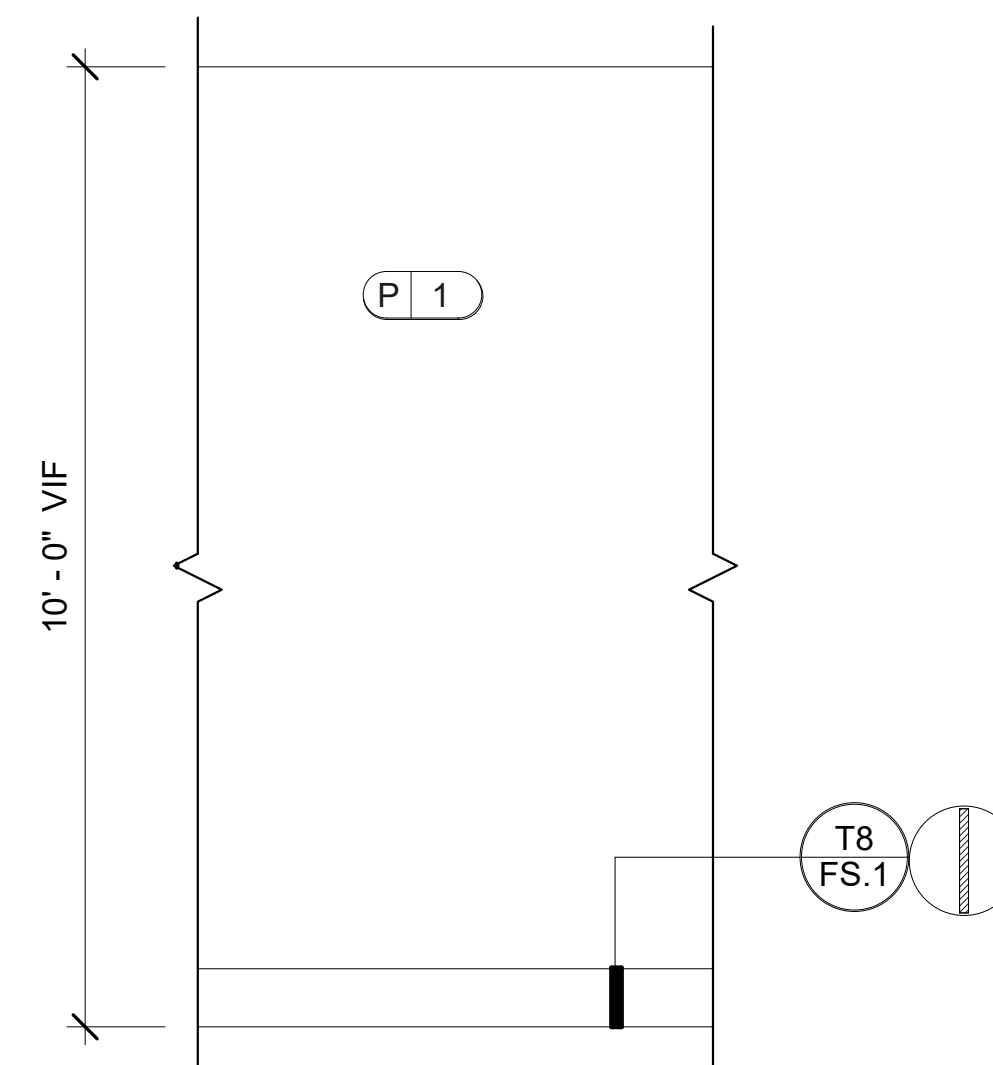
V1.1 LARGE STUDY 1

SCALE: 1/2" = 1'-0"
 NOTE: 1. ALL TRIM TO BE PAINTED P8.
 2. WALL TO BE SMOOTH FINISH.



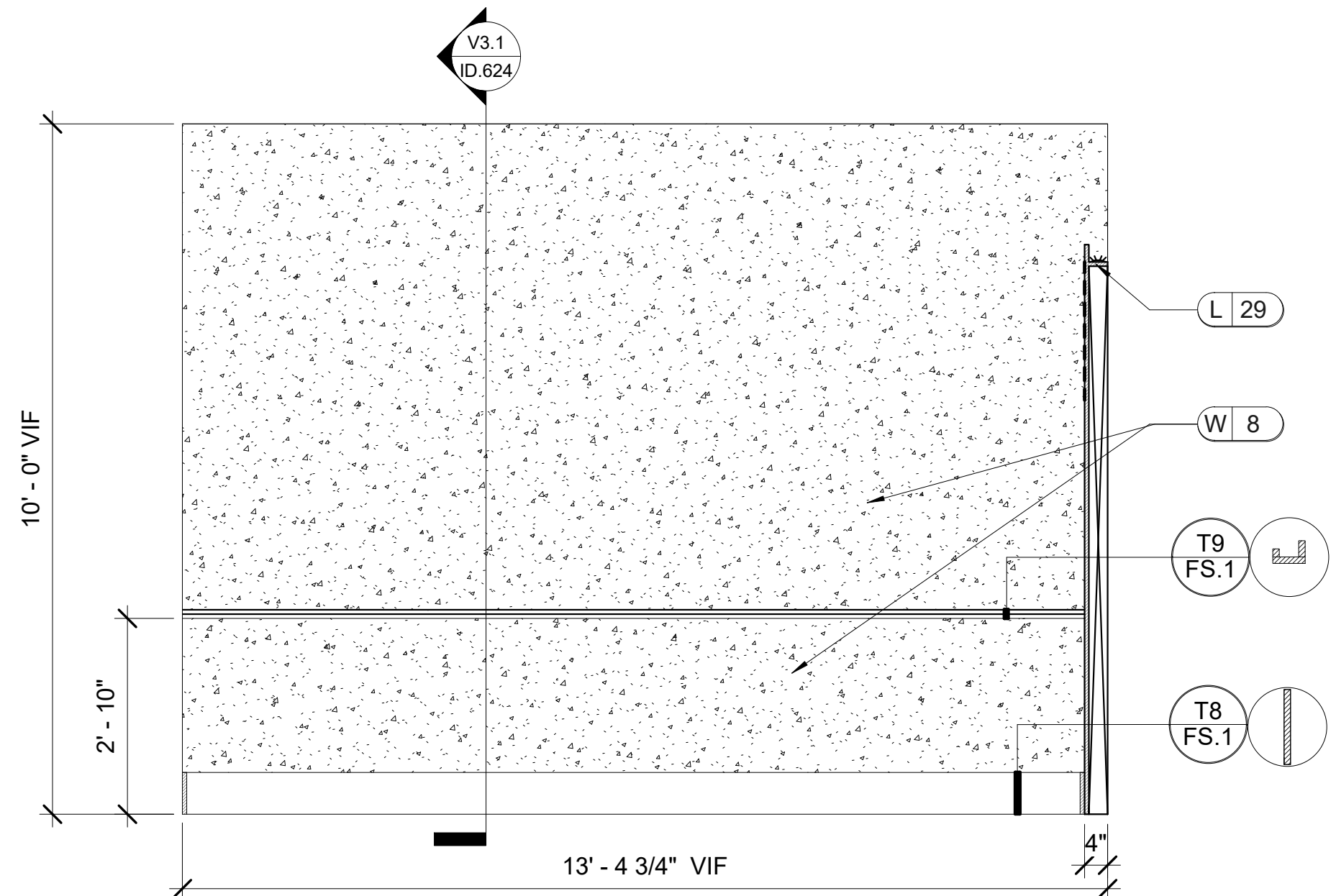
V1.1 SECTION

SCALE: 1/2" = 1'-0"



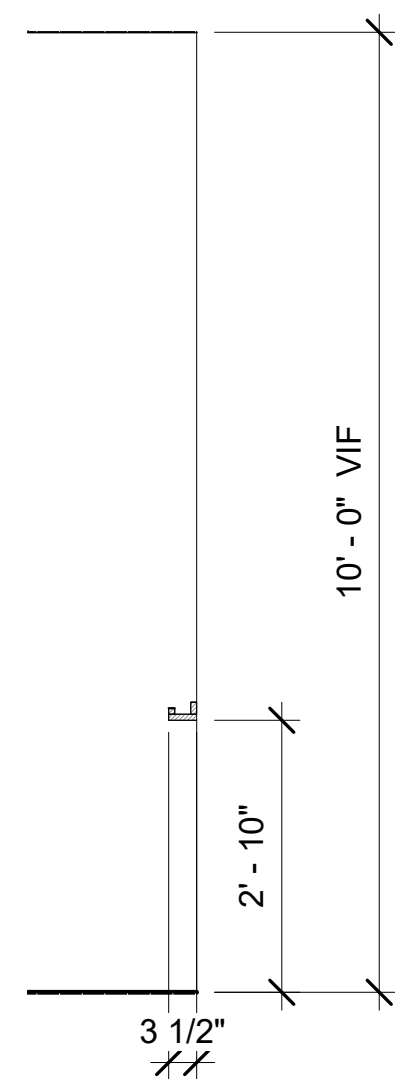
V2 LARGE STUDY 1 TYP

SCALE: 1/2" = 1'-0"
 NOTE: ALL TRIM TO BE PAINTED P8.



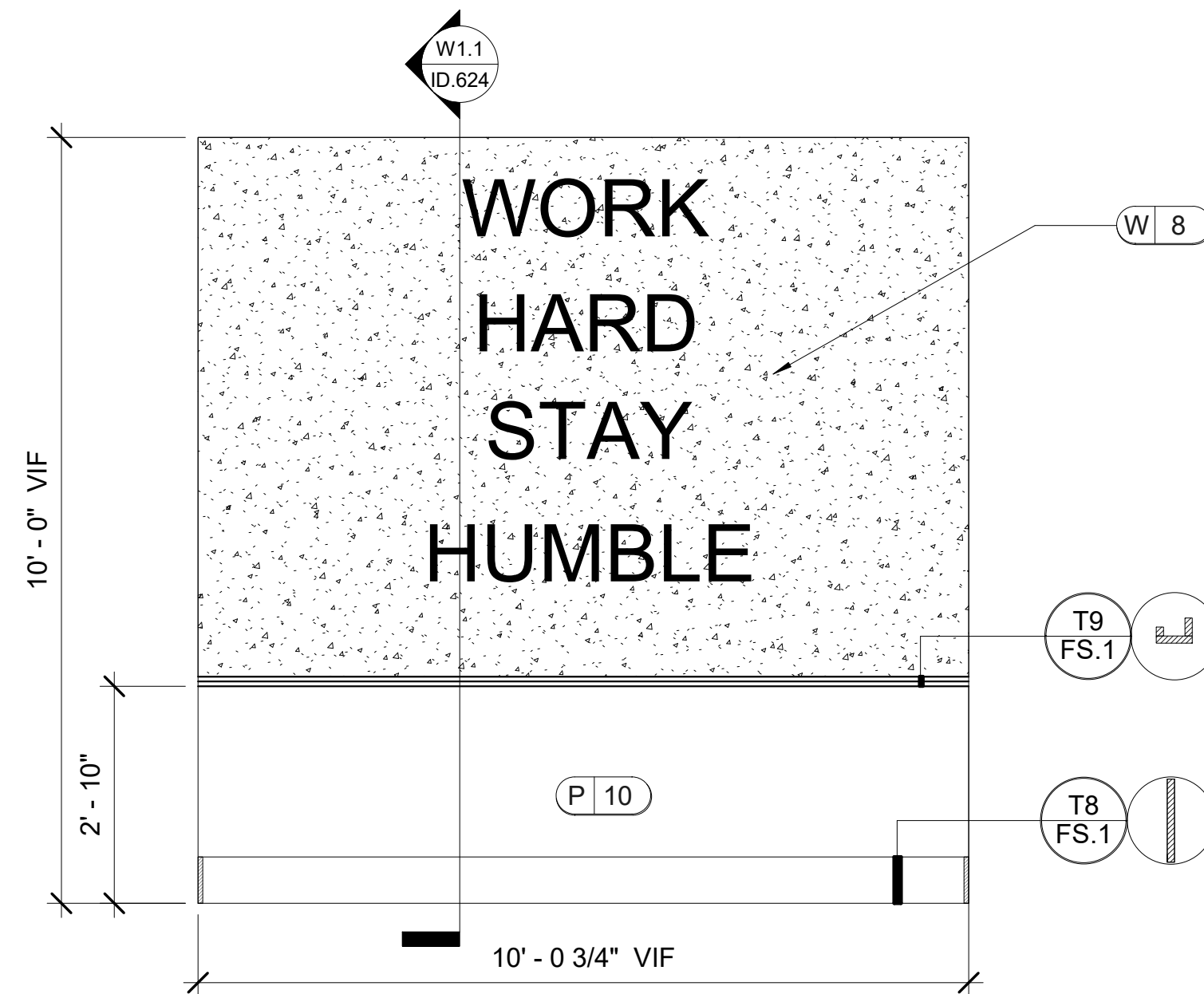
V3.1 LARGE STUDY 1

SCALE: 1/2" = 1'-0"
 NOTE: 1. ALL TRIM TO BE PAINTED P2.
 2. WALL TO BE SMOOTH FINISH.



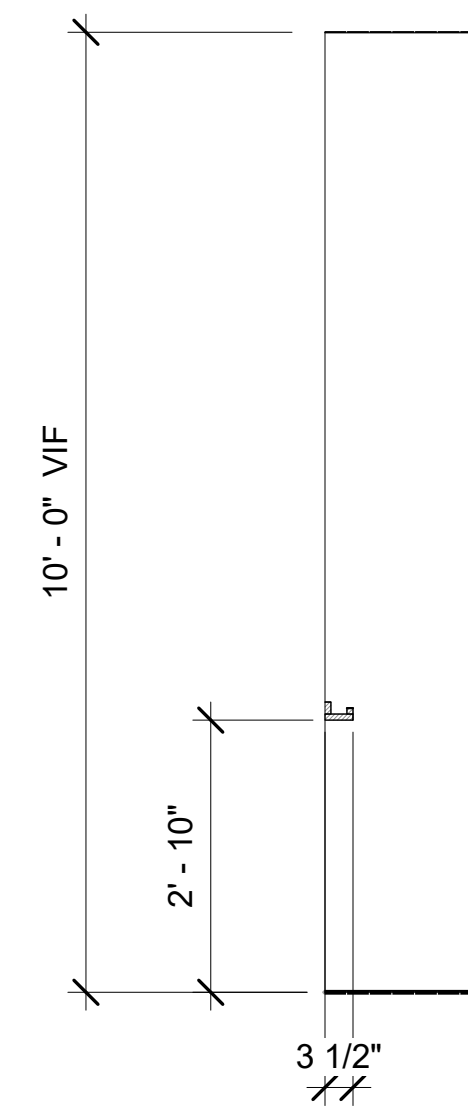
V3.1 SECTION

SCALE: 1/2" = 1'-0"



W1.1 SMALL STUDY 1

SCALE: 1/2" = 1'-0"
 NOTE: 1. ALL TRIM TO BE PAINTED P2.
 2. WALL TO BE SMOOTH FINISH.



W1.1 SECTION

SCALE: 1/2" = 1'-0"

LEASING/ AMENITIES
 MARK at TALLAHASSEE PHASE III BLDG. C
 TALLAHASSEE, FL
 LANDMARK PROPERTIES

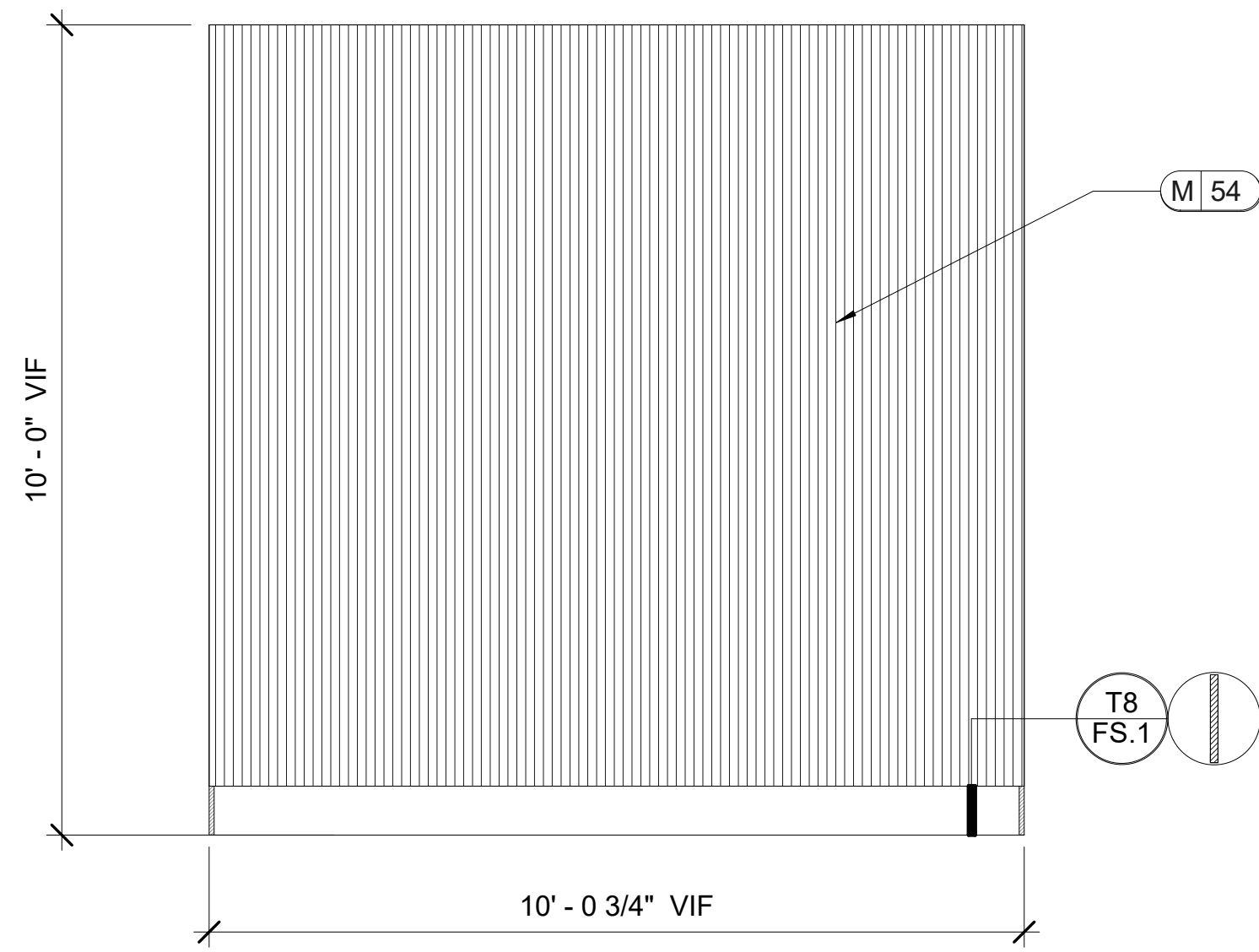
DESIGN ENVIRONMENTS
 DESIGN BY: LIFE

Alamy (Stock) (Design) (Ownership) (See Finance)
 Healthy (Material) (Wall) (Frame) (Interior) (See) (Long) (Slab) (Hanging)
 This Drawing is the property of Design Environments and may not be reproduced or used without their written permission.

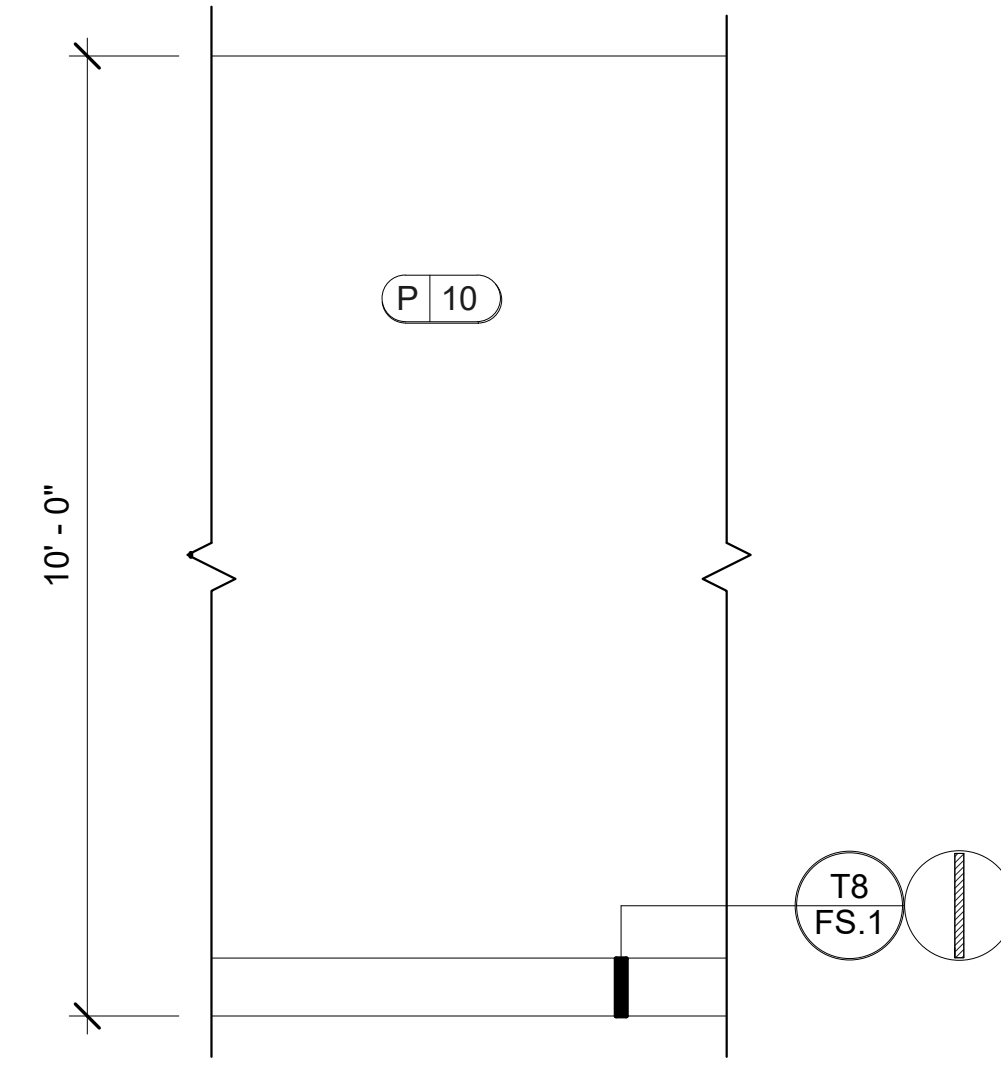
REVISIONS		DATE	REMARK
DR.	REV.		

RELEASED FOR CONSTRUCTION	BEGIN DATE:	04.12.23
	RELEASE DATE:	06.28.23
	DESIGNER:	JW
	CAD DESIGNER:	TP
	REVIEWED BY:	JW, TP, MDG

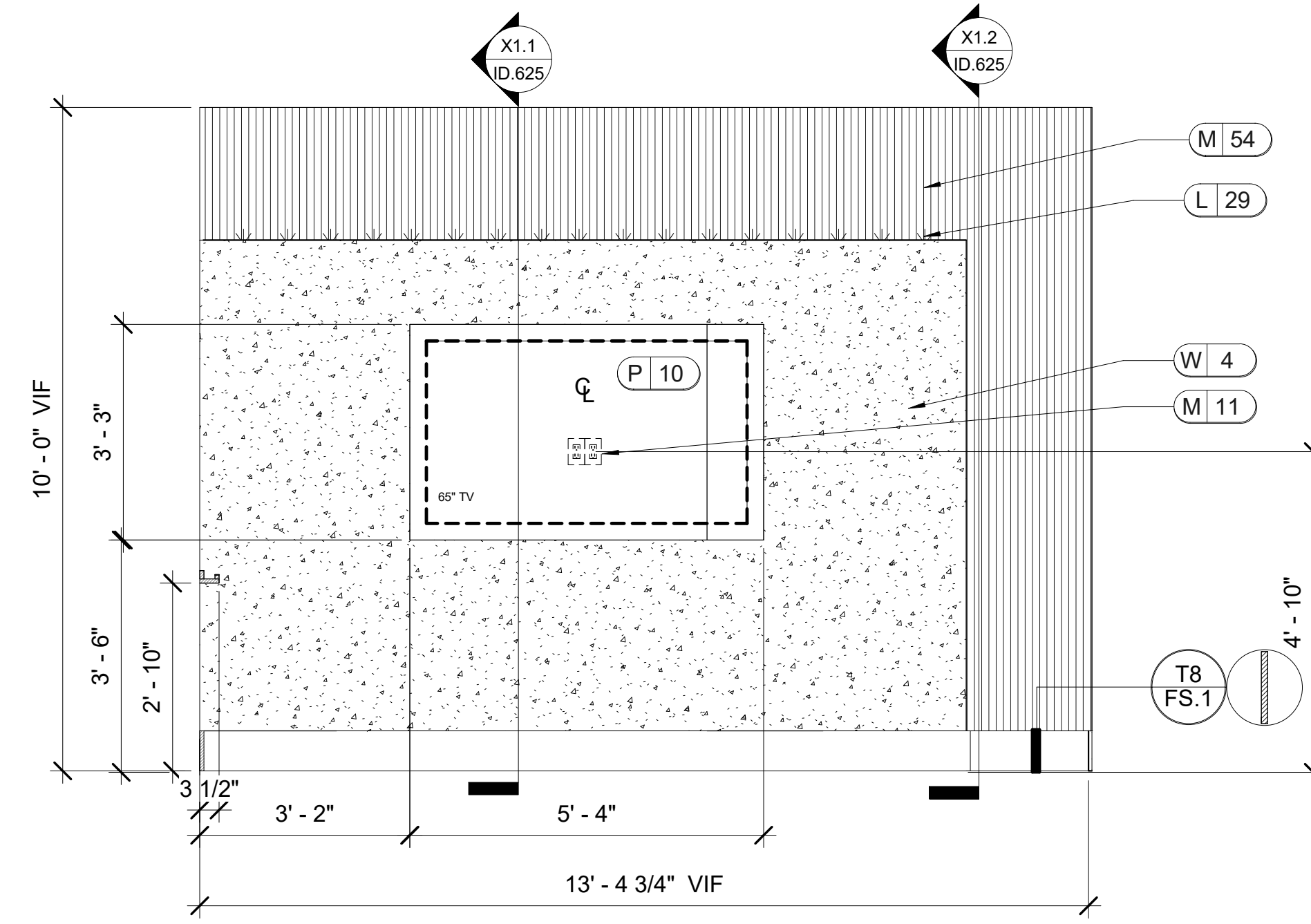
JOB # :	22593-C
TITLE:	INTERIOR ELEVATIONS AND DETAILS
SHEET:	ID.624



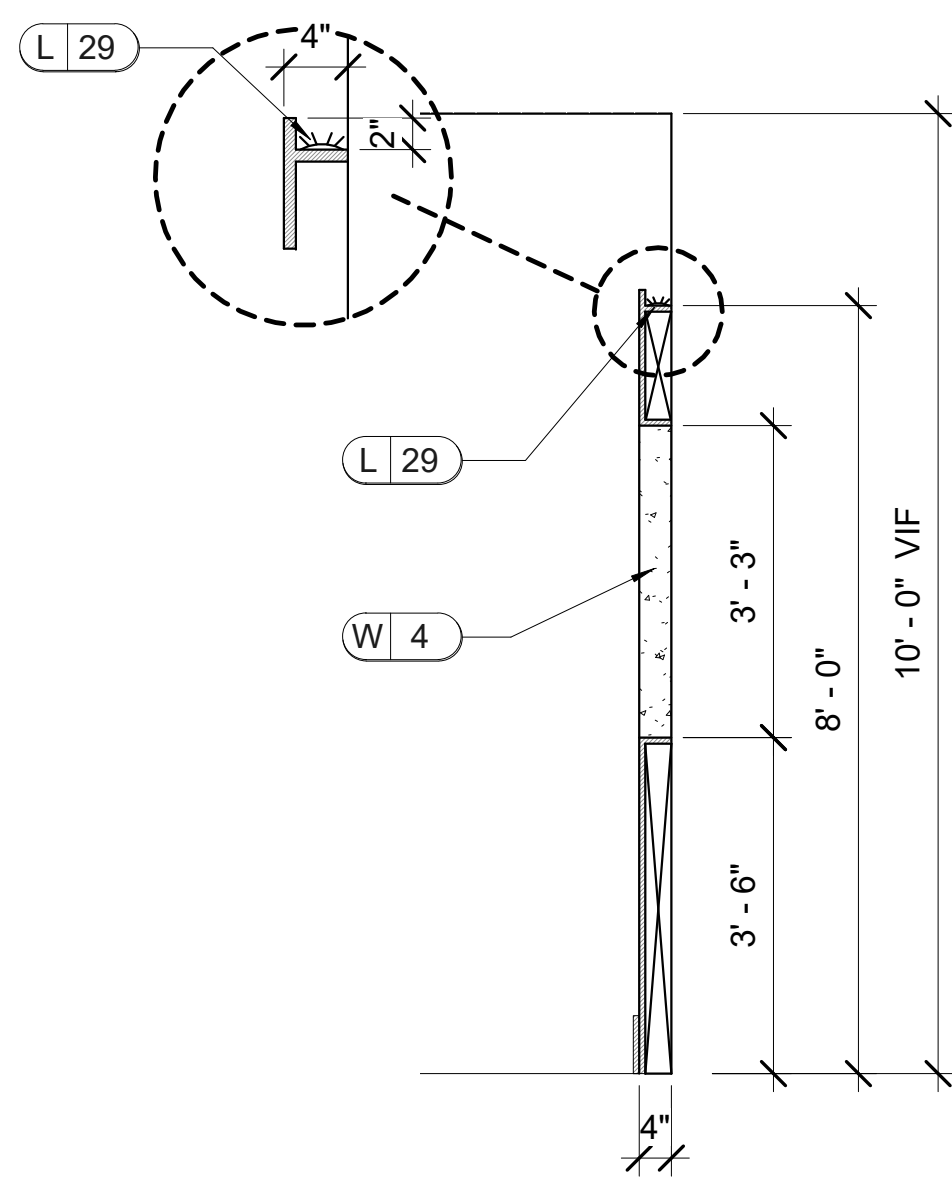
W2 **SMALL STUDY 1**
 ID.625 SCALE: 1/2" = 1'-0"
 NOTE: ALL TRIM TO BE PAINTED P2.



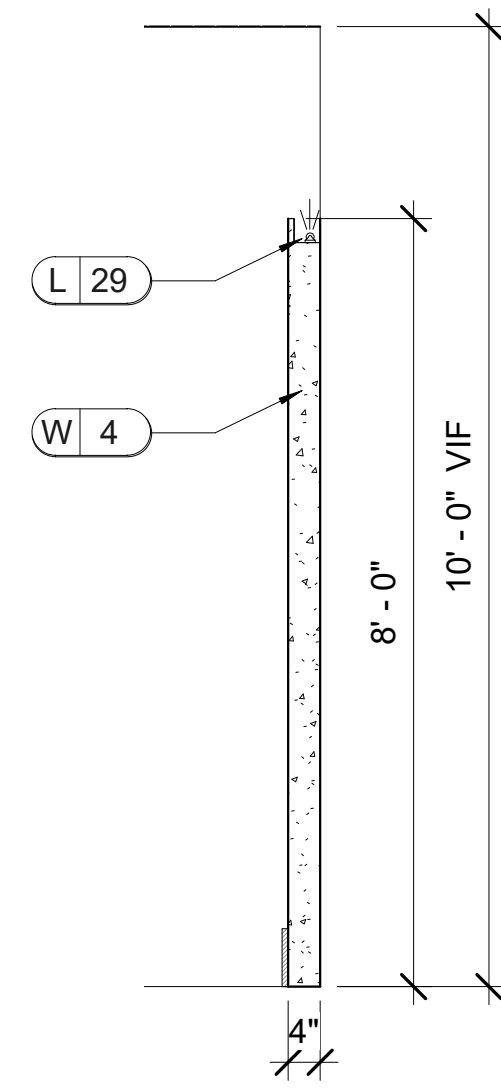
W3 **SMALL STUDY 1 TYP**
 ID.625 SCALE: 1/2" = 1'-0"
 NOTE: ALL TRIM TO BE PAINTED P2.



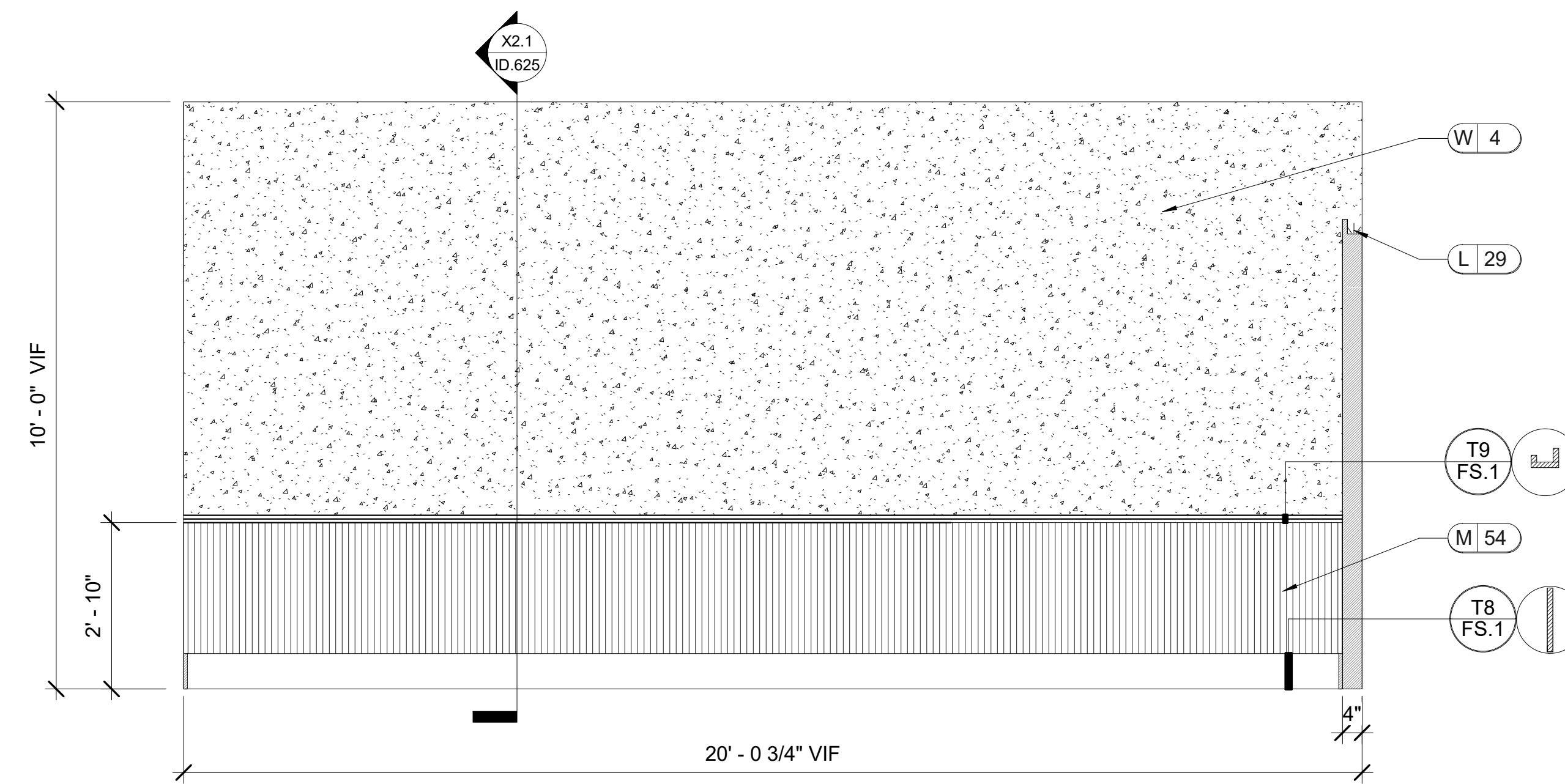
X1 **LARGE STUDY 2**
 ID.625 SCALE: 1/2" = 1'-0"
 NOTE: 1. ALL TRIM TO BE PAINTED P#.
 2. WALL TO BE SMOOTH FINISH.



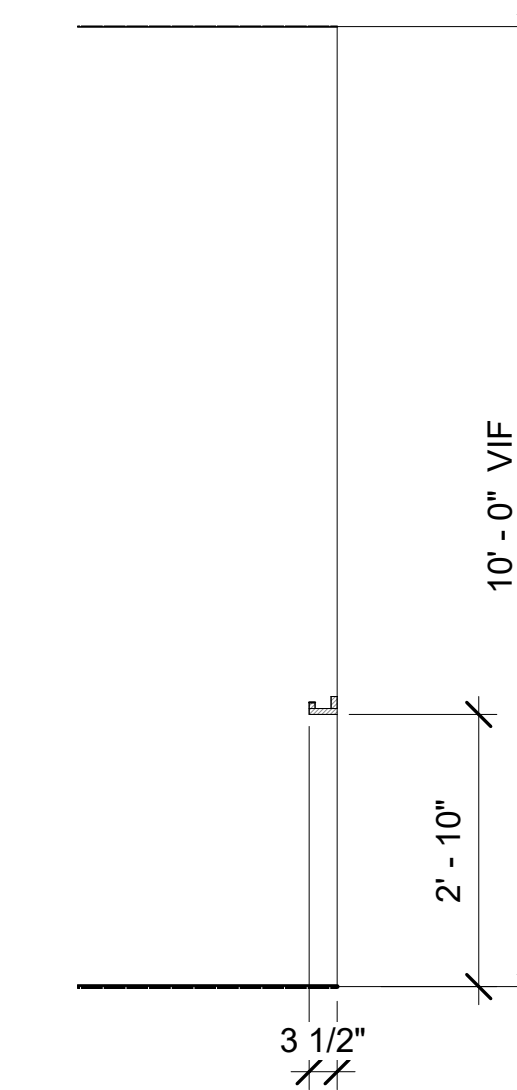
X1.1 **SECTION**
 ID.625 SCALE: 1/2" = 1'-0"



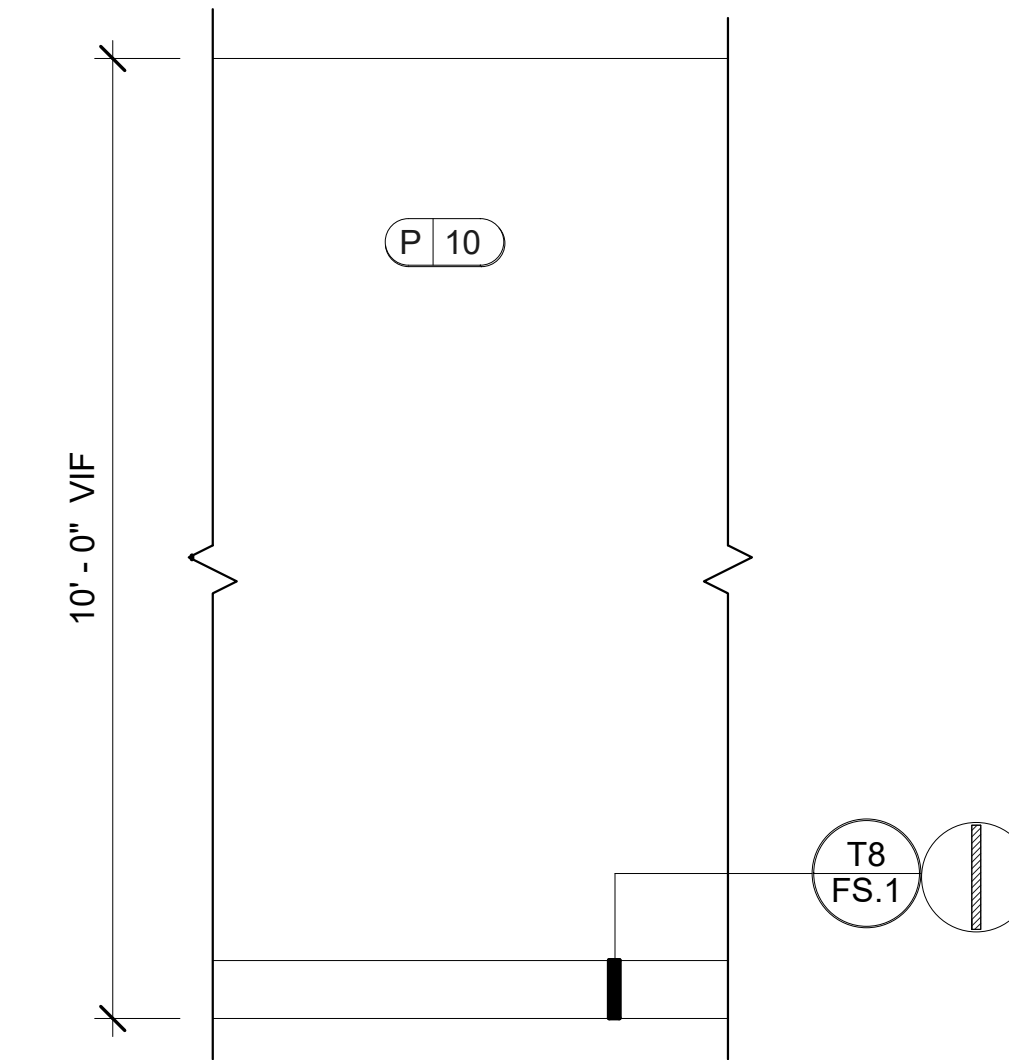
X1.2 **SECTION**
 ID.625 SCALE: 1/2" = 1'-0"



X2 **LARGE STUDY 2**
 ID.625 SCALE: 1/2" = 1'-0"
 NOTE: 1. ALL TRIM TO BE PAINTED P#.
 2. WALL TO BE SMOOTH FINISH.



X2.1 **SECTION**
 ID.625 SCALE: 1/2" = 1'-0"



X3 **LARGE STUDY 2 TYP.**
 ID.625 SCALE: 1/2" = 1'-0"
 NOTE: ALL TRIM TO BE PAINTED P#.

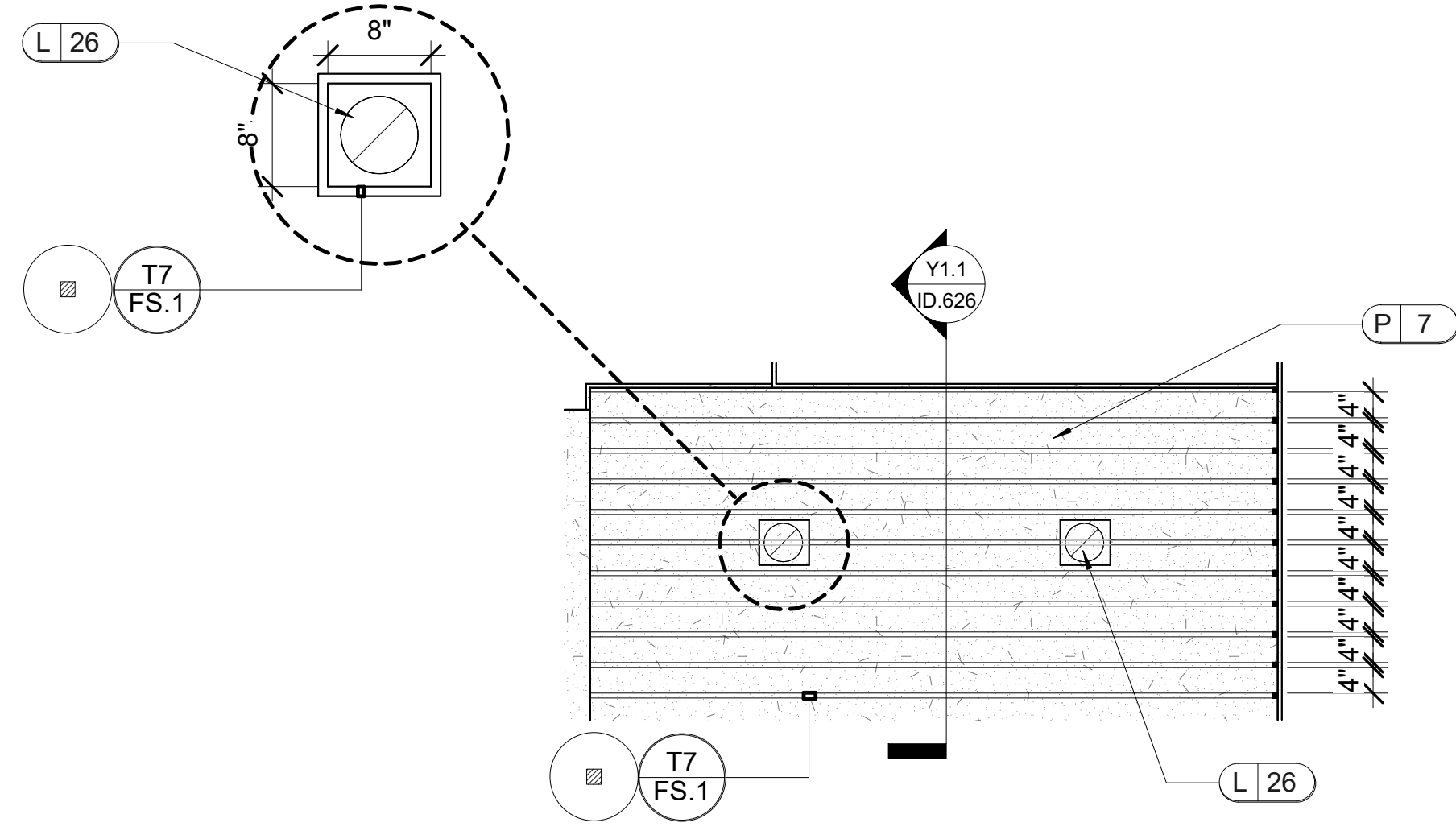
LEASING/ AMENITIES
 MARK at TALLAHASSEE PHASE III BLDG. C
 TALLAHASSEE, FL
 LANDMARK PROPERTIES

DIR.	REV.	DATE	REMARK	HRIS

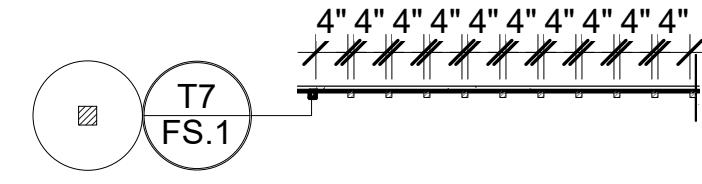
RELEASED FOR CONSTRUCTION	BEGIN DATE: 04.12.23
	RELEASE DATE: 06.28.23
	DESIGNER: JW
	CAD DESIGNER: TP
	REVIEWED BY: JW, TP, MDG

JOB # : 22593-C
TITLE: INTERIOR ELEVATIONS AND DETAILS
SHEET: ID.625

This Drawing is the property of Design Environments and may not be reproduced or used without their written permission.



Y1
ID.626
CEILING DETAIL
SCALE: 1/2" = 1'-0"
NOTE: 1. CEILING BEHIND T7/FS.1 TO BE PAINTED P8.
2. T7/FS.1 TO BE PAINTED P8.



Y1.1
ID.626
SECTION
SCALE: 1/2" = 1'-0"

JOB # : 22593-C

TITLE:
INTERIOR ELEVATIONS
AND DETAILS

SHEET:
ID.626

RELEASED FOR
CONSTRUCTION

BEGIN DATE: 04.12.23
RELEASE DATE: 06.28.23
DESIGNER: JW
CAD DESIGNER: TP
REVIEWED BY: JW,TP,MDG

REVISIONS

DR.	REV.	DATE	REMARK	HRS

LEASING/ AMENITIES
MARK at TALLAHASSEE PHASE III BLDG. C
TALLAHASSEE, FL
LANDMARK PROPERTIES


DESIGN
ENVIRONMENTS
DESIGN @ LIFE

Allen | Boston | Chicago | Cincinnati | San Francisco
Houston | Indianapolis | Miami Beach | Phoenix | San Diego | Seattle

This Drawing is the property of Design
Environments and may not be reproduced or
used without their written permission.

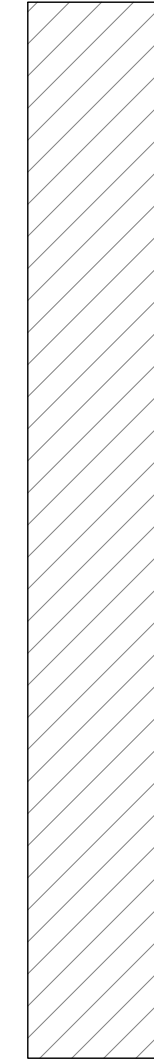
1X8
PER BUILDER
STOCK
3/4" X 7 1/4"
PAINT GRADE

RB-127
RANDALL BROTHERS
SHOE MOULD
1/2" X 3/4"
PAINT GRADE



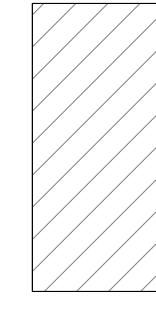
T1
FS.1 MOULDING PROFILE
SCALE: 12" = 1'-0"

1X6
PER BUILDER
STOCK
3/4" X 5 1/2"
PAINT GRADE



T2
FS.1 MOULDING PROFILE
SCALE: 12" = 1'-0"


1X2
PER BUILDER
STOCK
3/4" X 1 1/2"
PAINT GRADE



T3
FS.1 MOULDING PROFILE
SCALE: 12" = 1'-0"

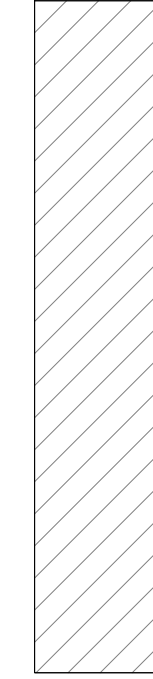
1X6
PER BUILDER
STOCK
3/4" X 5 1/2"
PAINT GRADE

RB-127
RANDALL BROTHERS
SHOE MOULD
1/2" X 3/4"
PAINT GRADE



T4
FS.1 MOULDING PROFILE
SCALE: 12" = 1'-0"

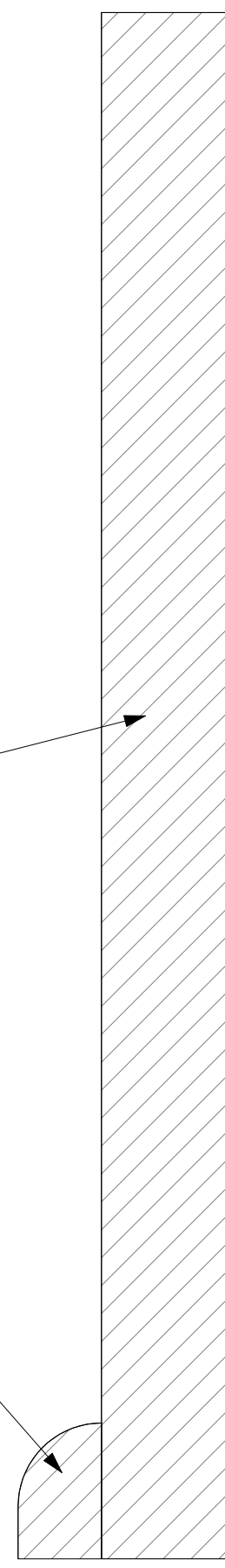
1X4
PER BUILDER
STOCK
3/4" X 3 1/2"
PAINT GRADE



T5
FS.1 MOULDING PROFILE
SCALE: 12" = 1'-0"

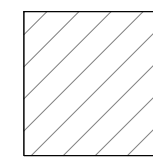
1X10
PER BUILDER
STOCK
3/4" X 9 1/4"
PAINT GRADE

RB-127
RANDALL BROTHERS
SHOE MOULD
1/2" X 3/4"
PAINT GRADE




T6
FS.1 MOULDING PROFILE
SCALE: 12" = 1'-0"

1X1
PER BUILDER
STOCK
3/4" X 3/4"
PAINT GRADE



T7
FS.1 MOULDING PROFILE
SCALE: 12" = 1'-0"

1X8
PER BUILDER
STOCK
3/4" X 7 1/4"
PAINT GRADE

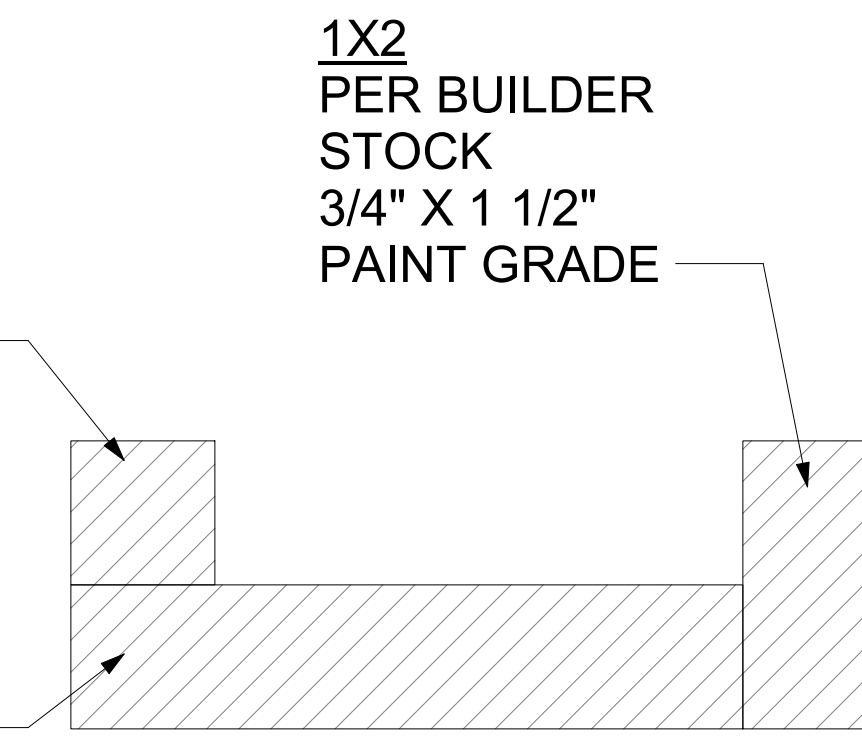


T8
FS.1 MOULDING PROFILE
SCALE: 12" = 1'-0"

1X1
PER BUILDER
STOCK
3/4" X 3/4"
PAINT GRADE

1X4
PER BUILDER
STOCK
3/4" X 3 1/2"
PAINT GRADE

1X2
PER BUILDER
STOCK
3/4" X 1 1/2"
PAINT GRADE



T9
FS.1 MOULDING PROFILE ASSEMBLY
SCALE: 12" = 1'-0"

LEASING/ AMENITIES
MARK at TALLAHASSEE PHASE III BLDG. C
TALLAHASSEE, FL
LANDMARK PROPERTIES

DIR.	REV.	DATE	REMARK	HRIS

RELEASED FOR CONSTRUCTION	BEGIN DATE:	04.12.23
	RELEASE DATE:	06.28.23
	DESIGNER:	JW
	CAD DESIGNER:	TP
	REVIEWED BY:	JW, TP, MDG

JOB # :	22593-C
TITLE:	MOULDING PROFILES
SHEET:	FS.1

FINISH SCHEDULES

FLOORING SCHEDULE

ID	ROOM NAME	LOCATION	MATERIAL / FINISH	MANUFACTURER	SERIES / LINE	COLOR NUMBER / NAME	FIRE RATING	SPECIAL NOTES
F1	LOBBY, BUILDING D LOBBY & MAIL, BUILDING D PACKAGE, BUILDING D SKY DECK	FLOORING	12" x 48" TILE	TRINITY TILE	12" x 48" WOOD LOOK TILE	EMBARK/NUT		GROUT: CUSTOM BUILDING PRODUCTS FUSION PRO: CONTACT: ELIZABETH CHAMBLEY,ECHAMBLEY@TRINITYSURFACES.COM, 770.856.5139
F2	LEASING, OFFICE #1, OFFICE #2, OFFICE #3, CLOSING	FLOORING	9" X 36" CARPET TILE	SHAW CONTRACT	ALL TOGETHER TILE 5T494	TOGETHER 50210		PATTERN: CONTACT: JESSA FINNEGAN AT JESSA.FINNEGAN@SHAWCONTRACT.COM
F3	RR, MEN'S, WOMEN'S	FLOORING	3x3 HEX MOSAIC	EMSER	SOURCE/ UNGLAZED PORCELAIN 3" HX	PURE WHITE MATTE		GROUT: CUSTOM BUILDING PRODUCTS FUSION PRO: CONTACT: AMANDA HANDLEY AT AMANDA.HANDLEY@EMSER.COM
F4	WORKROOM, PACKAGE, PARCEL, MAIL	FLOORING	LVT	MATCH TO UNIT SPECS				OWNER/ ARCHITECT TO PROVIDE DESIGNER UNIT SPECIFICATIONS FOR COORDINATION OF FINISHES.
F5	STUDY LOUNGE	FLOORING	8" X 10" HEX PORCELAIN TILE	DALTILE	BEEHIVE MEDLEY	CUBE NEGATIVE P048		GROUT: CUSTOM BUILDING PRODUCTS FUSION PRO: CONTACT: KATIE ROBERTS AT KATIE.ROBERTS@DAL TILE.COM
F6	STUDY LOUNGE	FLOORING	8" X 10" HEX PORCELAIN TILE	DALTILE	BEEHIVE MEDLEY	CUBE POSITIVE P047		F6 MUST ALIGN WITH M 42. GROUT: CUSTOM BUILDING PRODUCTS FUSION PRO: CONTACT: KATIE ROBERTS AT KATIE.ROBERTS@DAL TILE.COM
F7	LARGE STUDY	FLOORING	18" X 36" CARPET TILE	SHAW CONTRACT	SIDE BY SIDE TILE 5T452	CONNECT 50505		PATTERN: CONTACT: JESSA FINNEGAN AT JESSA.FINNEGAN@SHAWCONTRACT.COM
F8	CLUBROOM, HALL, TAN, ELEVATOR CAB	FLOORING		CERAMIC TECHNICS LTD	FIORANO SEDIMENT STONE	WHITE		PATTERN:: 1/2 OFFSET? GROUT: CUSTOM BUILDING PRODUCTS FUSION PRO: CONTACT: MARY BETH TALLANT AT MTALLANT@CERAMICTECHNICS.COM
F9	CLUBROOM,	FLOORING	9" X 36" CARPET TILE	SHAW CONTRACT	IN COMMON TILE 5T451	INCLUDE COLOR 50678		PATTERN: ASHLAR CONTACT: JESSA FINNEGAN AT JESSA.FINNEGAN@SHAWCONTRACT.COM
F10	FITNESS	FLOORING	6" X 6" RUBBER TILE	ECOsurfaces	CLASSIC	GULF SHORES 2605		PATTERN: CONTACT: KATIE MCGOWAN AT KCMCGOWAN@SPARTANSURFACES.COM
F11	SMALL STUDY 1, SMALL STUDY 2, LARGE STUDY 1, LARGE STUDY 2	FLOORING	9" X 36" CARPET TILE	SHAW CONTRACT	ALL TOGETHER TILE 5T494	INCLUDE COLOR 50678		PATTERN: AS SHOWN ON ID.403B. CONTACT: JESSA FINNEGAN AT JESSA.FINNEGAN@SHAWCONTRACT.COM
F12	SMALL STUDY 1, SMALL STUDY 2, LARGE STUDY 1, LARGE STUDY 2	FLOORING	9" X 36" CARPET TILE	SHAW CONTRACT	TRANSLATE TILE 5T408	CORRESPOND 05585		PATTERN: AS SHOWN ON ID.403B. CONTACT: JESSA FINNEGAN AT JESSA.FINNEGAN@SHAWCONTRACT.COM
F13	JAN. MECH. BUILDING D BIKE, BUILDING D LOBBY & MAIL JAN,	FLOORING	SEALED CONCRETE	PER BUILDER		CLEAR		
F14		FLOORING TRANSITION	METAL TRANSITION STRIP	SCHLUTER	SHIENE	AE/ SATIN ANODIZED ALUMINUM		CONTACT: ELIZABETH CHAMBLEY,ECHAMBLEY@TRINITYSURFACES.COM, 770.856.5139
F15		FLOORING TRANSITION	METAL TRANSITION STRIP	SCHLUTER	DECO (TILE/ TILE DECORATIVE, EDGE-PROTECTION PROFILE)	AE/ SATIN ANODIZED ALUMINUM		CONTACT: ELIZABETH CHAMBLEY,ECHAMBLEY@TRINITYSURFACES.COM, 770.856.5139
F16		FLOORING TRANSITION	METAL TRANSITION STRIP	SCHLUTER	RENO-U (EDGE-PROTECTION PROFILE FOR ABUTTING TILE TO LOWER TRANSITIONS)	AE/ SATIN ANODIZED ALUMINUM		CONTACT: ELIZABETH CHAMBLEY,ECHAMBLEY@TRINITYSURFACES.COM, 770.856.5139
F17		FLOORING TRANSITION	METAL TRANSITION STRIP	SCHLUTER	RENO V (TILE COVERINGS AND FLOOR COVERINGS AT LOWER ELEVATIONS)	AE/ SATIN ANODIZED ALUMINUM		CONTACT: ELIZABETH CHAMBLEY,ECHAMBLEY@TRINITYSURFACES.COM, 770.856.5139

LIGHTING SCHEDULE

ID	ROOM NAME	LOCATION	MATERIAL / FINISH	MANUFACTURER	SERIES / LINE	COLOR NUMBER / NAME	FIRE RATING	SPECIAL NOTES
L1	LOBBY	CEILING	PENDANT	VISUAL COMFORT & CO	WIT 5	700TDWIT5/ BLACK		LOCATE BOTTOM OF FIXTURE AT: 11' - 4" CONTACT MANUFACTURER FOR BULB RECOMMENDATION. CONTACT CATHLEEN SMITH AT CSMITH@VISUALCOMFORT.COM
L2	LOBBY, STUDY LOUNGE, CLUBROOM,SMALL STUDY 1	CEILING	CHANDELIER	VISUAL COMFORT & CO	EASTYN	CC16512MBK/ MIDNIGHT BLACK		LOBBY: 11' ; STUDY LOUNGE: 8' ; SMALL STUDY 1: 7'-5" AFF. SEE ELEVATIONS FOR BOTTOM OF FIXTURE LOCATIONS. CONTACT MANUFACTURER FOR BULB RECOMMENDATION. CONTACT CATHLEEN SMITH AT CSMITH@VISUALCOMFORT.COM
L3	LOBBY	CEILING	CHANDELIER	VISUAL COMFORT & CO	CYNARA	CHC 5165MBK/ MATTE BLACK		LOCATE BOTTOM OF FIXTURE AT: 11' - 3/4" CONTACT MANUFACTURER FOR BULB RECOMMENDATION. CONTACT CATHLEEN SMITH AT CSMITH@VISUALCOMFORT.COM

DESIGN ENVIRONMENTS
Atlanta | Boston | Chicago | Emeryville | San Francisco
 Hospitality | Institutional | Multi Family | Residential | Senior Living | Student Housing
This Drawing is the property of Design Environments and may not be reproduced or used without their written permission.

LEASING/ AMENITIES @
MARK at TALLAHASSEE PHASE III BLDG. C
TALLAHASSEE, FL
LANDMARK

REV	DATE	REMARKS
1		
2		
3		
4		
5		
6		
7		
8		
9		
10		

RELEASED FOR CONSTRUCTION
 BEGIN DATE: 05.20.23
 RELEASE DATE: 06.28.23
 DESIGNER: JW
 CAD DESIGNER: TP
 REVIEWED BY: MCGJW,TP

JOB # : 22593-C
 FINISH SCHEDULES
 SHEET: **FS.2**

FINISH SCHEDULES

LIGHTING SCHEDULE

ID	ROOM NAME	LOCATION	MATERIAL / FINISH	MANUFACTURER	SERIES / LINE	COLOR NUMBER / NAME	FIRE RATING	SPECIAL NOTES
L4+A8: I30	LOBBY	CEILING	CHANDELIER	VISUAL COMFORT & CO	CYNARA	CHC 5165MBK/ MATTE BLACK		LOCATE BOTTOM OF FIXTURE AT: 11' - 1/4" CONTACT MANUFACTURER FOR BULB RECOMMENDATION. CONTACT CATHLEEN SMITH AT CSMITH@VISUALCOMFORT.COM
L5	LOBBY	CEILING	CHANDELIER	VISUAL COMFORT & CO	CYNARA	CHC 5165MBK/ MATTE BLACK		LOCATE BOTTOM OF FIXTURE AT: 10' - 3/4" CONTACT MANUFACTURER FOR BULB RECOMMENDATION. CONTACT CATHLEEN SMITH AT CSMITH@VISUALCOMFORT.COM
L6	LOBBY	CEILING	CHANDELIER	VISUAL COMFORT & CO	CYNARA	CHC 5165MBK/ MATTE BLACK		LOCATE BOTTOM OF FIXTURE AT: 10' - 1/4" CONTACT MANUFACTURER FOR BULB RECOMMENDATION. CONTACT CATHLEEN SMITH AT CSMITH@VISUALCOMFORT.COM
L7	LOBBY	CEILING	CHANDELIER	VISUAL COMFORT & CO	CYNARA	CHC 5165MBK/ MATTE BLACK		LOCATE BOTTOM OF FIXTURE AT: 9' - 3/4" CONTACT MANUFACTURER FOR BULB RECOMMENDATION. CONTACT CATHLEEN SMITH AT CSMITH@VISUALCOMFORT.COM
L8	LOBBY	CEILING	CHANDELIER	VISUAL COMFORT & CO	CYNARA	CHC 5165MBK/ MATTE BLACK		LOCATE BOTTOM OF FIXTURE AT: 9' - 1/4" MANUFACTURER FOR BULB RECOMMENDATION. CONTACT CATHLEEN SMITH AT CSMITH@VISUALCOMFORT.COM
L9	CLOSING	CEILING	FLUSH MOUNT	VISUAL COMFORT & CO	NODES	KF1001MBK/ MIDNIGHT BLACK		CONTACT MANUFACTURER FOR BULB RECOMMENDATION. CONTACT CATHLEEN SMITH AT CSMITH@VISUALCOMFORT.COM
L10	RR	WALL	WALL SCONCE	VISUAL COMFORT & CO	DOBSON II 3-LIGHT BATH SCONCE	700BCDBS3SB		LOCATE JUNCTION BOX AT: 7' - 10" CONTACT MANUFACTURER FOR BULB RECOMMENDATION CONTACT CATHLEEN SMITH AT CSMITH@VISUALCOMFORT.COM
L11	STUDY LOUNGE	CEILING	PENDANT	CURREY & COMPANY	BRUCE BLACK PENDANT	9000-0182		LOCATE BOTTOM OF FIXTURE AT 6' - 6"; CONTACT MANUFACTURER FOR BULB RECOMMENDATION CONTACT LISA MCWILLIAMS AT NOVDSLCC@GMAIL.COM
L12	LARGE STUDY	CEILING	PENDANT	CURREY & COMPANY	PLUNGE WOOD PENDANT	9000-0995		LOCATE BOTTOM OF FIXTURE AT: 7' - 5" CONTACT MANUFACTURER FOR BULB RECOMMENDATION CONTACT LISA MCWILLIAMS AT NOVDSLCC@GMAIL.COM
L13	CLUBROOM	CEILING	CHANDELIER	VISUAL COMFORT & CO	GABLE 18 LIGHT CHANDELIER	700TRSPGBL18		LOCATE BOTTOM OF FIXTURE AT: 10'-0" CONTACT MANUFACTURER FOR BULB RECOMMENDATION CONTACT CATHLEEN SMITH AT CSMITH@VISUALCOMFORT.COM
L14	CLUBROOM, COLLABORATION (LEVEL 6B), BUILDING D SKYDECK	CEILING	PENDANT	VISUAL COMFORT & CO	HASTINGS	S 5646HAB-BLK/HAND-RUBBED ANTIQUE BRASS		LOCATE BOTTOM OF FIXTURE AT: 5'-5" CONTACT MANUFACTURER FOR BULB RECOMMENDATION CONTACT CATHLEEN SMITH AT CSMITH@VISUALCOMFORT.COM
L15	MEN'S, WOMEN'S	CEILING	PENDANT	VISUAL COMFORT & CO	NODES	KP1001MBK/ MIDNIGHT BLACK		LOCATE BOTTOM OF FIXTURE AT: 7'-5". CONTACT MANUFACTURER FOR BULB RECOMMENDATION. CONTACT CATHLEEN SMITH AT CSMITH@VISUALCOMFORT.COM
L16	ELEVATOR LOBBY	CEILING	CHANDELIER	ARTERIORS	GRIFFITH CHANDELIER	89047 ANTIQUE BRASS		LOCATE BOTTOM OF FIXTURE AT: 8'-0" CONTACT MANUFACTURER FOR BULB RECOMMENDATION CONTACT: MARIAH PADGET AT MARIAH@JDOUGLAS.COM
L17	FITNESS	CEILING	CEILING FAN	VISUAL COMFORT & CO	MAVERICK	3MAVR70BKBD/ MATTE BLACK WITH MATTE BLACK BLADES		CONTACT MANUFACTURER FOR BULB RECOMMENDATION. CONTACT CATHLEEN SMITH AT CSMITH@VISUALCOMFORT.COM
L18	CLUBROOM	CEILING	CHANDELIER	VISUAL COMFORT & CO	VIAGGIO	700VGO/OPAL/BRASS		LOCATE BOTTOM OF FIXTURE AT: 8'-0" CONTACT MANUFACTURER FOR BULB RECOMMENDATION CONTACT CATHLEEN SMITH AT CSMITH@VISUALCOMFORT.COM
L19	COLLABORATION	CEILING	CHANDELIER	CURREY & COMPANY	LONGAVILLE	9000-0731 BLACK		LOCATE BOTTOM OF FIXTURE AT: 7'-0" CONTACT MANUFACTURER FOR BULB RECOMMENDATION CONTACT LISA MCWILLIAMS AT NOVDSLCC@GMAIL.COM
L20	LARGE STUDY 1, LARGE STUDY 2	CEILING	CHANDELIER	VISUAL COMFORT & CO	LUNE MEDIUM LINEAR	EC1264/ AGED IRON		LOCATE BOTTOM OF FIXTURE AT: 7' - 4 3/8" CONTACT MANUFACTURER FOR BULB RECOMMENDATION CONTACT CATHLEEN SMITH AT CSMITH@VISUALCOMFORT.COM

DESIGN ENVIRONMENTS
Atlanta | Boston | Chicago | Emeryville | San Francisco
 Hospitality | Institutional | Multi Family | Residential | Senior Living | Student Housing
This Drawing is the property of Design Environments and may not be reproduced or used without their written permission.

LEASING/ AMENITIES @
MARK at TALLAHASSEE PHASE III BLDG. C
TALLAHASSEE, FL
LANDMARK

REV#	DATE	REVISIONS

RELEASED FOR CONSTRUCTION
 BEGIN DATE: 05.20.23
 RELEASE DATE: 06.28.23
 DESIGNER: JW
 CAD DESIGNER: TP
 REVIEWED BY: MCGJW/TP

JOB # : 22593-C
 FINISH SCHEDULES
 SHEET: **FS.3**

FINISH SCHEDULES

LIGHTING SCHEDULE

ID	ROOM NAME	LOCATION	MATERIAL / FINISH	MANUFACTURER	SERIES / LINE	COLOR NUMBER / NAME	FIRE RATING	SPECIAL NOTES
L20	LARGE STUDY 1, LARGE STUDY 2	CEILING	CHANDELIER	VISUAL COMFORT & CO	LUNE MEDIUM LINEAR	EC1264/ AGED IRON		LOCATE BOTTOM OF FIXTURE AT: 7' - 4 3/8" CONTACT MANUFACTURER FOR BULB RECOMMENDATION CONTACT CATHLEEN SMITH AT CSMITH@VISUALCOMFORT.COM
L21	LARGE STUDY	CEILING	CHANDELIER	CURREY & COMPANY	SHIZEN ROPE CHANDELIER	9000-0965		LOCATE BOTTOM OF FIXTURE AT: 7'-0". CONTACT MANUFACTURER FOR BULB RECOMMENDATION CONTACT LISA MCWILLIAMS AT NOVDSL@GMAIL.COM
L22	COLLABORATION	WALL	WALL SCONCE	CURREY & COMPANY	QUADRATO	5900-0038/ BRONZE		LOCATE JUNCTION BOX AT: 9'- 4" CONTACT MANUFACTURER FOR BULB RECOMMENDATION CONTACT LISA MCWILLIAMS AT NOVDSL@GMAIL.COM
L23	COLLABORATION	WALL	WALL MOUNT	VISUAL COMFORT & CO	DESSAU 24 PICTURE LIGHT	700DES24/ NIGHTSHADE BLACK		LOCATE JUNCTION BOX AT: 10' - 9" CONTACT MANUFACTURER FOR BULB RECOMMENDATION CONTACT CATHLEEN SMITH AT CSMITH@VISUALCOMFORT.COM
L24	TYPICAL	CEILING	RECESSED CANS	PER ELECTRICAL PROVIDER		BAFFLE:WHITE RIM: WHITE		4" DIAMETER
L25	LARGE STUDY	CEILING	RECESSED CANS	PER ELECTRICAL PROVIDER		BAFFLE:BLACK RIM: BLACK		4" DIAMETER
L26	LOBBY, STUDDY LOUNGE, MAIL, COLLABORATION,	SOFFIT	2" RECESSED LED PIN LIGHT	ASPECT LED	2" LED RECESSED LIGHT	AL-RL-D-2-U-120VAC-WW-SN-60		BULB TEMPERATURE NO MORE THAN 3000K, CONNECTS DIRECTLY TO HOUSE VOLTAGE . ASPECTLIGHTING.COM
L27	MECH, JANITOR,	CEILING	2X2 FLUORESCENT	PER ELECTRICAL PROVIDER		HOUSING: STAINLESS		
L28	IDF,	CEILING	2X4 FLUORESCENT LIGHT	PER BUILDER	8.6" W X 3" H X 24.1" L	HOUSING: STAINLESS		
L29	LOBBY, CLOSING, LARGE STUDY 2, FITNESS	BUILT-IN	LED ROPE LIGHTING	LUMILUM	120V LED STRIP LIGHTS - WARM WHITE (22700K) HARDWARED	# HDL2410-I22420-16W/ WARM WHITE		DO NOT SUBSTITUTE HARDWIRED LED ROPE LIGHT. SECURE IN U CHANNEL SOLD SEPERATELY.
L30	SAUNA	CEILING	RECESSED CANS	PER ELECTRICAL PROVIDER	WET RATED	BAFFLE:WHITE RIM: WHITE		4" DIAMETER

COUNTERTOP SCHEDULE

ID	ROOM NAME	LOCATION	MATERIAL / FINISH	MANUFACTURER	SERIES / LINE	COLOR NUMBER / NAME	FIRE RATING	SPECIAL NOTES
CT1	LOBBY	COUNTER TOP	QUARTZ	CAMBRIA	GRANDEUR	BERKSHIRE BRASS SMOOTH		THICKNESS: 3CM, CONTACT: SUSAN CRONIN AT SUSAN.CRONIN@CAMBRIAUSA.COM
CT2	LOBBY, LEASING, STUDY LOUNGE, MEN'S, WOMEN'S, CLUBROOM, SMALL STUDY 2, RR,	PAINT/ SEMI- GLOSS	QUARTZ	CAMBRIA	SIGNATURE SERIES	MINNESOTA SNOW		THICKNESS: 2CM, 3CM, CONTACT: SUSAN CRONIN AT SUSAN.CRONIN@CAMBRIAUSA.COM
CT3	ELEVATOR LOBBY, CLUBROOM,	COUNTER TOP	QUARTZ	CAMBRIA	SIGNATURE SERIES	VAIL VILLAGE		THICKNESS: 2CM, 3CM, CONTACT: SUSAN CRONIN AT SUSAN.CRONIN@CAMBRIAUSA.COM
CT4	STUDY LOUNGE	COUNTER TOP	QUARTZ	CAESARSTONE	METROPOLITAN	5810/ BLACK TEMPAL		THICKNESS: 3CM, CONTACT: KAREN.HUTTO@CASEARSTONEUS.COM
CT5	MAIL, COLLABORATION	COUNTER TOP	QUARTZ	CAESARSTONE	METROPOLITAN	4004/ RAW CONCRETE		THICKNESS: 3CM, CONTACT: KAREN.HUTTO@CASEARSTONEUS.COM
CT6	BREAK ROOM	COUNTER TOP	GRANITE	MATCH TO UNIT SPECS				OWNER/ ARCHITECT TO NOTIFY DESIGNER OF UNIT SPECS WHEN SELECTED.

WALLPAPER SCHEDULE

ID	ROOM NAME	LOCATION	MATERIAL / FINISH	MANUFACTURER	SERIES / LINE	COLOR NUMBER / NAME	FIRE RATING	SPECIAL NOTES
W1	LOBBY	WALL	WALLCOVERING	MITCHELL BLACK	NIA	TAUPE/ FORBES + MASTERS	TYPE II VINYL-CVT	CONTACT: MARCY SWERDLOW AT MARCY@MITCHELLBLACKHOME.COM 773-263-7721
W2	LOBBY	WALL	WALLCOVERING	GRAVITY DIGITAL WALLS	CORPORATE WORD WALL	CORAL/G1-09-02	ASTM-E84 - CLASS A	CONTRACTOR TO FIELD MEASURE WALL, SUBMIT TO GRAVITY DIGITAL WALLS FOR DIGITAL MOCK UP FOR DESIGN ENVIRONMENTS TO APPROVE PRIOR TO PURCHASE. CONTRACTOR TO INSTALL. WWW.GRAVITYDIGITALWALLS.COM
W3	STUDY LOUNGE	WALL	WALLCOVERING	OLIVIA AND POPPY	PAEIDOLIA	VIN-PAR-CLR	TYPE II - CLASS A	CONTRACTOR TO PURCHASE AND INSTALL OLIVIAANDPOPPY.COM
W4	LARGE STUDY 1, LARGE STUDY 2	WALL	WRITABLE WALL COVERING	PEER HATCH	CONCRETE	TEXTURED CONCRETE	CLASS A ASTM-E84	CONTRACTOR TO FIELD MEASURE WALL, SUBMIT TO GRAVITY DIGITAL WALLS FOR DIGITAL MOCK UP FOR DESIGN ENVIRONMENTS TO APPROVE PRIOR TO PURCHASE. CONTRACTOR TO INSTALL. WWW.PEERHATCH.COM
W5	MAIL	WALL	MURAL	PHOTOWALL	WA COLLECTION	E21834	C-S1.D0	CONTRACTOR TO FIELD MEASURE WALL, SUBMIT TO PHOTOWALL FOR DIGITAL MOCK UP FOR DESIGN ENVIRONMENTS TO APPROVE PRIOR TO PURCHASE. CONTRACTOR TO INSTALL. WWW.PHOTOWALL.COM

DESIGN ENVIRONMENTS
 DESIGN FOR LIFE
 Atlanta | Boston | Chicago | Emeryville | San Francisco
 Hospitality | Institutional | Multi Family | Residential | Senior Living | Student Housing
This Drawing is the property of Design Environments and may not be reproduced or used without their written permission.

LEASING/ AMENITIES @
MARK at TALLAHASSEE PHASE III BLDG. C
TALLAHASSEE, FL
LANDMARK

REV	DATE	REVISIONS

RELEASED FOR CONSTRUCTION
 BEGIN DATE: 05.20.23
 RELEASE DATE: 06.28.23
 DESIGNER: JW
 CAD DESIGNER: TP
 REVIEWED BY: MG, JW, TP

JOB # : 22593-C
 TITLE: FINISH SCHEDULES
 SHEET: FS.4

FINISH SCHEDULES

WALLPAPER SCHEDULE

ID	ROOM NAME	LOCATION	MATERIAL / FINISH	MANUFACTURER	SERIES / LINE	COLOR NUMBER / NAME	FIRE RATING	SPECIAL NOTES
W6	CLUBROOM	WALL	MURAL	GRAVITY DIGITAL WALLS	LAMINA	MURANO GLASS/ G1-17-04	ASTM-E84 - CLASS A	CONTRACTOR TO FIELD MEASURE WALL, SUBMIT TO GRAVITY DIGITAL WALLS FOR DIGITAL MOCK UP FOR DESIGN ENVIRONMENTS TO APPROVE PRIOR TO PURCHASE. CONTRACTOR TO INSTALL. WWW.GRAVITYDIGITALWALLS.COM
W7	COLLABORATION	WALL	WALLCOVERING	INNOVATIONS USA	ORIGAMI	ORI17/ FOSSIL	ASTM E84- CLASS A	CONTACT MICHELE HATFIELD AT MHATFIELD@INNOVATIONSUS.COM
W8	SMALL STUDY 1, SMALL STUDY 2	WALL	WRITABLE WALL COVERING 54" WIDE	PEER HATCH	WOOD	WHITE WOOD	CLASS A ASTM-E84	CONTRACTOR TO FIELD MEASURE WALL, SUBMIT TO GRAVITY DIGITAL WALLS FOR DIGITAL MOCK UP FOR DESIGN ENVIRONMENTS TO APPROVE PRIOR TO PURCHASE. CONTRACTOR TO INSTALL WWW.PEERHATCH.COM
W9	SMALL STUDY 2	WALL	MURAL	PHOTOWALL	WA COLLECTION	E319169	C-S1.D0	CONTRACTOR TO FIELD MEASURE WALL, SUBMIT SIZE TO PHOTOWALL FOR DIGITAL MOCK UP FOR DESIGN ENVIRONMENTS TO APPROVE PRIOR TO PURCHASE. CONTRACTOR TO INSTALL. WWW.PHOTOWALL.COM
W10	SMALL STUDY 1	WALL	MURAL	PHOTOWALL	WA COLLECTION	E319168	C-S1.D1	CONTRACTOR TO FIELD MEASURE WALL, SUBMIT SIZE TO PHOTOWALL FOR DIGITAL MOCK UP FOR DESIGN ENVIRONMENTS TO APPROVE PRIOR TO PURCHASE. CONTRACTOR TO INSTALL. WWW.PHOTOWALL.COM
W11	FITNESS	WALL	MURAL	GRAVITY DIGITAL WALLS	GYM FITNESS	TEAL/ G1-16-04	ASTM-E84 - CLASS A	CONTRACTOR TO FIELD MEASURE WALL, SUBMIT SIZE TO GRAVITY DIGITAL WALLS FOR DIGITAL MOCK UP FOR DESIGN ENVIRONMENTS TO APPROVE PRIOR TO PURCHASE. CONTRACTOR TO INSTALL. WWW.GRAVITYDIGITALWALLS.COM

PAINT SCHEDULE

ID	ROOM NAME	LOCATION	MATERIAL / FINISH	MANUFACTURER	SERIES / LINE	COLOR NUMBER / NAME	FIRE RATING	SPECIAL NOTES
P1	TYPICAL	WALL, CEILING	PAINT/ FLAT	SHERWIN WILLIAMS	PROMAR 200 ZERO VOC INTERIOR LATEX	SW7668/ MARCH WIND		ALL VENTS TO BE PAINTED THE WALL/ CEILING COLOR IN WHICH THEY ARE LOCATED.
P2	TYPICAL	TRIM	PAINT/ SEMI- GLOSS	SHERWIN WILLIAMS	PROMAR 200 ZERO VOC INTERIOR LATEX	SW9166/DRIFT OF MIST		ALL VENTS TO BE PAINTED THE WALL/ CEILING COLOR IN WHICH THEY ARE LOCATED.
P3	LOBBY	WALL	PAINT/ FLAT	SHERWIN WILLIAMS	PROMAR 200 ZERO VOC INTERIOR LATEX	SW6228/REFUGE		ALL VENTS TO BE PAINTED THE WALL/ CEILING COLOR IN WHICH THEY ARE LOCATED.
P4	LOBBY	WALL	PAINT/ SEMI- GLOSS	SHERWIN WILLIAMS	PROMAR 200 ZERO VOC INTERIOR LATEX	SW6228/REFUGE		ALL VENTS TO BE PAINTED THE WALL/ CEILING COLOR IN WHICH THEY ARE LOCATED.
P5	LEASING, MAIL, OFFICE 1, OFFICE 2, OFFICE, 3	WALL AS SHOWN	PAINT/ FLAT	SHERWIN WILLIAMS	PROMAR 200 ZERO VOC INTERIOR LATEX	SW6214/ UNDERSEAS		ALL VENTS TO BE PAINTED THE WALL/ CEILING COLOR IN WHICH THEY ARE LOCATED.
P6	LEASING	WALL	PAINT/ SEMI- GLOSS	SHERWIN WILLIAMS	PROMAR 200 ZERO VOC INTERIOR LATEX	SW6214/ UNDERSEAS		ALL VENTS TO BE PAINTED THE WALL/ CEILING COLOR IN WHICH THEY ARE LOCATED.
P7	STUDY LOUNGE, LARGE STUDY	COLUMN, WALL	PAINT/ FLAT	SHERWIN WILLIAMS	PROMAR 200 ZERO VOC INTERIOR LATEX	SW 7019 GAUNTLET GRAY		ALL VENTS TO BE PAINTED THE WALL/ CEILING COLOR IN WHICH THEY ARE LOCATED.
P8	STUDY LOUNGE, LARGE STUDY, FITNESS	TRIM, BEAM, DORS	PAINT/ SEMI- GLOSS	SHERWIN WILLIAMS	PROMAR 200 ZERO VOC INTERIOR LATEX	SW 7019 GAUNTLET GRAY		ALL VENTS TO BE PAINTED THE WALL/ CEILING COLOR IN WHICH THEY ARE LOCATED.
P9	STUDY LOUNGE	SOFFIT	PAINT/ FLAT	SHERWIN WILLIAMS	PROMAR 200 ZERO VOC INTERIOR LATEX	TBD		ALL VENTS TO BE PAINTED THE WALL/ CEILING COLOR IN WHICH THEY ARE LOCATED.
P10	SMALL STUDY 2,	WALL	PAINT/ FLAT	SHERWIN WILLIAMS	PROMAR 200 ZERO VOC INTERIOR LATEX	SW9166/DRIFT OF MIST		ALL VENTS TO BE PAINTED THE WALL/ CEILING COLOR IN WHICH THEY ARE LOCATED.
P11	STUDY LOUNGE, LARGE STUDY	TRIM	PAINT/ SEMI- GLOSS	SHERWIN WILLIAMS	PROMAR 200 ZERO VOC INTERIOR LATEX	SW7668/ MARCH WIND		ALL VENTS TO BE PAINTED THE WALL/ CEILING COLOR IN WHICH THEY ARE LOCATED.
P12	COLLABORATION,	WALL AS SHOWN	PAINT/ FLAT	SHERWIN WILLIAMS	PROMAR 200 ZERO VOC INTERIOR LATEX	SW 2848 ROYCROFT PEWTER		ALL VENTS TO BE PAINTED THE WALL/ CEILING COLOR IN WHICH THEY ARE LOCATED.
P13	COLLABORATION,	TRIM	PAINT/ SEMI- GLOSS	SHERWIN WILLIAMS	PROMAR 200 ZERO VOC INTERIOR LATEX	SW 2848 ROYCROFT PEWTER		ALL VENTS TO BE PAINTED THE WALL/ CEILING COLOR IN WHICH THEY ARE LOCATED.

DESIGN ENVIRONMENTS
Atlanta | Boston | Chicago | Columbus | San Francisco
 Hospitality | Institutional | Multi Family | Residential | Senior Living | Student Housing
This Drawing is the property of Design Environments and may not be reproduced or used without their written permission.

LEASING/ AMENITIES @
MARK at TALLAHASSEE PHASE III BLDG. C
TALLAHASSEE, FL
LANDMARK

REV	DATE	REVISIONS

RELEASED FOR CONSTRUCTION
 BEGIN DATE: 05.20.23
 RELEASE DATE: 06.28.23
 DESIGNER: JW
 CAD DESIGNER: TP
 REVIEWED BY: MG, JW, TP

JOB # : 22593-C
 TITLE: FINISH SCHEDULES
 SHEET: FS.5

FINISH SCHEDULES

MOULDING SCHEDULE

ID	ROOM NAME	LOCATION	MATERIAL / FINISH	MANUFACTURER	SERIES / LINE	TRIM TYPE	FIRE RATING	SPECIAL NOTES
T1	CLUBROOM, COLLABORATION, ELEVATOR LOBBY, HALL, LOBBY	USED AS BASE ON HARD SURFACE FLOORING	PAINT GRADE	PER BUILDER, RANDALL BROTHERS	1X8, RB-127	STOCK BASE ASSEMBLY		
T2	LARGE STUDY, OFFICE 1, OFFICE 2, OFFICE 3	USE AS BASE ON SOFT SURFACE FLOORING	PAINT GRADE	RANDALL BROTHERS	1X6	STOCK		
T3	COLLABORATION, LEASING, MAIL, LARGE PACKAGE, MEN'S, RR	WALL AS SHOWN	PAINT GRADE	RANDALL BROTHERS	1X2	STOCK		
T4	MAIL, LARGE PACKAGE, WORKROOM	USED AS BASE ON HARD SURFACE FLOORING	PAINT GRADE	PER BUILDER, RANDALL BROTHERS	1X6, RB-127	STOCK BASE ASSEMBLY		
T5	LARGE STUDY, LOBBY, MAIL	WALL AS SHOWN	PAINT GRADE	RANDALL BROTHERS	1X4	STOCK		
T6	MEN'S, STUDY LOUNGE	USED AS BASE ON HARD SURFACE FLOORING	PAINT GRADE	PER BUILDER, RANDALL BROTHERS	1X10, RB-127	STOCK BASE ASSEMBLY		
T7	LARGE STUDY	CEILING AS SHOWN, WALL AS SHOWN	PAINT GRADE	PER BUILDER	1X1	STOCK		
T8	COLLABORATION, LARGE STUDY 1, LARGE STUDY 2, SMALL STUDY 1, SMALL STUDY 2	USED AS BASE ON SOFT SURFACE FLOORING	PAINT GRADE	PER BUILDER	1X8	STOCK		
T9	LARGE STUDY 1, LARGE STUDY 2, SMALL STUDY 1, SMALL STUDY 2	WALL AS SHOWN	PAINT GRADE	PER BUILDER	1X1, 1X2 1X4	STOCK ASSEMBLY		

MISCELLANEOUS SCHEDULE

ID	ROOM NAME	LOCATION	MATERIAL / FINISH	MANUFACTURER	SERIES / LINE	COLOR NUMBER / NAME	FIRE RATING	SPECIAL NOTES
M1	WORKROOM	FLOOR	SIDE BY SIDE ADA COMPLIANT REFRIDGERATOR	GE APPLIANCES	GSS25GSHSS	STAINLESS STEEL	69.5" H x 35.75" W x 34.75" D	GEAPPLIANCE.COM
M2	WORKROOM	UNDERCOUNTER	ADA COMPLIANT DISHWASHER	GE APPLIANCE	GDT226SSLSS	STAINLESS STEEL	32.25" H x 23.75" W x 23.5" D	GEAPPLIANCE.COM
M3	CLUBROOM	UNDERCOUNTER	UNDERCOUNTER GLASS FRONT REFRIGERATOR	SUMMIT APPLIANCE	AL57GCSS	STAINLESS STEEL	32" H x 23.63" W x 22.63" D	WWW.SUMMITAPPLIANCE.COM, ADA COMPLIANT
M4	CLUBROOM	UNDERCOUNTER	15" ICE MAKER - NUGGET ICE	GE APPLIANCE		UNC15NJII	33.875" H x 14.875" W x 22.75" D	GEAPPLIANCE.COM
M5	PARCEL	FLOOR	REFRIGERATOR	IMBERA FOOD SERVICE/ OR EQUAL	VRD21		57.5" H x 40.125" W x 24.5" D	WWW.IMBERACOOING.COM
M6	WORKROOM	FLOOR	COPIER	PER CLIENT				
M7	STUDY LOUNGE, COLLABORATION	CABINET	PRINTER	PER CLIENT				
M8	LOBBY, COLLABORATION	COUNTERTOP	COFFEE MACHINE	BUNN	SURE IMMERSION 312	44400.0200 STAINLESS/ BLACK		CLIENT TO CONFIRM COFFEE MACHINE MEETS ADA REQUIREMENTS
M9	TYPICAL		TV	PER CLIENT				SIZES PER ELEVATIONS.
M10	TYPICAL	WALLS	RECESSED OUTLET	PER ELECTRICAL PROVIDER				
M11	TYPICAL	ELECTRICAL OUTLET	SWITCHES, COVERS, RECEPTACLES	PER ELECTRICAL PROVIDER		WHITE		
M12	LOBBY, LEASING	GROMMET HOLE	2 1/2" CAP AND LINER	MOCKETT	EDP SERIES	95-WHITE		WWW.MOCKETT.COM
M13	LOBBY, STUDY LOUNGE, COLLABORATION	COUNTERTOP	POPO UP POWER GROMMET	MOCKETT	PCS64/2/USB - DUAL-SIDED ILLUMINATED POP-UP POWER GROMMET DOCK W/ USB	23-METALIC SILVER		USE M15 CORD MANAGMENTAS NEEDED TO CONCEAL LECTRICAL CORDS WWW.MOCKETT.COM
M14	COLLABORATION	COUNTERTOP AS SHOWN	POPO UP POWER GROMMET	MOCKETT	PCS64/2/USB - DUAL-SIDED ILLUMINATED POP-UP POWER GROMMET DOCK W/ USB	90-BLACK		USE M15 CORD MANAGMENTAS NEEDED TO CONCEAL LECTRICAL CORDS WWW.MOCKETT.COM
M15	LOBBY, COLLABORATION	UNDER COUNTER, WALL	WIRE MANAGEMENT	MOCKETT	WM6- CURVED WIRE MANAGER RACEWAY	92- GREY		WWW.MOCKETT.COM
M16	LOBBY, MAIL, COLLABORATION	COUNTERTOP	8" TRASH HOLE	PER BUILDER		CUT INTO CT2, CT 5		POLISHED EDGE, SMOOTH
M17	LOBBY, COLLABORATION	COUNTERTOP	COFFEE MACHINE TRASH HOLE	PER COUNTERTOP PROVIDER		CUT INTO CT2, CT 5		POLISHED EDGE, SIZE AND LOCATION TO BE DETERMINED BY SPECS OF M7, UBUILD.COM.
M18	CLUBROOM, COLLABORATION	WALL	DUPLEX WITH USB PORTS	LEGRAND OR EQUAL	RADIANT USB OUTLET	TM826USBW/ WHITE		
M19	TYPICAL	UNDERCOUNTER	TRASH CAN	PER BUILDER		BLACK		
M20	TYPICAL	WALL	MIRROR	PER BUILDER		CLEAR		
M21	MAIL	WALL	MAIL BOXES	PER ARCHITECT		BLACK		DESIGNER TO APPROVE PHYSICAL COLOR SAMPLE FROM VENDOR.
M23	RR, MEN'S WOMEN'S	COUNTERTOP	UNDERMOUNT SINK	KOHLER	VERTYCIL RECTANGLE UNDERMOUNT BATHROOM SINK	K-2882-0 / WHITE		ADA WALL MOUNTED BATHROOM SINK
M24	RR, MEN'S WOMEN'S	COUTERTOP	TOUCHLESS FAUCET	SLOAN	SENSOR FAUCET	SF2350-BDM CP FCT PED BATTERY		WWW.KOHLER.COM
M25	RR, MEN'S WOMEN'S	FLOOR	TOILET	PER ARCH		WHITE		
		M25	TOUCHLESS FLUSH	SLOAN	G2 SENSOR FLUSHOMETER	G28111		SLOAN.COM
M26	RR, MEN'S WOMEN'S	WALL	ADA GRAB BARS	PER ARCHITECT		STAINLESS STEEL		
M27	MEN'S	WALL	URINAL	PER BUILDER		WHITE PORCELAIN		
M28	MEN'S WOMEN'S	WALL	WALL MOUNTED SINK	KOHLER	PINOIR® WALL MOUNT BATHROOM SINK WITH 4" CENTERSET FAUCET HOLES	HOLES/ K-2035-4-0/ WHITE		WWW.KOHLER.COM
M29	JANITOR, JAN	FLOOR	JANITOR SINK	PER CONTRACTOR		WHITE		
M30	TYPICAL	WALL, PARTITION	TISSUE HOLDER	PER OWNER STANDARDS		STAINLESS STEEL		ARCHITECT TO PLACE AND DIMENSION.
M31	TYPICAL	WALL, PARTITION	PAPERTOWEL/ TRASH COMBO	PER OWNER STANDARDS		STAINLESS STEEL		ARCHITECT TO PLACE AND DIMENSION.
M32	MEN'S WOMEN'S		TOILET PARTITION	PER ARCHITECT/ LAMWRAPPED				DESIGNER TO CONFIRM WHEN VENDOR IS SELECTED
M33	CLUBROOM	COUNTERTOP	UNDERMOUNT SINK	KOHLER	VAULT UNDERMOUNT SINGLE BOWL 32" x 18-5/16" x 5-7/9"	K-25939-NA		VAULT UNDERMOUNT SINGLE BOWL 32" x 18-5/16" x 5-7/9"
M34	CLUBROOM	COUNTERTOP	FAUCET	KOHLER	SIMPLICE	K-597-VS/ VIBRANT STAINLESS		WWW.KOHLER.COM
M35	STUDY LOUNGE	WALL	4 X 12 TILE	GARDEN STATE TILE	MALIBU	BLUE WAVE IFO4X12MBW		PATTERN: GROUT: CUSTOM BUILDING PRODUCTS FUSION PRO # CONTACT: LESLIE WEINBERG AT LWEINBERG@GSTILE.COM

DESIGN ENVIRONMENTS
 Atlanta | Boston | Chicago | Emeryville | San Francisco
 Hospitality | Institutional | Multi Family | Residential | Senior Living | Student Housing
This Drawing is the property of Design Environments and may not be reproduced or used without their written permission.

LEASING/ AMENITIES @
MARK at TALLAHASSEE PHASE III BLDG. C
TALLAHASSEE, FL
LANDMARK

REV	DATE	REVISIONS

RELEASED FOR CONSTRUCTION
 BEGIN DATE: 05.20.23
 RELEASE DATE: 06.28.23
 DESIGNER: JW
 CAD DESIGNER: TP
 REVIEWED BY: MCGJW/TP

JOB # : 22593-C
 TITLE: FINISH SCHEDULES
 SHEET: FS.6

FINISH SCHEDULES

MISCELLANEOUS SCHEDULE

ID	ROOM NAME	LOCATION	MATERIAL / FINISH	MANUFACTURER	SERIES / LINE	COLOR NUMBER / NAME	FIRE RATING	SPECIAL NOTES
M36	LOBBY	RECEPTION DESK	2.5 X 5 TILE	WOW DESIGN	FAYENZA BELT	EBONY/ 127929 (W21)		PATTERN: VERTICAL STACK GROUT: CUSTOM BUILDING PRODUCTS FUSION PRO CONTACT WEBSITE: HTTPS://WWW.WOWDESIGNEU.COM/COLLECTION/FAYENZA/
M37	LOBBY	WALL	4.5" X 18" TILE 3D GLAZED CRACKLED CERAMIC TILE	TILEBAR	COLORPLAY FRAME	EMERALD GREEN		PATTERN: VERTICAL STACKED GROUT: CUSTOM BUILDING PRODUCTS FUSION PRO CONTACT EMILY HATCH AT EHATCH@TILEBAR.COM
M38	RR, MEN'S, WOMEN'S	WALL	10" X 16" CERAMIC TILE	EMSER	COGENT	WHITE		PATTERN: GROUT: CUSTOM BUILDING PRODUCTS FUSIONPRO CONTACT: AMANDA HANDLEY AT AMANDA.HANDLEY@EMSER.COM
M39	MEN'S, WOMEN'S	WALL	7.7" X 8.9" TILE	TRINITY TILE	MECCA	AQUAMARINA		PATTERN: AS SHOWN. : CUSTOM BUILDING PRODUCTS FUSIONPRO CONTACT: ELIZABETH CHAMBLEY AT ECHAMBLEY@TRINITYSURFACES.COM
M40	CLOSING	WALL	WOOD VENEER	ARCHITECTURAL SYSTEMS INC.	CHIZEL WOOD PANELS	WPFSN209		CONTACT: KATIE MCGOWAN AT KMGOWAN@SPARTANSURFACES.COM
M41	MAIL	WALL	4" X 16" WALL TILE	TILEBAR	KINZIE	CONCAVE WHITE 3D		PATTERN: GROUT: CUSTOM BUILDING PRODUCTS FUSIONPRO CONTACT EMILY HATCH AT EHATCH@TILEBAR.COM
M42	STUDY LOUNGE	DESK FRONT	8" X 10" HEX PORCELAIN TILE	DALTILE	BEE HIVE MEDLEY	CUBE POSITIVE		PATTERN : AS SHOWN . M42 MUST ALIGN WITH F6. GROUT: CUSTOM BUILDING PRODUCTS FUSIONPRO CONTACT: KATIE ROBERTS AT KATIE.ROBERTS@DAL TILE.COM
M43	ELEVATOR LOBBY	WALL	"GOOD VIBES ONLY" NEON SIGN	YELLOW POP	GOOD VIBES ONLY	WHITE		CONTACT WEBSITE: https://www.yellowpop.com/
M44	LOBBY, COLLABORATION	WALL, CEILING DROP	45.5X96 ACCOUSTICAL FELT PANEL	SOELBERG	MUTO PLANKT ACCOUSTIC PANEL/ 45.5 X 96 PLANKT PANEL VN NOMINAL 4 " VIRTICAL PLANKS	NATURAL WALNOUT	CLASS A ASTM-E84	CONTACT: MELISSA MONK AT MELISSA@MAPCONTRACT.COM
M45	ELEVATOR LOBBY, CLUBROOM, COLLABORATION	WALL	HARDWOOD	SPECIFIED SOLUTIONS	ARCHDALE	ARCHDALE OAK/AR2053EX		CONTACT: BARBARA DESMOND AT BARBARA@SPECIFIEDSOLUTIONS.COM
M46	ELEVATOR LOBBY, ELEVATOR	WALL	CAB DOORS	PER ARCHITECT		STAINLESS STEEL		
M47	CLUBROOM	WALL	4" X 8" TERRACOTTA LOOK MATTE CERAMIC TILE	TILEBAR	PARMA BRICK	WHITE		PATTERN: HORIZONTAL STAGGERED GROUT: CUSTOM BUILDING PRODUCTS FUSIONPRO TBD CONTACT EMILY HATCH AT EHATCH@TILEBAR.COM
M48	CLUBROOM	WALL	4X8 TERRACOTTA LOOK POLISHED CERAMIC TILE	TILEBAR	PARMA BRICK	WHITE		PATTERN: VERTICAL STACKED GROUT: CUSTOM BUILDING PRODUCTS FUSIONPRO TBD CONTACT EMILY HATCH AT EHATCH@TILEBAR.COM
M49	CLUBROOM	WALL	4" x 12" WALL TILE	ARCHITESSA	LAPIS SERIES	OASI INTENSO		PATTERN: STACK HORIZONTAL. GROUT: NONE. CONTACT BRITTANY BUDJAKO AT BRITTANYB@ARCHITESSA.COM
M50	CLUBROOM	WALL	4" x 12" WALL TILE	ARCHITESSA	LAPIS SERIES	BIANCO MAIOLICA		PATTERN: STACK HORIZONTAL. GROUT: NONE. CONTACT BRITTANY BUDJAKO AT BRITTANYB@ARCHITESSA.COM
M51	CLUBROOM	WALL	4" x 12" WALL TILE	ARCHITESSA	LAPIS SERIES	BRUNO DORATO		PATTERN: STACK HORIZONTAL. GROUT: NONE. CONTACT BRITTANY BUDJAKO AT BRITTANYB@ARCHITESSA.COM
M52	FITNESS	WALL	HARDWOOD	SHAW	PERSPECTIVES	HW707-02053 WATERCOLOR	CLASS A FIRE RATED TREATMENT REQUIRED FOR 2 HOUR FIRE RATED WALLS	MITER CORNERS. CONTACT: JESSA FINNEGAN AT JESSA.FINNEGAN@SHAWCONTRACT.COM
M53	COLLABORATION	WALL	12" X 12" TILE	HAUSTILE	CENTERED LINES	TIN		HAUSTILE.COM
M54	LARGE STUDY	WALL	48" X 96" BEAD PANEL	INTERLAM	ART DIFFUSION	BEAD	CLASS A FIRE RATED TREATMENT REQUIRED FOR 2 HOUR FIRE RATED WALLS	CONTACT: GRANT GIBBS AT GRANT@DSA-ATL.COM
M55	LOBBY STUDY LOUNGE, COLABORATION	UNDERCOUNTER	34 1/2" METAL BOLT DOWN BASE	TABLELEGSONLINE	SLIMLINE BOLT DOWN TABLE BASE 2 3/8" DIAMETER, 4 1/2" SQUARE MOUNTING PLATE, 3 3/8" FLOOR / COVER PLATE	SKU: SLIMLINE34-BLACK-2-3-8		CUSTOM CUT HEIGHT TO MEET ADA REQUIREMENTS
M56	LOBBY, STUDY LOUNGE, CLUBROOM, COLLABORATION	CABINETRY	CABINET/ WRAPPED IN LAMINATE	PER MILLWORK PROVIDER/ WILSONART	BLACK VELVET	15505		CONTACT CHRISTA PIROZZI AT CHRISTA.PIROZZI@WILSONART.COM
M57	LOBBY	CABINETRY	CABINET PULL	MISENO	5-5/16 INCH CENTER TO CENTER HANDLE-STYLE CABINET PULL	:MCPZ629FB		MISENOUSA.COM
M58	TYPICAL	DOOR	DOOR HARDWARE	EMTEK	BADEN SERIES	MATTE BLACK US19/ 622		ARCHITECT TO CONFIRM THAT ALL DOOR HARDWARE MEETS APPLICABLE CODE REQUIREMENTS AND CLIENT PRIVACY REQUIREMENTS

DESIGN ENVIRONMENTS
Atlanta | Boston | Chicago | Emeryville | San Francisco
 Hospitality | Institutional | Multi Family | Residential | Senior Living | Student Housing
This Drawing is the property of Design Environments and may not be reproduced or used without their written permission.

LEASING/ AMENITIES @
MARK at TALLAHASSEE PHASE III BLDG. C
TALLAHASSEE, FL
LANDMARK

REV	DATE	REVISIONS
1		
2		
3		
4		
5		
6		
7		
8		
9		
10		

RELEASED FOR CONSTRUCTION
 BEGIN DATE: 05.20.23
 RELEASE DATE: 06.28.23
 DESIGNER: JW
 CAD DESIGNER: TP
 REVIEWED BY: MCGJW/TP

JOB # : 22593-C
 FINISH SCHEDULES
 SHEET: **FS.7**

FINISH SCHEDULES

MISCELLANEOUS SCHEDULE

ID	ROOM NAME	LOCATION	MATERIAL / FINISH	MANUFACTURER	SERIES / LINE	COLOR NUMBER / NAME	FIRE RATING	SPECIAL NOTES
M59	LOBBY, LEASING	UNDER COUNTERTOP	HIDDEN COUNTERTOP SUPPORT BRACKETS	OUTWATER	CSB20-NJ-CRS	COLD ROLLED STEEL		HIDDEN COUNTERTOP BRACKETS TO BE INSTALLED PRIOR TO DRYWALL INSTALLATION
M60	LOBBY, CLUBROOM,	UNDER COUNTERTOP	HIDDEN COUNTERTOP SUPPORT BRACKETS	OUTWATER	CSB14-NJ-CRS	COLD ROLLED STEEL		HIDDEN COUNTERTOP BRACKETS TO BE INSTALLED PRIOR TO DRYWALL INSTALLATION
M61	LOBBY, MEN'S, WOMEN'S,	WALL	METAL TRANSITION STRIP	SCHLUTER	JOLLY	ALUMINUM MATTE		CONTACT: ELIZABETH CHAMBLEY 770.856.5139
M62	RR,MEN'S, WOMEN'S,	FLOOR	METAL COVE BASE	SCHLUTER	DILEX-AHK	ANODIZED ALUMINUM		CONTACT: ELIZABETH CHAMBLEY 770.856.5139
M63	RR,MEN'S, WOMEN'S, CLUBROOM	CABINERY	ADA REMOVABLE PANEL/ WRAPPED IN LAMINATED	PER MILLWORK PROVIDER/ WILSONART	BLACK VELVET	15505		CONTACT CHRISTA PIROZZI AT CHRISTA.PIROZZI@WILSONART.COM
M64	WORKROOM	CABINERY	CABINERY	MATCH TO UNIT SPECS				ARCHTECT TO NOTIFY DESIGNER OF MANUFACTURER, STYLE AND COLOR WHEN SPECIFIED.
M65	WORKROOM	CABINERY	ADA REMOVABLE PANEL	MATCH TO UNIT SPECS				ARCHTECT TO NOTIFY DESIGNER OF MANUFACTURER, STYLE AND COLOR WHEN SPECIFIED.
M66	STUDY LOUNGE, BUILDING D SKY LOUNGE	CEILING/ BUILT-IN	3/4" WOOD PANEL OR DRY WALL MADE INTO BEAMS/PAINTED	PER MILLWORK PROVIDER		PAINT P8		.
M67	STUDY LOUNGE	BANQUETTE	3/4" WOOD PANEL MADE INTO BANQUETTE BASE	PER MILLWORK PROVIDER/ WILSONART	BLACK VELVET	15505		MILLWORK PROVIDER TO CONTACT DESIGNER WHEN BASE IS INSTALLED WITH FINISH MATERIAL APPLIED. ***DESIGNER REQUIRES 6 WEEKS FROM DATE OF FIELD MEASUREMENT TO FABRICATE AND INSTALL CUSTOM CUSHIONS*** CONTACT: CHRISTA PIROZZI AT CHRISTA.PIROZZI@WILSONART.COM
M68	STUDY LOUNGE	BANQUETTE	SEAT AND BACK CUSUION	PER DESIGN ENVIRONMENTS				DEI TO PROVIDE AND INSTALL BANQUETTE SEAT AND BACK CUSHION, CONTACT DESIGNER TO COORDINATE MEASUREMENT FOR BANQUETTE CUSHION ONCE THE FRAME IS INSTALLED WITH FINSH MATERIAL. ***DESIGNER REQUIRES 6 WEEKS FROM DATE OF FIELD MEASUREMENT TO FABRICATE AND INSTALL CUSTOM CUSHIONS***
M69	LARGE PACKAGE	WALL	WOODEN SHELVING	PER ARCHITECT		P2		
M70	LARGE PACKAGE	WALL	MAIL BOXES	PER ARCHITECT		BLACK		

DESIGN ENVIRONMENTS
 DESIGN FOR LIFE
 Atlanta | Boston | Chicago | Emeryville | San Francisco
 Hospitality | Institutional | Multi Family | Residential | Senior Living | Student Housing
This Drawing is the property of Design Environments and may not be reproduced or used without their written permission.

LEASING/ AMENITIES @
MARK at TALLAHASSEE PHASE III BLDG. C
TALLAHASSEE, FL
LANDMARK

REVISIONS		DATE	REMARKS	ISS
				X

RELEASED FOR CONSTRUCTION
 BEGIN DATE: 05.20.23
 RELEASE DATE: 06.28.23
 DESIGNER: JW
 CAD DESIGNER: TP
 REVIEWED BY: MG,JW,TP

JOB # : 22593-C
 TITLE: FINISH SCHEDULES
 SHEET: FS.8