

LEASING/ AMENITIES

MARK at TALLAHASSEE PHASE III, BLDG. D

TALLAHASSEE, FL

LANDMARK PROPERTIES



DESIGN ENVIRONMENTS
DESIGN for LIFE

Atlanta | Boston | Chicago | Greensboro | San Francisco
Hospitality | Institutional | Multi Family | Residential | Senior Living | Student Housing

DESIGN ENVIRONMENTS
DESIGN for LIFE

Atlanta | Boston | Chicago | Greensboro | San Francisco
Hospitality | Institutional | Multi Family | Residential | Senior Living | Student Housing

This Drawing is the property of Design Environments and may not be reproduced or used without their written permission.

CONTACTS

INTERIOR DESIGNER: DESIGN ENVIRONMENTS
3025 Chastain Meadows Pkwy, Suite 200
Marietta, GA 30066
Phone 770.429.3200
Fax 770.429.3201

PROJECT DESIGNER: Jeanne Wilson
E-MAIL jwilson@designenvironments.com

CAD DESIGNER: Tammy Perry
E-MAIL tperry@designenvironments.com

OWNER : LANDMARK PROPERTIES
315 Oconee St.
Athens, GA 39691
PHONE 305.510.1476
FAX
E-MAIL dale.hope@LandmarkProperties.com

CONTACT: Dale Hope

ARCHITECT : NILES BOLTON ASSOCIATES
3060 Peachtree Rd NW, Unit
Atlanta, GA 30305
PHONE 404.365.7600
FAX
E-MAIL kreed@nilesbolton.com

PROJECT ARCHITECT: Kirsten Reed

SHEET INDEX

1. GENERAL NOTES

GN.1 COVER
GN.2 NOTES AND SYMBOLS

2. PLANS

ID.100	BLDG. D LEVEL 1 ARCHITECTURAL AND KEY PLAN	ID.400	BLDG. D LEVEL 1 FLOOR COVERING PLAN
ID.101	BLDG. D LEVEL 5 ARCHITECTURAL AND KEY PLAN	ID.401	BLDG. D LEVEL 5 FLOOR COVERING PLAN
ID.200	BLDG. D LEVEL 1 REFLECTED CEILING PLAN	ID.500	BLDG. D LEVEL 1 FURNITURE AND FIXTURES PLAN
ID.201	BLDG. D LEVEL 5 REFLECTED CEILING PLAN	ID.501	BLDG. D LEVEL 5 FURNITURE AND FIXTURES PLAN
ID.300	BLDG. D LEVEL 1 ELECTRICAL ADDITIONS PLAN		
ID.301	BLDG. D LEVEL 5 ELECTRICAL ADDITIONS PLAN		

3. ELEVATION AND DETAILS

ID.600 INTERIOR ELEVATIONS AND DETAILS
ID.601 INTERIOR ELEVATIONS AND DETAILS
ID.602 INTERIOR ELEVATIONS AND DETAILS
ID.603 INTERIOR ELEVATIONS AND DETAILS
ID.604 INTERIOR ELEVATIONS AND DETAILS
ID.605 INTERIOR ELEVATIONS AND DETAILS

FS.1 MOULDING PROFILES
FS.2 FINISH SCHEDULES
FS.3 FINISH SCHEDULES

PROJECT

22593-D

LEASING/ AMENITIES
MARK at TALLAHASSEE PHASE III, BLDG. D
TALLAHASSEE, FL
LANDMARK PROPERTIES

REVISIONS

DR.	REV.	DATE	REMARK

RELEASED FOR CONSTRUCTION

BEGIN DATE: 05.18.23
RELEASE DATE: 06.28.23
DESIGNER: JW
CAD DESIGNER: TP
REVIEWED BY: MG,JW,TP

JOB # : 22593-D
TITLE: COVER

SHEET: GN.1

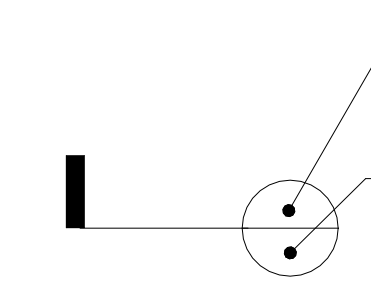
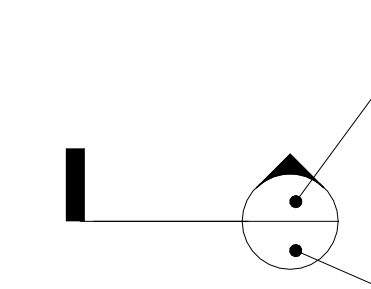
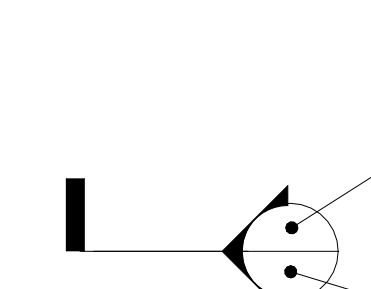
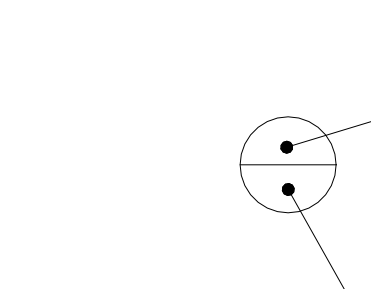
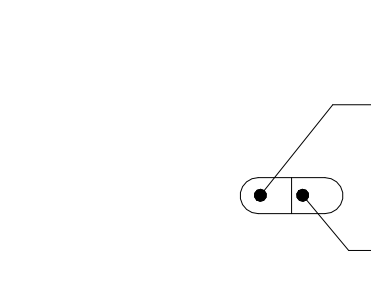
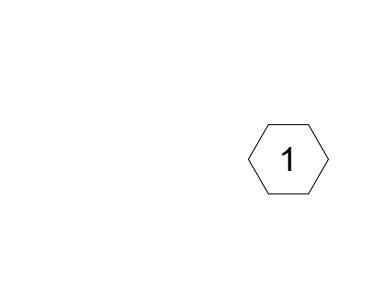
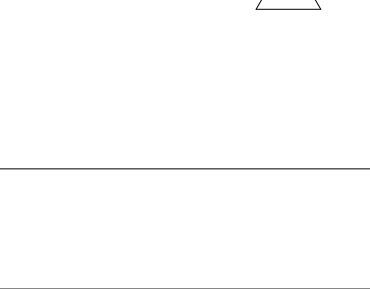
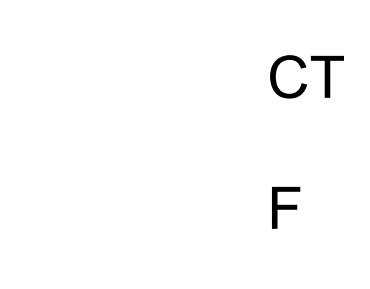


GENERAL NOTES

- CABINETS AND MILLWORK CONTRACTORS ARE RESPONSIBLE FOR VERIFYING ALL SITE DIMENSIONS REQUIRED FOR PROPER INSTALLATION AND FIT OF THEIR WORK.
- THE DESIGNER IS NOT RESPONSIBLE FOR THE TECHNIQUES, MEANS, AND METHODS EMPLOYED BY THE CONTRACTOR OR SUBCONTRACTORS FOR THE FABRICATION OR INSTALLATION OF A SPECIFIED ITEM OR MATERIAL.
- SHOULD ANY SUBSTITUTIONS BE MADE BY THE CONTRACTOR, OWNER, OR ANY OF THEIR AGENTS, IT IS THE RESPONSIBILITY OF THE PARTY SUBMITTING THE SUBSTITUTION REQUEST TO RESEARCH AND QUALIFY THAT PERFORMANCE AND CONSTRUCTION SPECIFICATIONS MEET THOSE OF THE ORIGINALLY SPECIFIED ITEM OR MATERIAL PRIOR TO FIELD IMPLEMENTATION.
- CONTRACTOR SHALL VERIFY ALL EXISTING CONDITIONS AND REPORT ANY CONDITIONS THAT ARE IN CONFLICT WITH THE DRAWINGS AND SPECIFICATIONS TO THE DESIGNER IMMEDIATELY. DO NOT PROCEED WITH CONSTRUCTION UNTIL ALL DISCREPANCIES ARE RESOLVED.
- ALL CONSTRUCTION SHALL CONFORM TO THE REQUIREMENTS OF ALL GOVERNING FEDERAL, STATE, AND LOCAL BUILDING CODES.
- DIMENSIONS INDICATED ON THE PARTITION PLAN ARE TO THE FINISHED FACE OF THE PARTITION, UNLESS NOTED OTHERWISE ON THE PLAN. WHERE CLEAR DIMENSIONS ARE NOTED, THEY ARE CRITICAL FOR CLEARANCE OF FURNITURE OR EQUIPMENT AND MUST BE MAINTAINED.
- CABINETS AND MILLWORK CONTRACTORS ARE RESPONSIBLE FOR SUBMITTING WORKING DRAWINGS OF THE DESIGNS TO THE OWNER FOR APPROVAL.
- SUPERINTENDENT IS RESPONSIBLE FOR HAVING ALL APPLICABLE MATERIALS APPROVED THROUGH COUNTY INSPECTORS PRIOR TO PURCHASE.
- SHOULD ANY QUESTIONS ARISE AT ANY TIME DURING THE PRICING, FABRICATION INSTALLATION OF ANY OF THE DESIGNS INCLUDED HEREIN PLEASE CONTACT THE DESIGNER FOR CLARIFICATION.
- ANY DESIGN CHANGES REQUESTED BY THE CONTRACTOR OR THE OWNER SHALL BE CONSIDERED BY THE DESIGNER AS THEY RELATE TO THE AESTHETICS OF THE DESIGN CONCEPT. NOTIFY DESIGN ENVIRONMENTS OF SUCH CHANGES FOR CONSIDERATION.

FINISH NOTES

- ALL INTERIOR FINISH SPECIFICATIONS AS REQUIRED OF THE INTERIOR DESIGNER ARE INCLUDED HEREIN. SHOULD ANY QUESTIONS ARISE REGARDING THE FINISH DRAWINGS OR SPECIFICATIONS WHICH REQUIRE CLARIFICATION, THE DESIGNER IS TO BE CONSULTED BEFORE PROCEEDING. THE DESIGNER IS NOT RESPONSIBLE FOR DISCREPANCIES THAT ARISE DUE TO CHANGES BY THE BASE BUILDING ARCHITECT, CONTRACTORS, CONSULTANTS, TENANTS, LANDLORDS, OR OWNERS AFTER THIS DATE.
- ALL FINISHES AND MATERIALS SHALL BE AS INDICATED IN THE FINISH SCHEDULES. NO SUBSTITUTIONS WILL BE ACCEPTED WITHOUT PRIOR APPROVAL OF THE DESIGNER.
- FOR CLARIFICATION OF FINISHES WHERE CASEWORK BUILT-INS, OR SPECIAL TREATMENTS OCCUR, REFER TO THE ELEVATIONS AND/OR DETAILS.
- ALL MISCELLANEOUS GRILLES, DIFFUSER PLATES, ACCESS PANELS, LIGHT FIXTURE TRIM, ETC. OCCURRING ON WALLS AND/OR CEILINGS ARE TO BE FINISHED TO MATCH THE WALL OR CEILING ON WHICH THEY OCCUR.
- ALL SURFACES WHICH ARE TO RECEIVE A FINISH APPLICATION SHALL BE COMPLETELY SMOOTH. IF SURFACES ARE NOT ACCEPTABLE TO RECEIVE FINISHES, NOTIFY GENERAL CONTRACTOR AND HAVE SURFACES CORRECTED BEFORE BEGINNING FINISH APPLICATION.
- ALL FINISH APPLICATIONS TO BE FREE OF ALL IMPERFECTIONS.
- UNLESS OTHERWISE STATED IN THE SPECIFICATIONS, ALL PAINTED SURFACES ARE TO RECEIVE ONE PRIME AND A MINIMUM OF TWO FINISH COATS. PRIME ALL SURFACES ACCORDING TO MANUFACTURER'S SPECIFICATIONS PRIOR TO APPLICATION OF PAINT. THE NUMBER OF COATS SPECIFIED IS THE MINIMUM NUMBER REQUIRED. APPLY ADDITIONAL COATS WHEN UNDERCOATS, STAINS, OR OTHER CONDITIONS SHOW THROUGH FINAL COAT OF PAINT UNTIL PAINT FILM IS OF UNIFORM FINISH, COLOR, AND APPEARANCE.
- ALL CASEWORK TO BE PAINTED SHALL BE SANDED SMOOTH, CLEANED, AND DEFECTS CORRECTED PRIOR TO PAINTING. WOOD SHALL BE PRIMED AS RECOMMENDED BY THE PAINT MANUFACTURER AND PAINTED WITH TWO COATS OF PAINT OF THE TYPE, COLOR, AND FINISH INDICATED.
- CONTRACTOR SHALL PREPARE A SAMPLE OF EACH STAINED FINISH ON THE APPROPRIATE MATERIAL AND SUBMIT THAT SAMPLE TO THE DESIGNER FOR APPROVAL PRIOR TO PROCEEDING WITH THE STAINING AND FINISHING OF ANY ITEM. COLOR, FINISH, AND MATERIAL OF COMPLETED WORK SHALL MATCH THAT OF THE APPROVED SAMPLE.
- ALL EXPOSED EDGES OF PLYWOOD USED IN SHELVING, ETC. IS TO BE EDGE BANDED.
- STAIN GRADE OR PAINT GRADE TRIM IS SPECIFIED HEREIN. ALL WOOD THAT IS TO BE STAINED MUST BE OF THE SAME SPECIES OF WOOD AS IS SPECIFIED.

SYMBOL LEGENDS

-  DETAIL KEY
-  SHEET NUMBER
-  ELEVATION LETTER
-  SHEET NUMBER
-  ELEVATION LETTER
-  SHEET NUMBER
-  MATERIAL TYPE
-  MATERIAL NUMBER
-  ARCHITECTURAL CHANGES PER DEI
-  REVISION NUMBER

ABBREVIATIONS

- CT - COUNTERTOP
- F - FLOORING
- L - LIGHTING
- M - MISCELLANEOUS
- P - PAINT
- S - STAIN
- T - MOULDING PROFILE
- W - WALLCOVERING
- VIF - VERIFY IN FIEL
- AFF - ABOVE FINISH FLOOR
- ARCH - ARCHITECT
- CLG - CEILING
- CL - CENTERLINE
- R - RADIUS
- EQ - EQUAL
- MIN - MINIMUM
- MAX - MAXIMUM
- TYP - TYPICAL
- TBD - TO BE DETERMINED

LEASING/ AMENITIES
MARK at TALLAHASSEE PHASE III, BLDG. D
TALLAHASSEE, FL
LANDMARK PROPERTIES

REVISIONS

DR.	REV.	DATE	REMARK

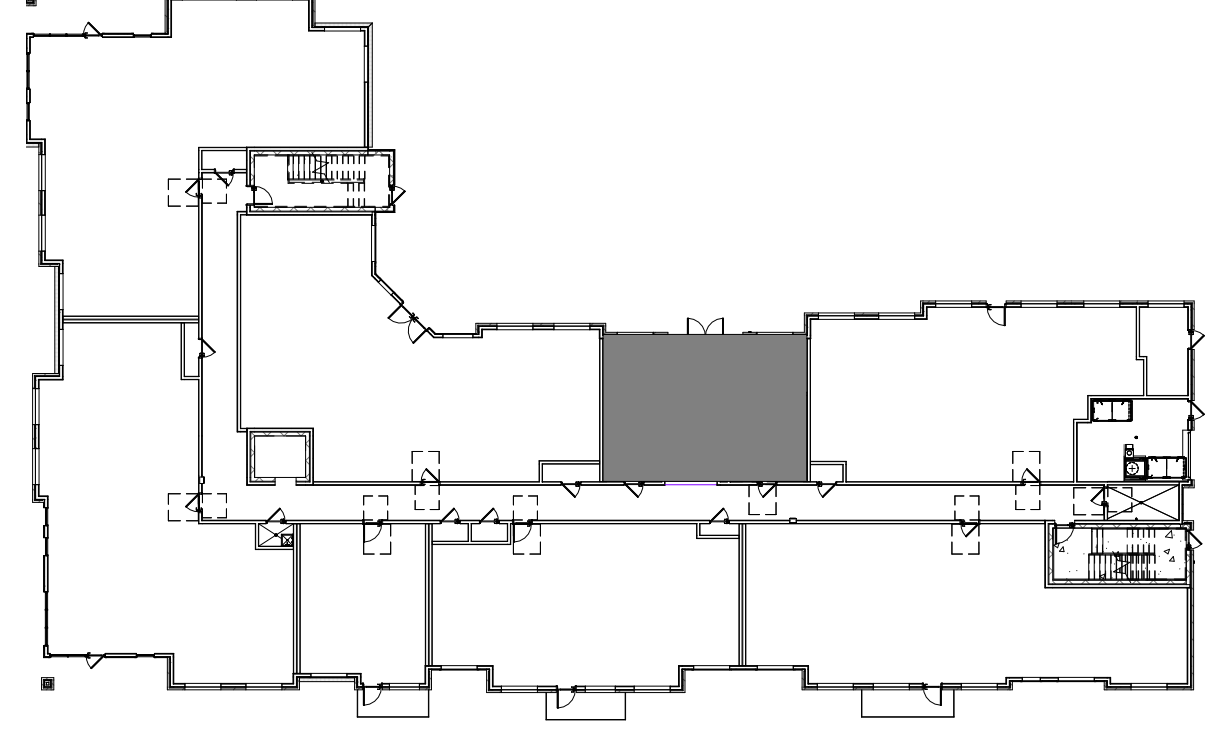
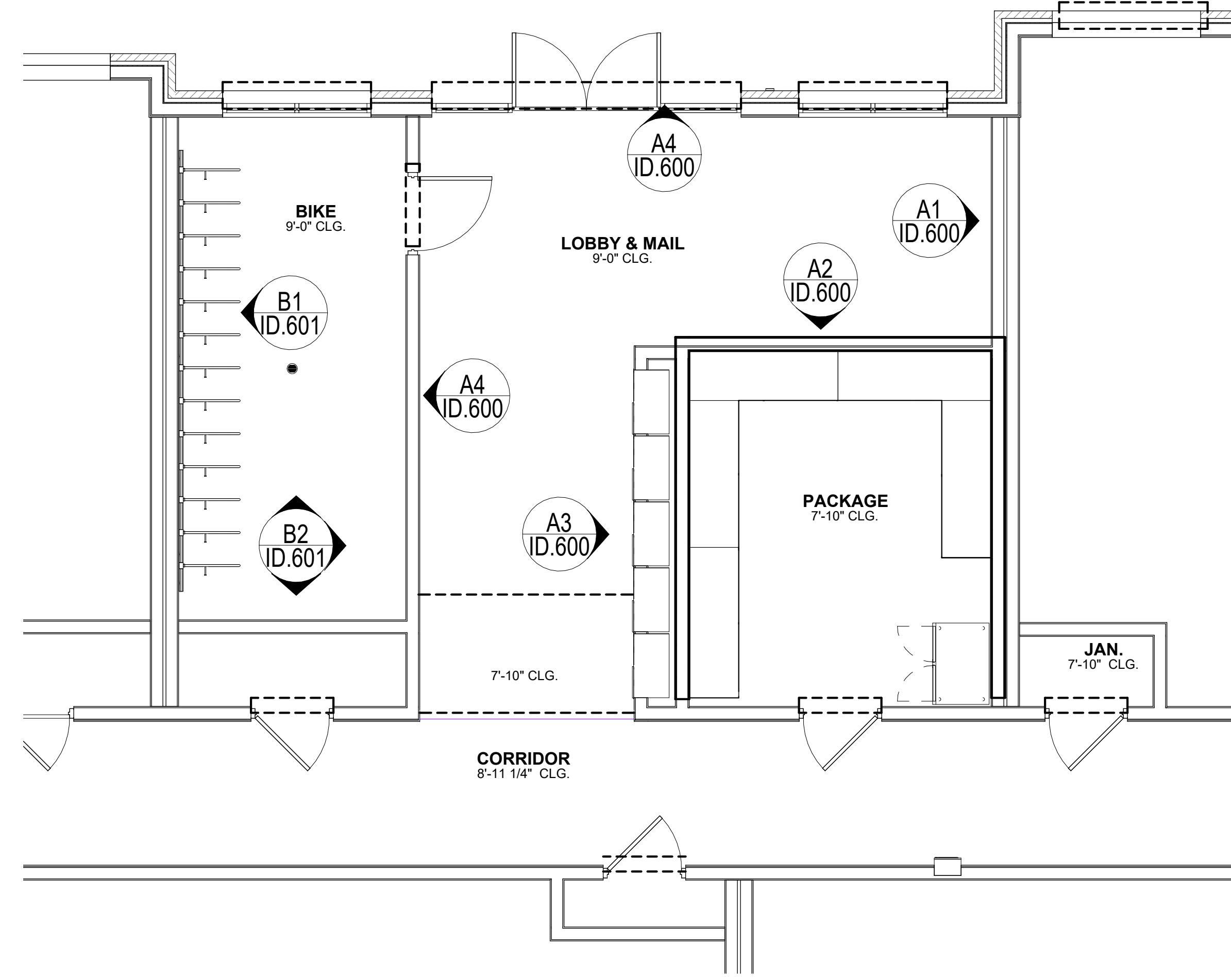
RELEASED FOR CONSTRUCTION

BEGIN DATE: 05.18.23
 RELEASE DATE: 08.04.23
 DESIGNER: JW
 CAD DESIGNER: TP
 REVIEWED BY: MG,JW,TP

JOB #: 22593-D

TITLE: NOTES AND SYMBOLS

SHEET: **GN.2**



1
ID.100 **BLDG. D LEVEL 1 ARCHITECTURAL AND KEY PLAN**
SCALE: 1/4" = 1'-0"

LEASING/ AMENITIES
MARK at TALLAHASSEE PHASE III, BLDG. D
TALLAHASSEE, FL
LANDMARK PROPERTIES

DESIGN ENVIRONMENTS
DESIGN & LIFE

Amenities Design Consultant (San Francisco)
Health/Wellness (West Park) (Atlanta) (San Diego) (Bakersfield)

This Drawing is the property of Design Environments and may not be reproduced or used without their written permission.

REVISIONS

DR.	REV.	DATE	REMARK	HRS

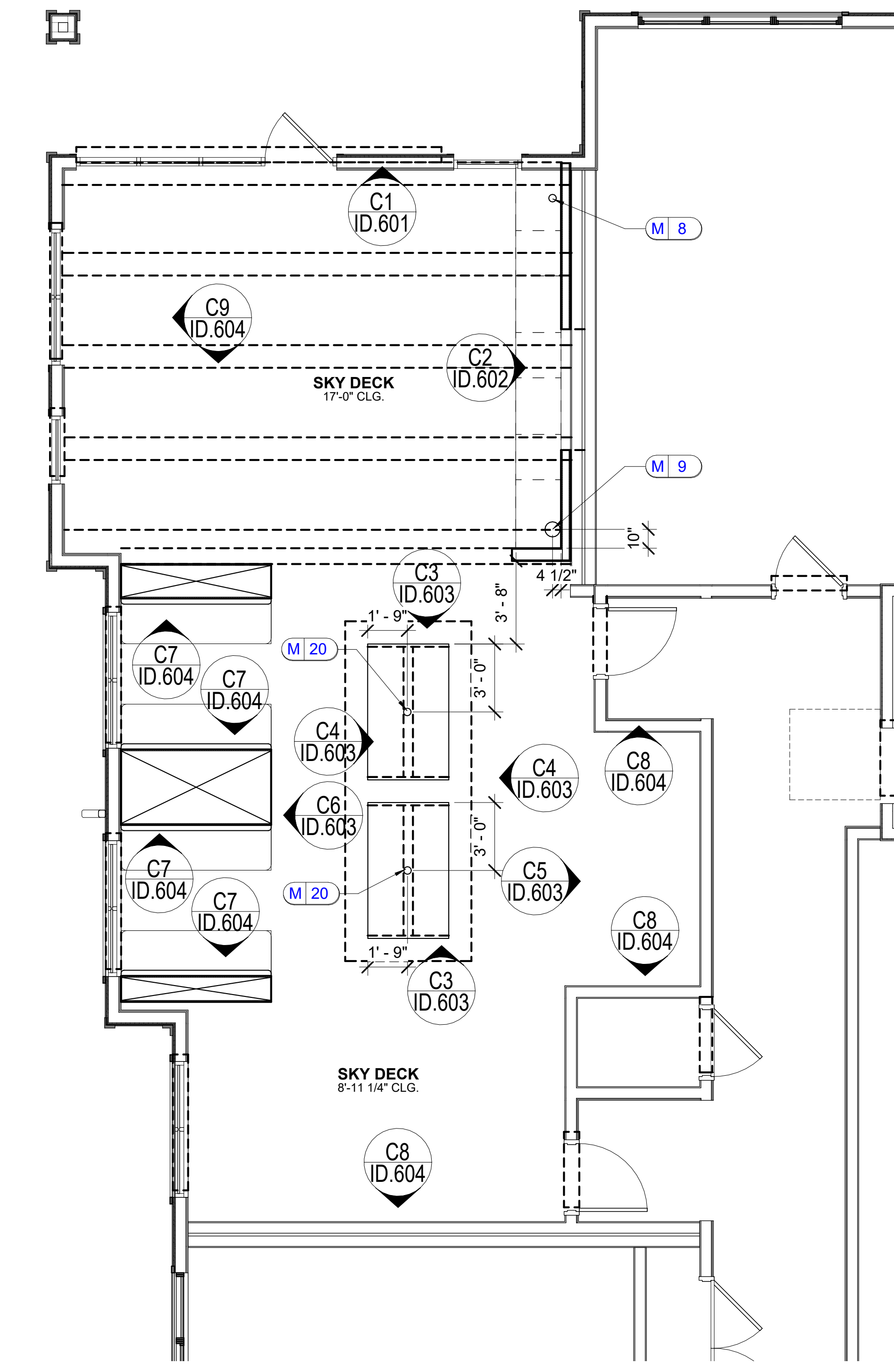
RELEASED FOR CONSTRUCTION

BEGIN DATE:	05.18.23
RELEASE DATE:	06.28.23
DESIGNER:	JW
CAD DESIGNER:	TP
REVIEWED BY:	MG,JW,TP

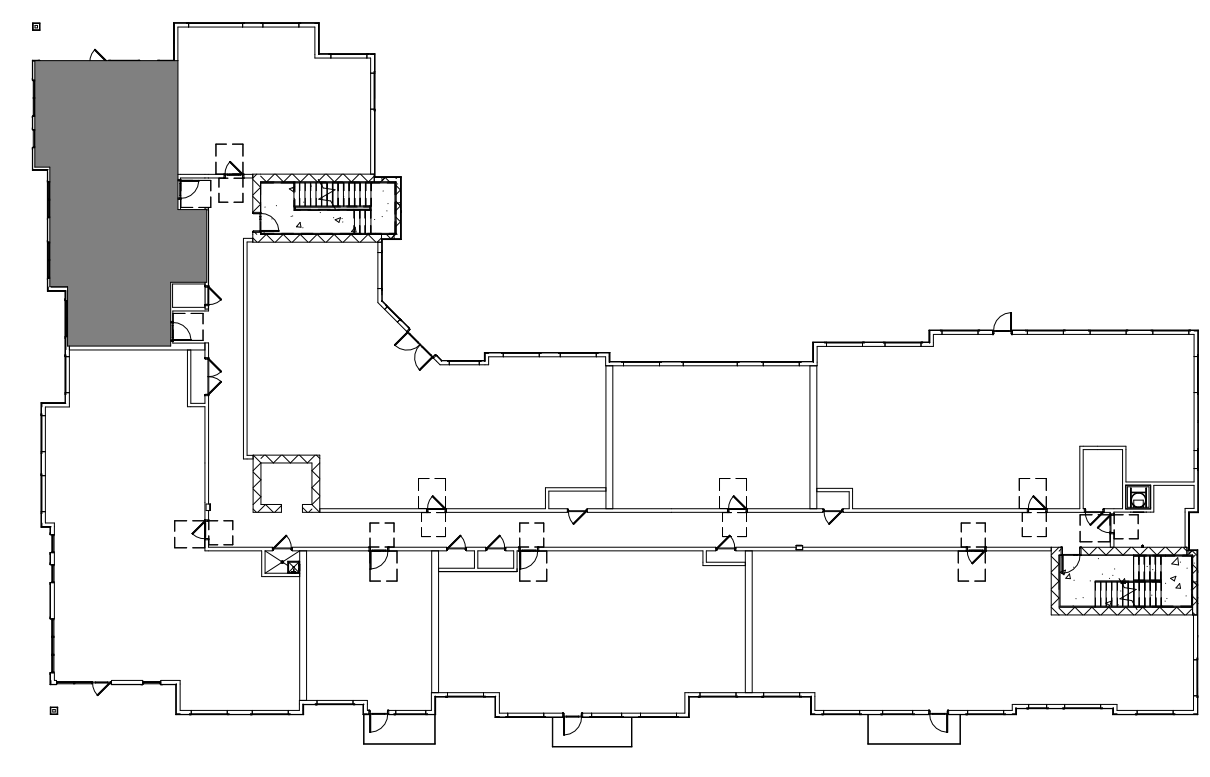
JOB # : 22593-D

TITLE: BLDG. D LEVEL 1 ARCHITECTURAL AND KEY PLAN

SHEET: ID.100



1
ID.101 **BLDG. D LEVEL 5 ARCHITECTURAL AND KEY PLAN**
SCALE: 1/4" = 1'-0"



LEASING/ AMENITIES
MARK at TALLAHASSEE PHASE III, BLDG. D
TALLAHASSEE, FL
LANDMARK PROPERTIES

DESIGN ENVIRONMENTS
DESIGN FOR LIFE
Allen Rosen (Design Consultant) San Francisco
Heather Haskins (Marketing) Tallahassee (Local) Tallahassee

This Drawing is the property of Design Environments and may not be reproduced or used without their written permission.

REVISIONS	
DR. REV.	DATE

RELEASED FOR CONSTRUCTION	
BEGIN DATE:	05.18.23
RELEASE DATE:	06.28.23
DESIGNER:	JW
CAD DESIGNER:	TP
REVIEWED BY:	MG,JW,TP

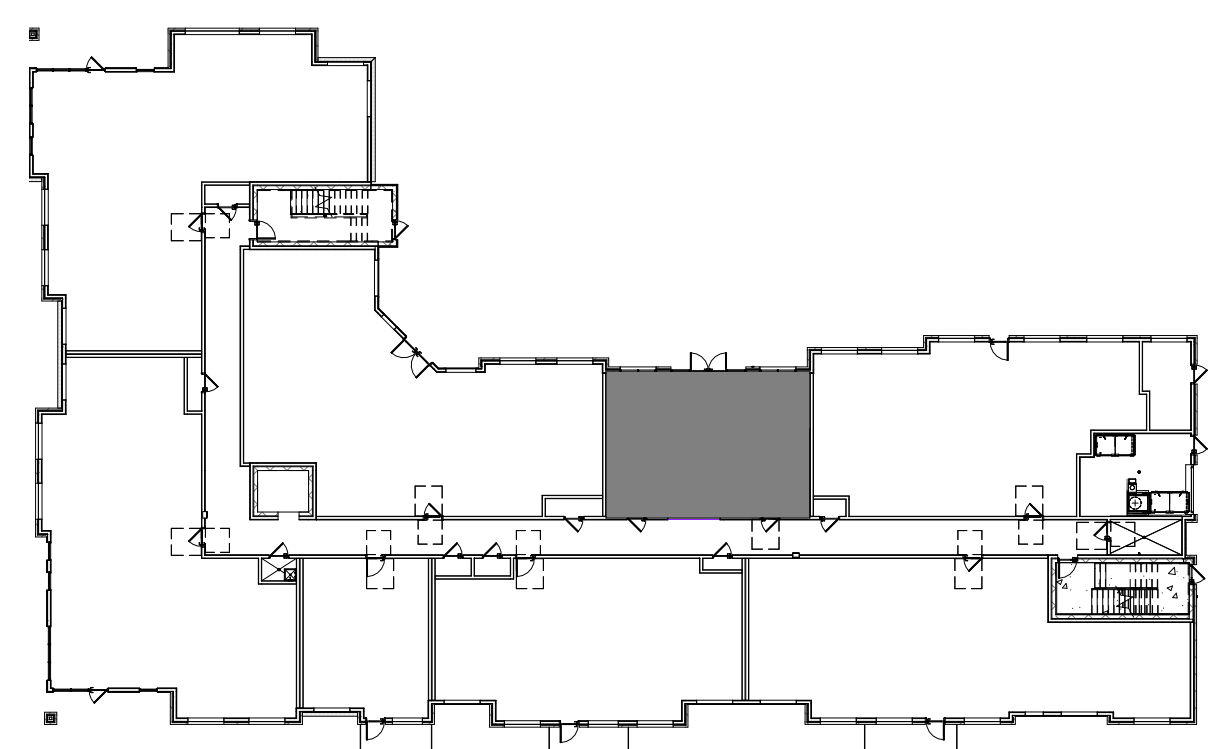
JOB # :	22593-D
TITLE:	BLDG. D LEVEL 5 ARCHITECTURAL AND KEY PLAN
SHEET:	ID.101

LEASING/ AMENITIES
 MARK at TALLAHASSEE PHASE III, BLDG. D
 TALLAHASSEE, FL
 LANDMARK PROPERTIES

DR.	REV.	DATE	REMARK	HRS

RELEASED FOR CONSTRUCTION	BEGIN DATE	RELEASE DATE	DESIGNER	CAD DESIGNER	REVIEWED BY
	05.18.23	06.28.23	JW	TP	MG,JW,TP

JOB # : 22593-D	TITLE: BLDG. D LEVEL 1 REFLECTED CEILING PLAN	SHEET: ID.200
-----------------	-----------------------------------------------	---------------

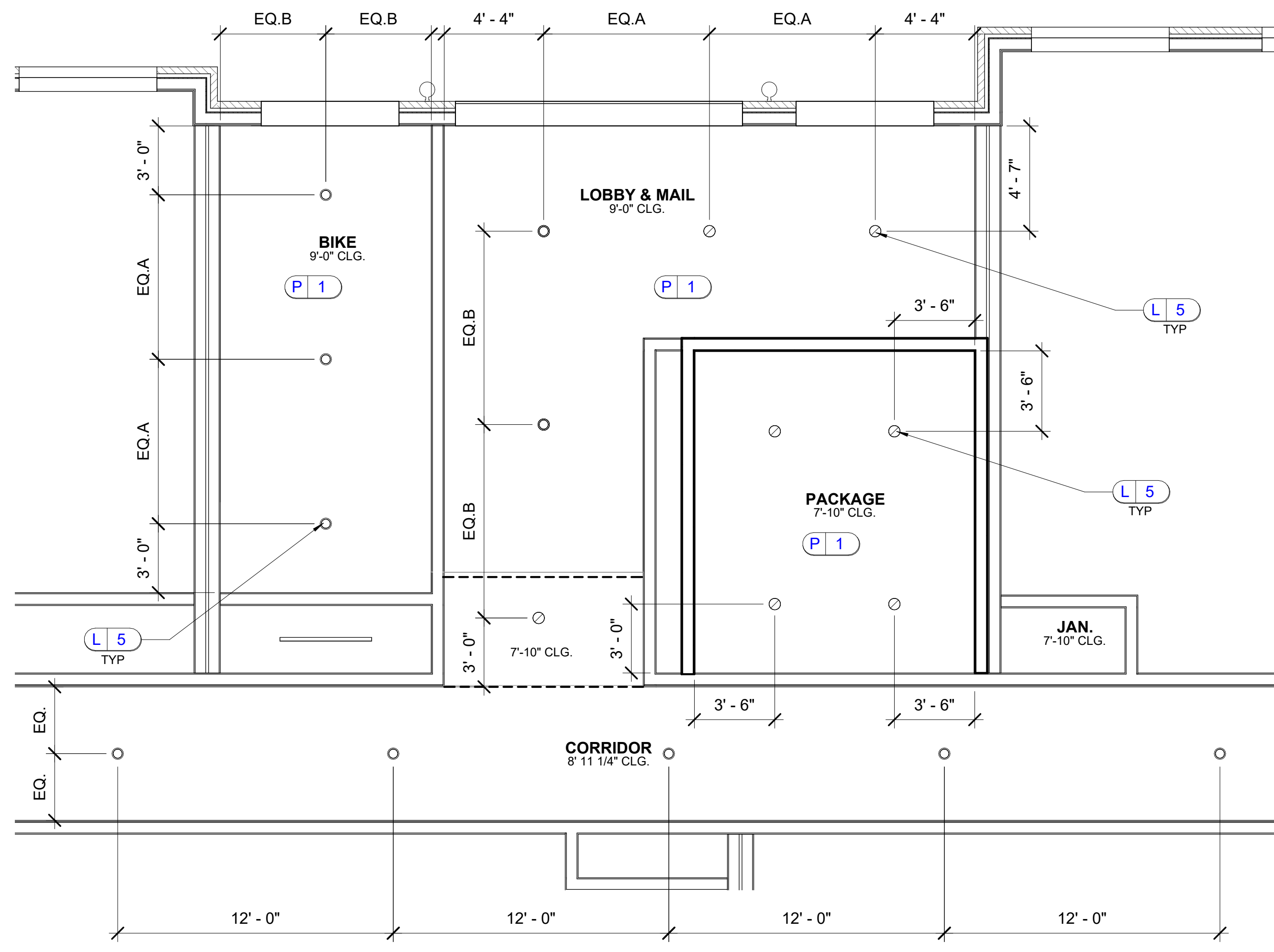


REFLECTED CEILING KEY:

○	RECESSED CAN
---	--------------

REFLECTED CEILING NOTE:
 LIGHTING LOCATIONS PER ARCH UNLESS OTHERWISE NOTED.

ELECTRICAL NOTES:
 ELECTRICAL OUTLET, JUNCTION BOX, AND LIGHTING MUST BE REFERRED TO AND CONFIRMED WITH ELECTRICAL ENGINEER'S DRAWINGS AS WELL AS STATE REQUIREMENTS. LOCATIONS AS SHOWN ARE DESIRABLE IN ACCORDANCE WITH DESIGN. REFER TO ELECTRICAL ENGINEER'S DRAWING FOR ELECTRICAL INFORMATION.



1 BLDG. D LEVEL 1 REFLECTED CEILING PLAN
ID.200
 SCALE: 1/4" = 1'-0"

REFLECTED CEILING KEY:

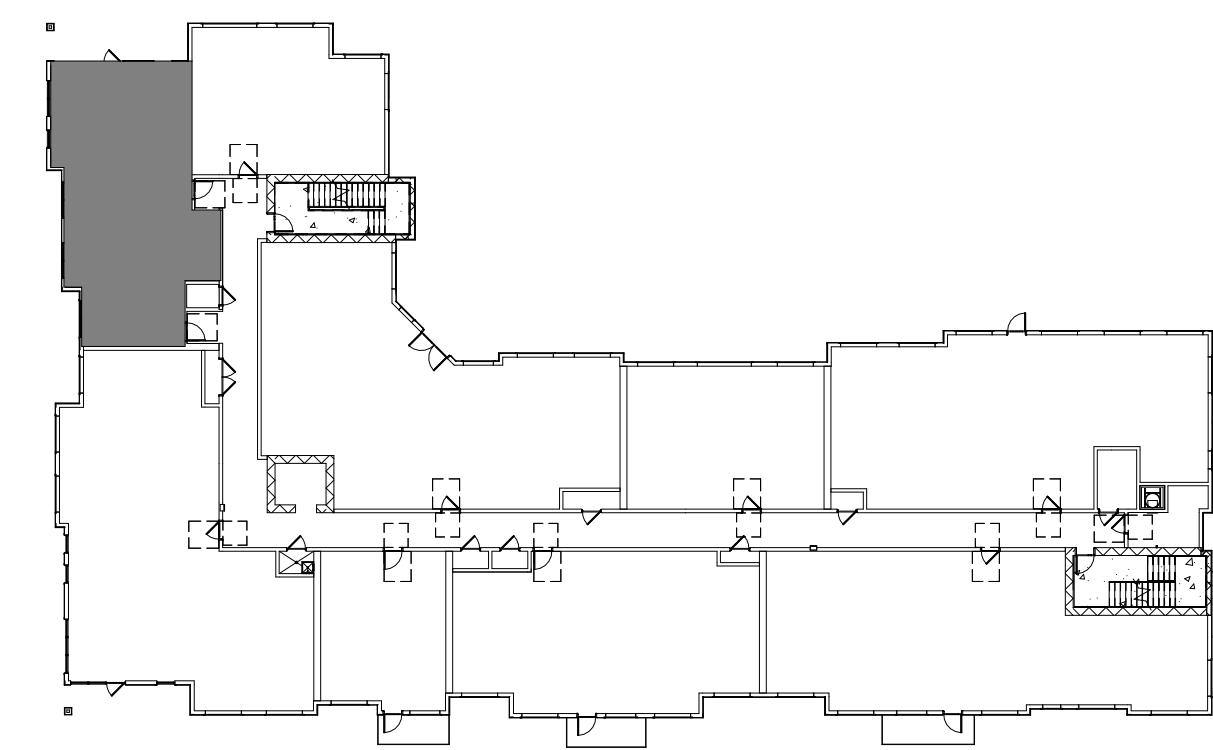
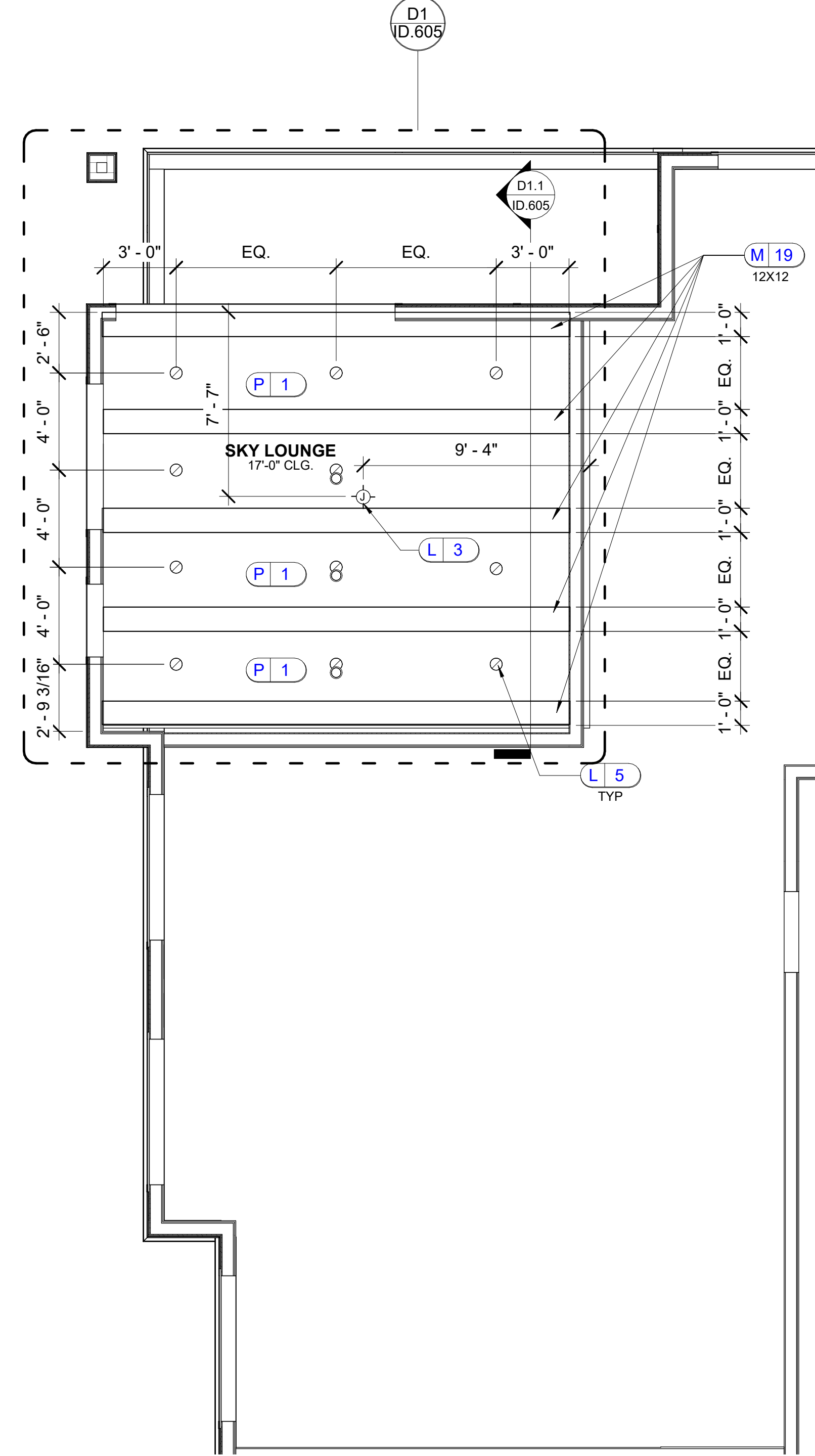
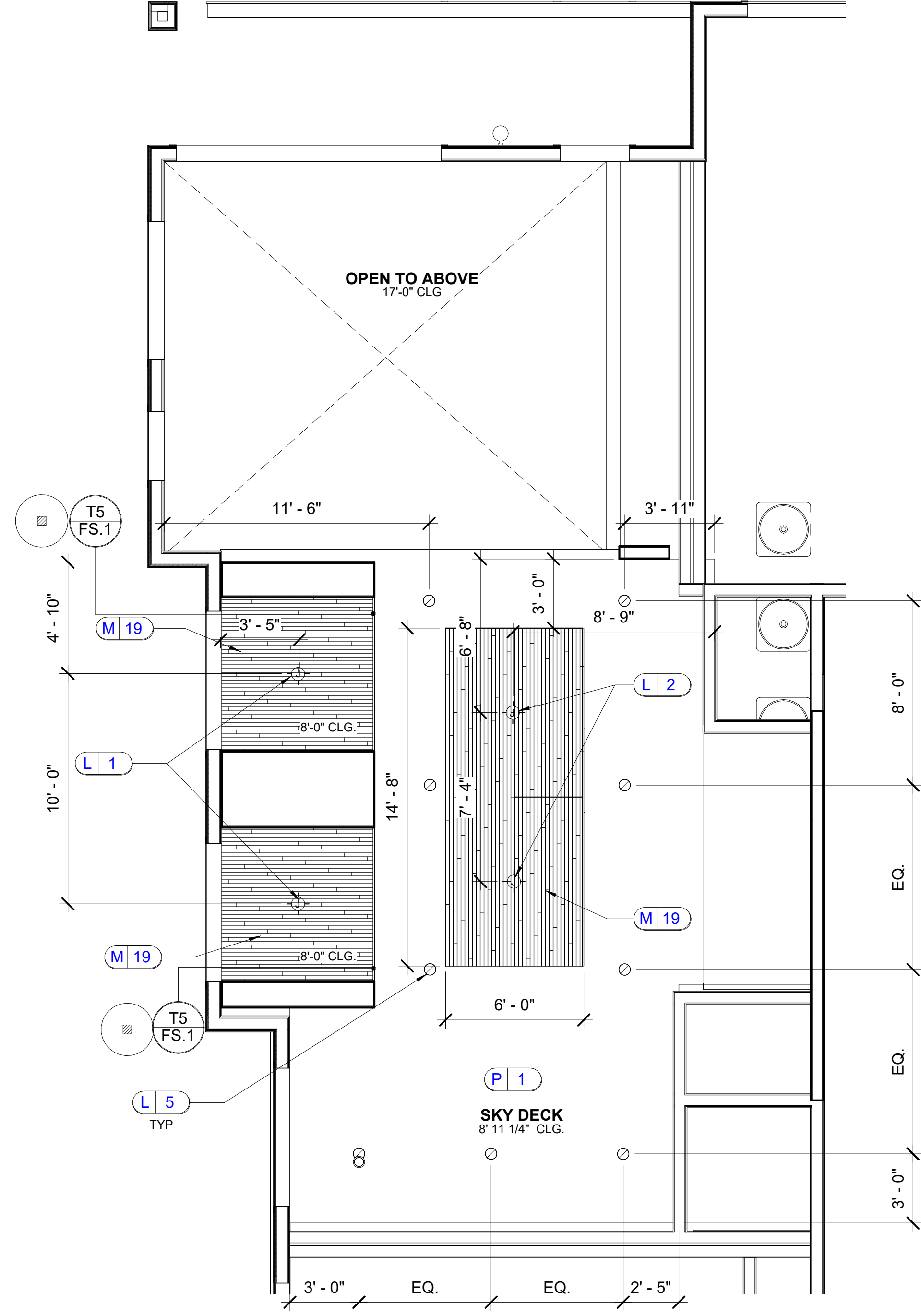
- RECESSED CAN
- ⊕ JUNCTION BOX

REFLECTED CEILING NOTE:

LIGHTING LOCATIONS PER ARCH UNLESS OTHERWISE NOTED.

ELECTRICAL NOTES:

ELECTRICAL OUTLET, JUNCTION BOX, AND LIGHTING MUST BE REFERRED TO AND CONFIRMED WITH ELECTRICAL ENGINEER'S DRAWINGS AS WELL AS STATE REQUIREMENTS. LOCATIONS AS SHOWN ARE DESIRABLE IN ACCORDANCE WITH DESIGN. REFER TO ELECTRICAL ENGINEER'S DRAWING FOR ELECTRICAL INFORMATION.



2 BLDG. D LEVEL 5 REFLECTED CEILING PLAN
 ID.201 SCALE: 1/4" = 1'-0"

LEASING/ AMENITIES
MARK at TALLAHASSEE PHASE III, BLDG. D
TALLAHASSEE, FL
LANDMARK PROPERTIES

REVISIONS		DATE	REMARK	HRS

RELEASED FOR CONSTRUCTION	
BEGIN DATE:	05.18.23
RELEASE DATE:	06.28.23
DESIGNER:	JW
CAD DESIGNER:	TP
REVIEWED BY:	MG,JW,TP

JOB # :	22593-D
TITLE:	BLDG. D LEVEL 5 REFLECTED CEILING PLAN
SHEET:	ID.201

DESIGN ENVIRONMENTS
ARCHITECTS
14001 Bay Drive, Suite 1000, Tampa, FL 33610
PH: 813.289.1100
WWW.DESIGNENVIRONMENTS.COM

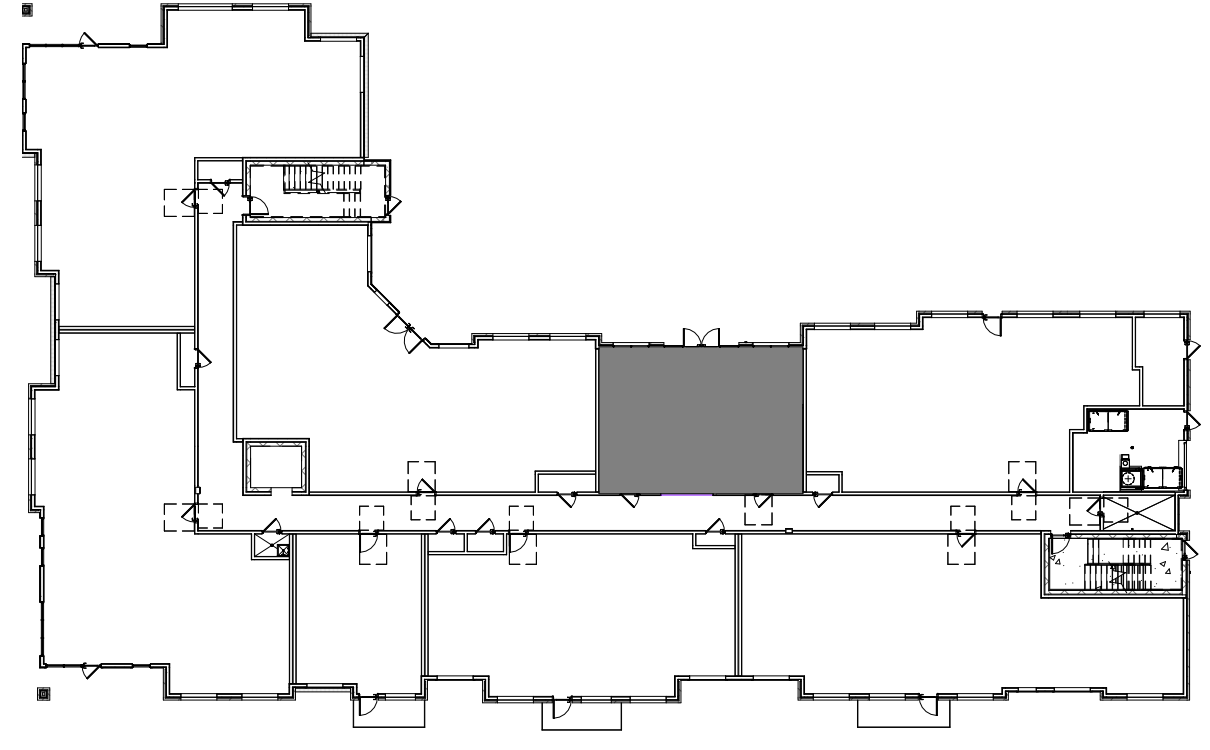
This Drawing is the property of Design Environments and may not be reproduced or used without their written permission.

LEASING/ AMENITIES
MARK at TALLAHASSEE PHASE III, BLDG. D
TALLAHASSEE, FL
LANDMARK PROPERTIES

REVISIONS		DATE	REMARK	HRS

RELEASED FOR CONSTRUCTION	
BEGIN DATE:	05.18.23
RELEASE DATE:	06.28.23
DESIGNER:	JW
CAD DESIGNER:	TP
REVIEWED BY:	MG,JW,TP

JOB # :	22593-D
TITLE:	BLDG. D LEVEL 1 ELECTRICAL ADDITIONS PLAN
SHEET:	ID.300

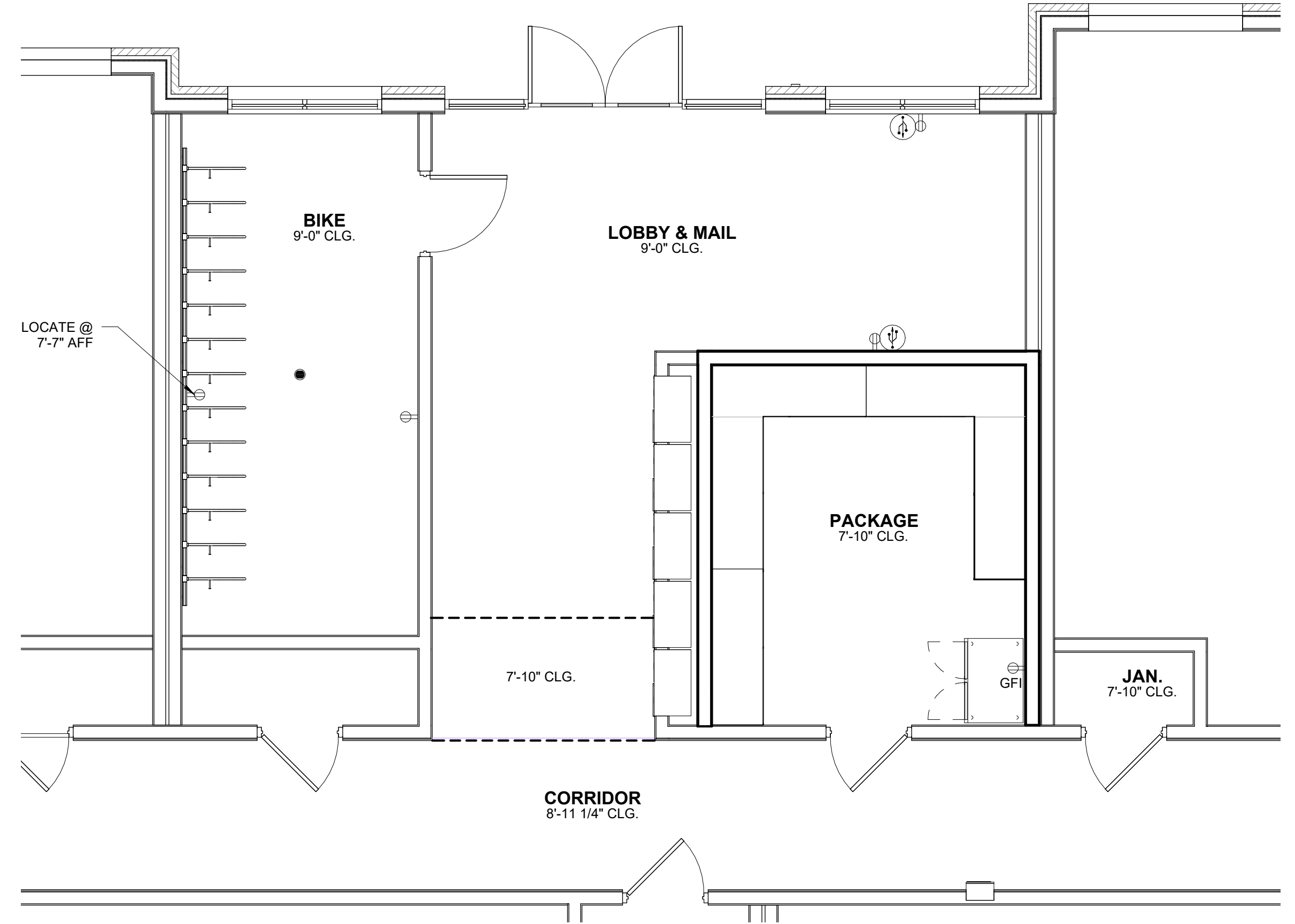


ELECTRICAL LEGEND:

	DUPLEX OUTLET
	USB PORT
	GROUND FAULT INTERRUPT OUTLET

ELECTRICAL NOTE FOR FLOOR OUTLETS:
 ELECTRICAL CONTRACTOR TO PULL WIRING PRIOR TO POURING CONCRETE SLAB FOR ALL FLOOR OUTLETS.

ELECTRICAL NOTES:
 ELECTRICAL OUTLET, JUNCTION BOX, AND LIGHTING MUST BE REFERRED TO AND CONFIRMED WITH ELECTRICAL ENGINEER'S DRAWINGS AS WELL AS STATE REQUIREMENTS. LOCATIONS AS SHOWN ARE DESIRABLE IN ACCORDANCE WITH DESIGN. REFER TO ELECTRICAL ENGINEER'S DRAWING FOR ELECTRICAL INFORMATION.



1
ID.300 **BLDG. D LEVEL 1 ELECTRICAL ADDITIONS PLAN**
 SCALE: 1/4" = 1'-0"

ELECTRICAL LEGEND:

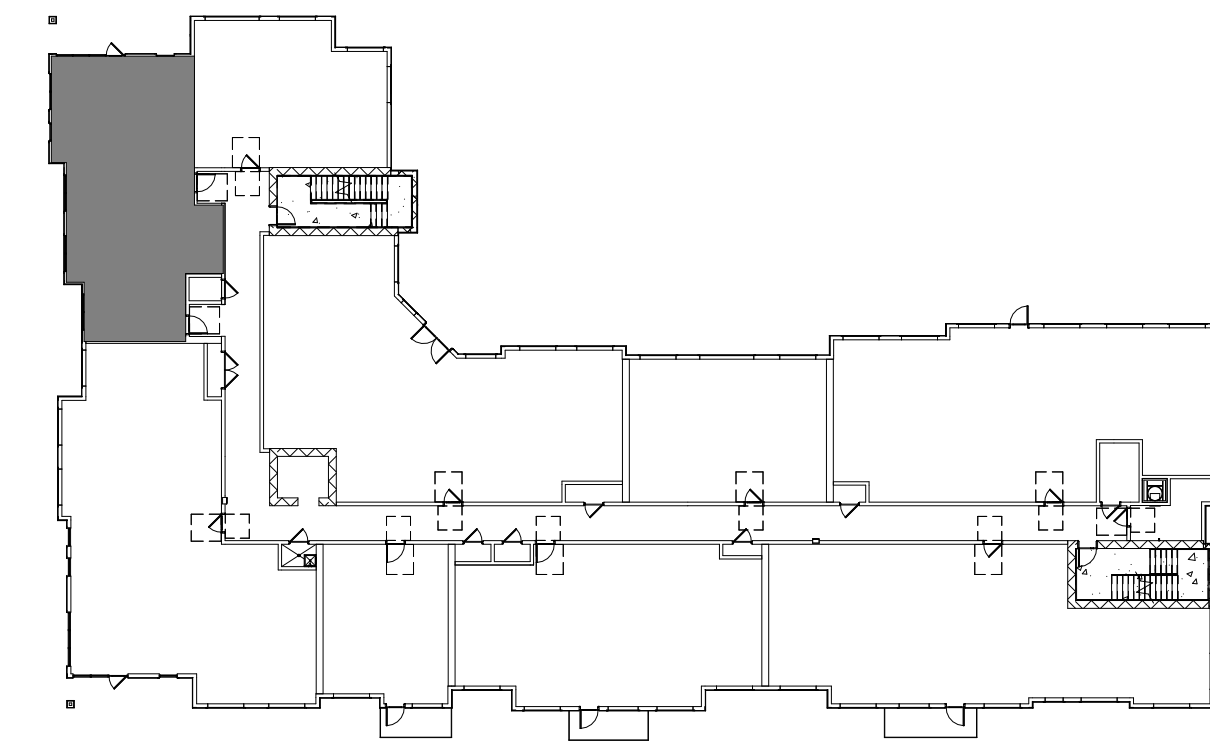
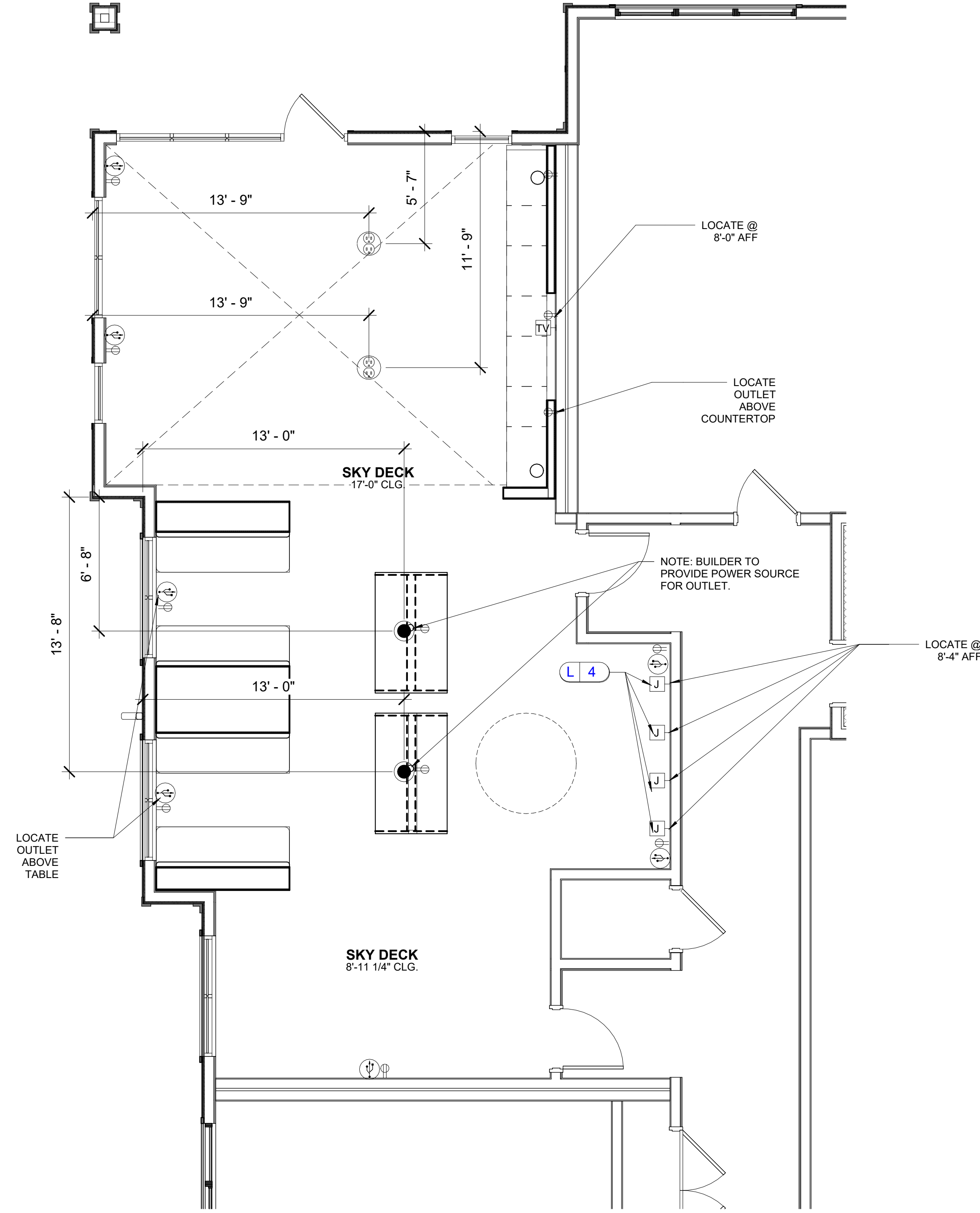
- ⊖ DUPLEX OUTLET
- POWER SOURCE LOCATION
- Ⓜ USB PORT
- Ⓜ FLOOR ELECTRICAL OUTLET
- TV CABLE OUTLET
- J JUNCTION BOX FOR WALL SCONCE

ELECTRICAL NOTE FOR FLOOR OUTLETS:

ELECTRICAL CONTRACTOR TO PULL WIRING PRIOR TO POURING CONCRETE SLAB FOR ALL FLOOR OUTLETS.

ELECTRICAL NOTES:

ELECTRICAL OUTLET, JUNCTION BOX, AND LIGHTING MUST BE REFERRED TO AND CONFIRMED WITH ELECTRICAL ENGINEER'S DRAWINGS AS WELL AS STATE REQUIREMENTS. LOCATIONS AS SHOWN ARE DESIRABLE IN ACCORDANCE WITH DESIGN. REFER TO ELECTRICAL ENGINEER'S DRAWING FOR ELECTRICAL INFORMATION.



1 BLDG. D LEVEL 5 ELECTRICAL ADDITIONS PLAN
ID.301 SCALE: 1/4" = 1'-0"

This Drawing is the property of Design Environments and may not be reproduced or used without their written permission.

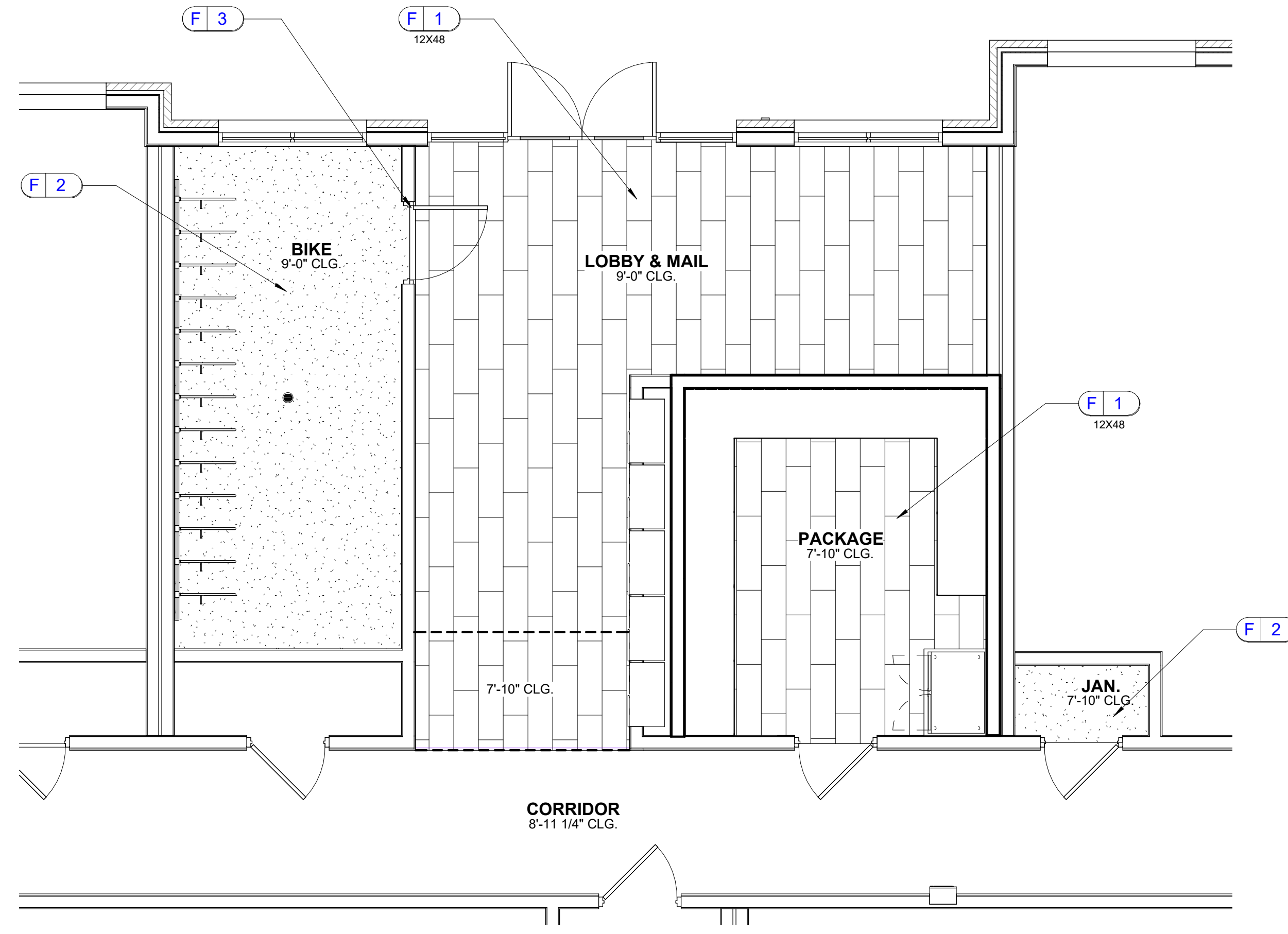
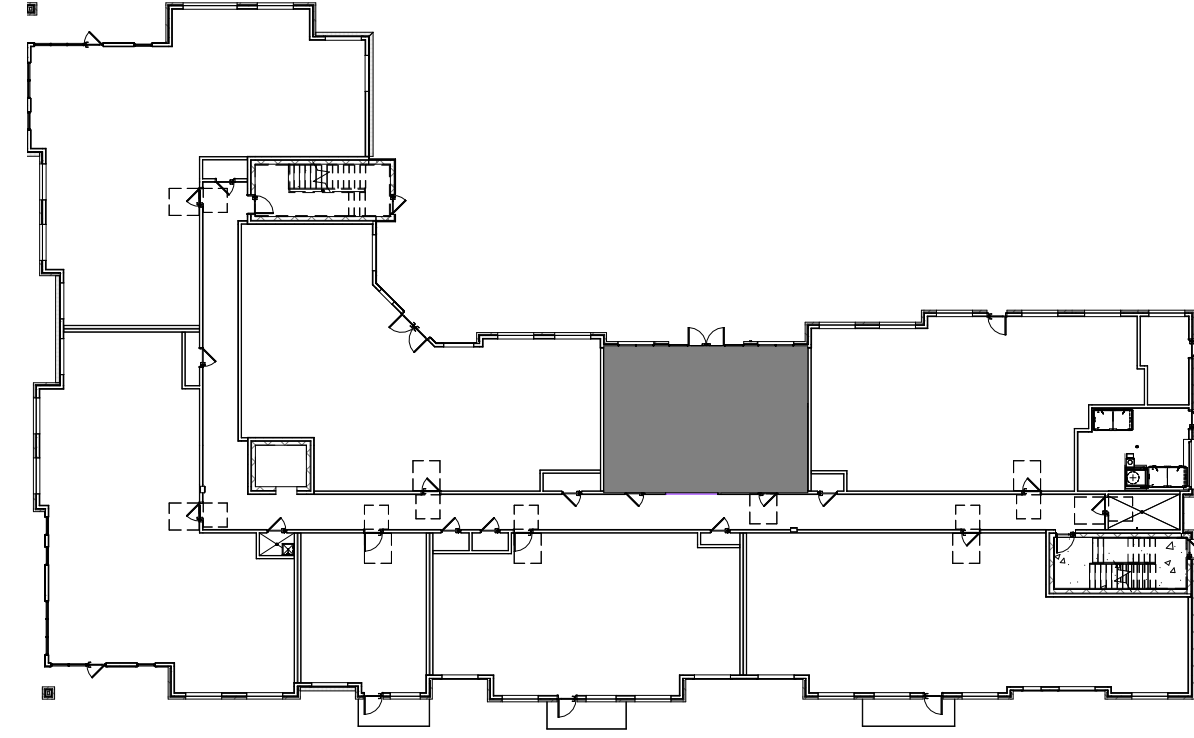
LEASING/ AMENITIES
MARK at TALLAHASSEE PHASE III, BLDG. D
TALLAHASSEE, FL
LANDMARK PROPERTIES

REVISIONS		DATE	REMARK	HRS

RELEASED FOR CONSTRUCTION	
BEGIN DATE:	05.18.23
RELEASE DATE:	06.28.23
DESIGNER:	JW
CAD DESIGNER:	TP
REVIEWED BY:	MG,JW,TP

JOB # :	22593-D
TITLE:	BLDG. D LEVEL 5 ELECTRICAL ADDITIONS PLAN
SHEET:	ID.301

ADA FLOORING NOTES:
 FLOORING TRANSITION STRIPS NOT TO EXCEED MAX. 1/4" V. IF TRANSITION STRIP EXCEEDS 1/4" V, MUST NOT EXCEED MAX. 1/2" V, WITH TOP 1/4" HAVING 1:2 OR SHALLOWER SLOPE. IF EXCEEDING MAX. 1/2" V, MUST HAVE 1:12 OR SHALLOWER SLOPE.



1 BLDG. D LEVEL 1 FLOOR COVERING PLAN
 ID.400 SCALE: 1/4" = 1'-0"

LEASING/ AMENITIES
MARK at TALLAHASSEE PHASE III, BLDG. D
TALLAHASSEE, FL
LANDMARK PROPERTIES

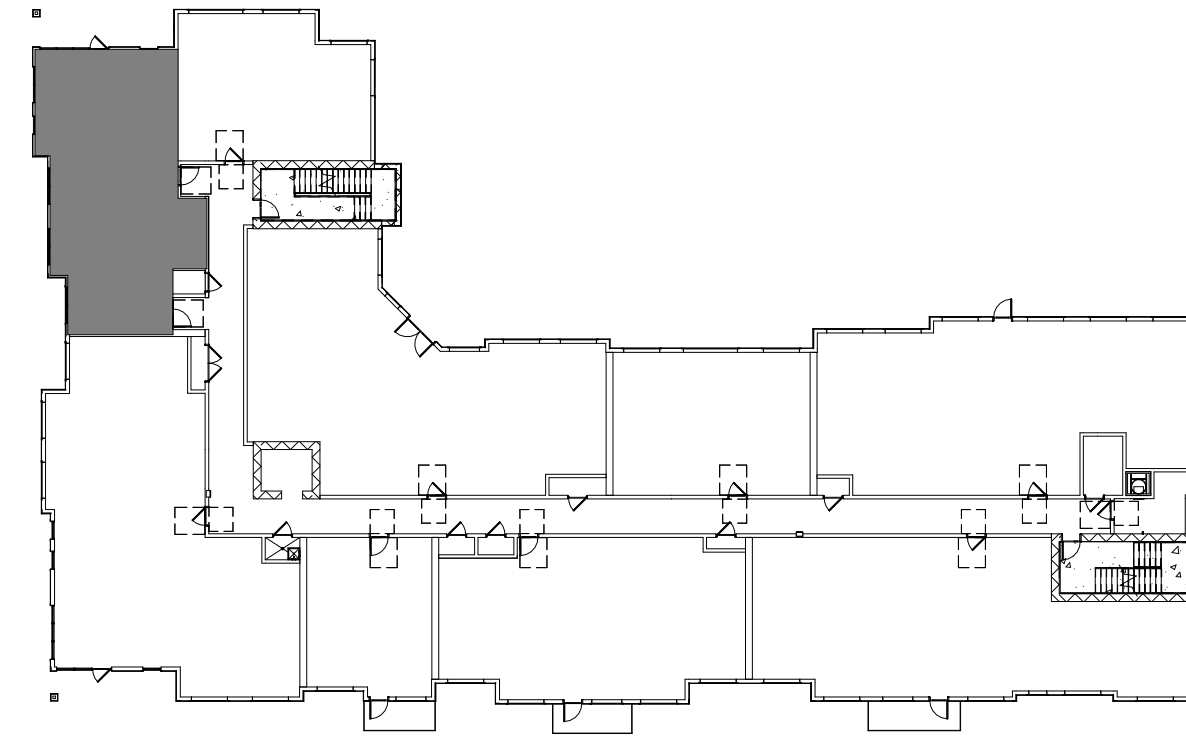
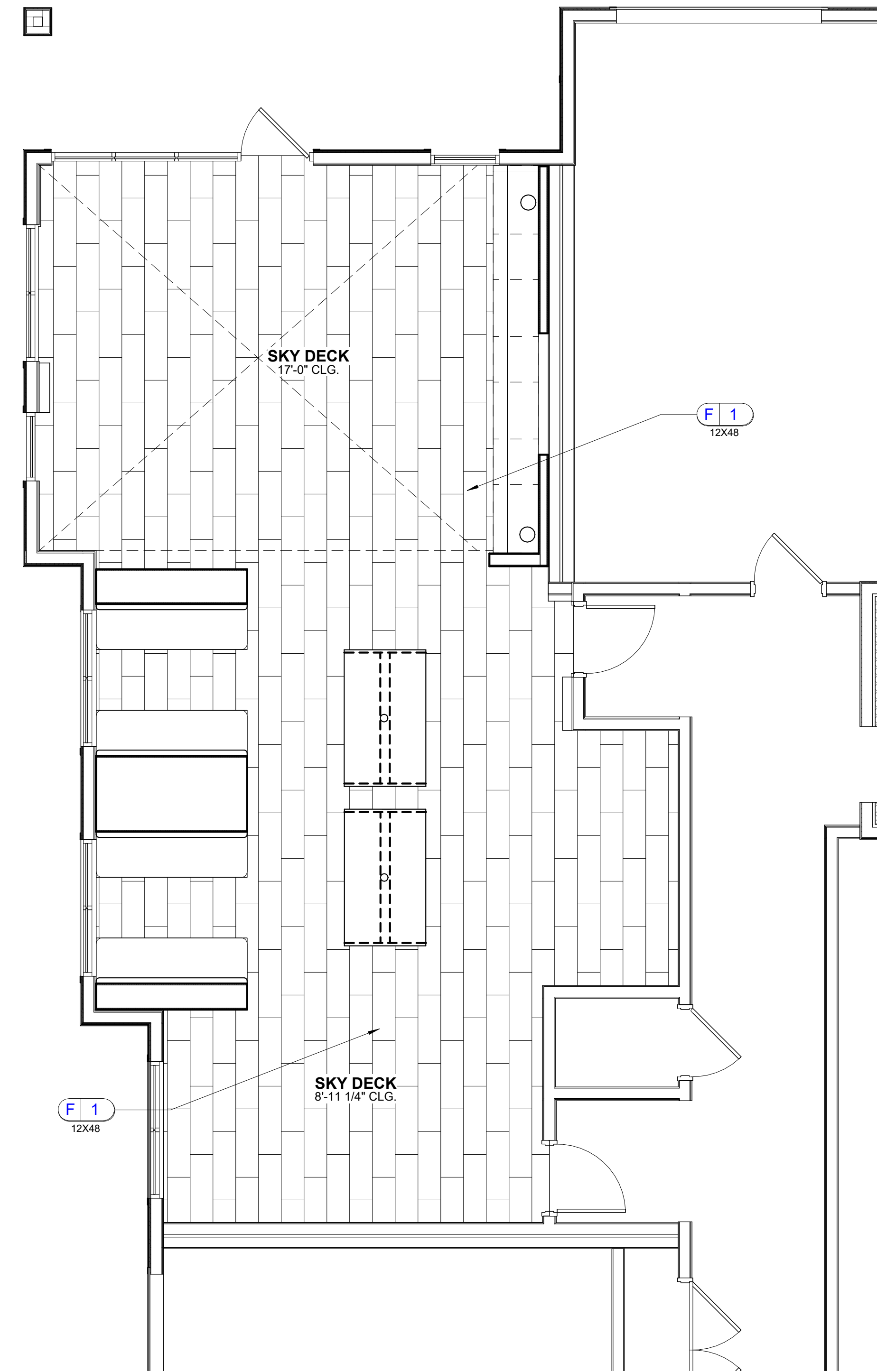
DESIGN ENVIRONMENTS
 DESIGN & LIFE
 Amen | Inter | Design | Construction | San Francisco
 Health | Wellness | Real Estate | Interior | Space | Living | Urban Housing
 This Drawing is the property of Design Environments and may not be reproduced or used without their written permission.

REVISIONS		DATE	REMARK	HRS

RELEASED FOR CONSTRUCTION	
BEGIN DATE:	05.18.23
RELEASE DATE:	06.28.23
DESIGNER:	JW
CAD DESIGNER:	TP
REVIEWED BY:	MG, JW, TP

JOB # :	22593-D
TITLE:	BLDG. D LEVEL 1 FLOOR COVERING PLAN
SHEET:	ID.400

ADA FLOORING NOTES:
 FLOORING TRANSITION STRIPS NOT TO EXCEED MAX. 1/4". IF TRANSITION STRIP EXCEEDS 1/4", MUST NOT EXCEED MAX. 1/2" V, WITH TOP 1/4" HAVING 1:2 OR SHALLOWER BEVEL. IF EXCEEDING MAX. 1/2" V, MUST HAVE 1:12 OR SHALLOWER SLOPE.



1 ID.401 BLDG. D LEVEL 5 FLOOR COVERING PLAN
 SCALE: 1/4" = 1'-0"

LEASING/ AMENITIES MARK at TALLAHASSEE PHASE III, BLDG. D TALLAHASSEE, FL LANDMARK PROPERTIES

REVISIONS

DR.	REV.	DATE	REMARK	HRS

RELEASED FOR CONSTRUCTION

BEGIN DATE: 05.18.23
 RELEASE DATE: 06.28.23
 DESIGNER: JW
 CAD DESIGNER: TP
 REVIEWED BY: MG, JW, TP

JOB # : 22593-D

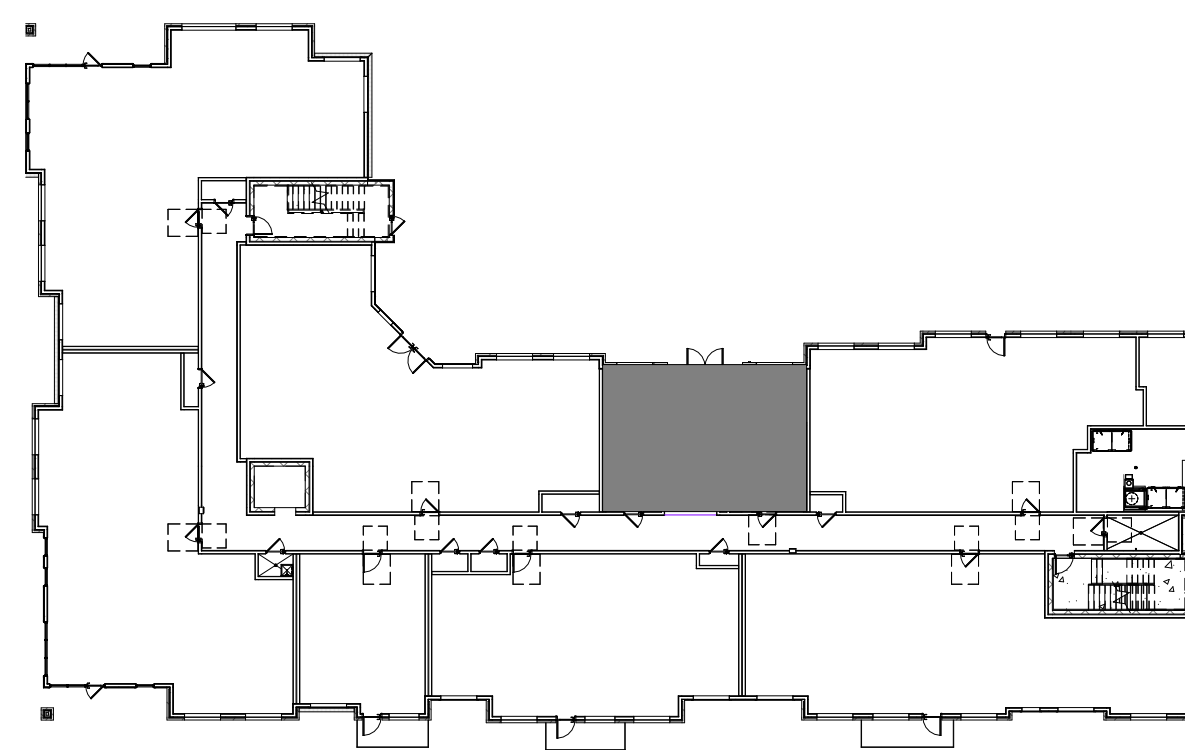
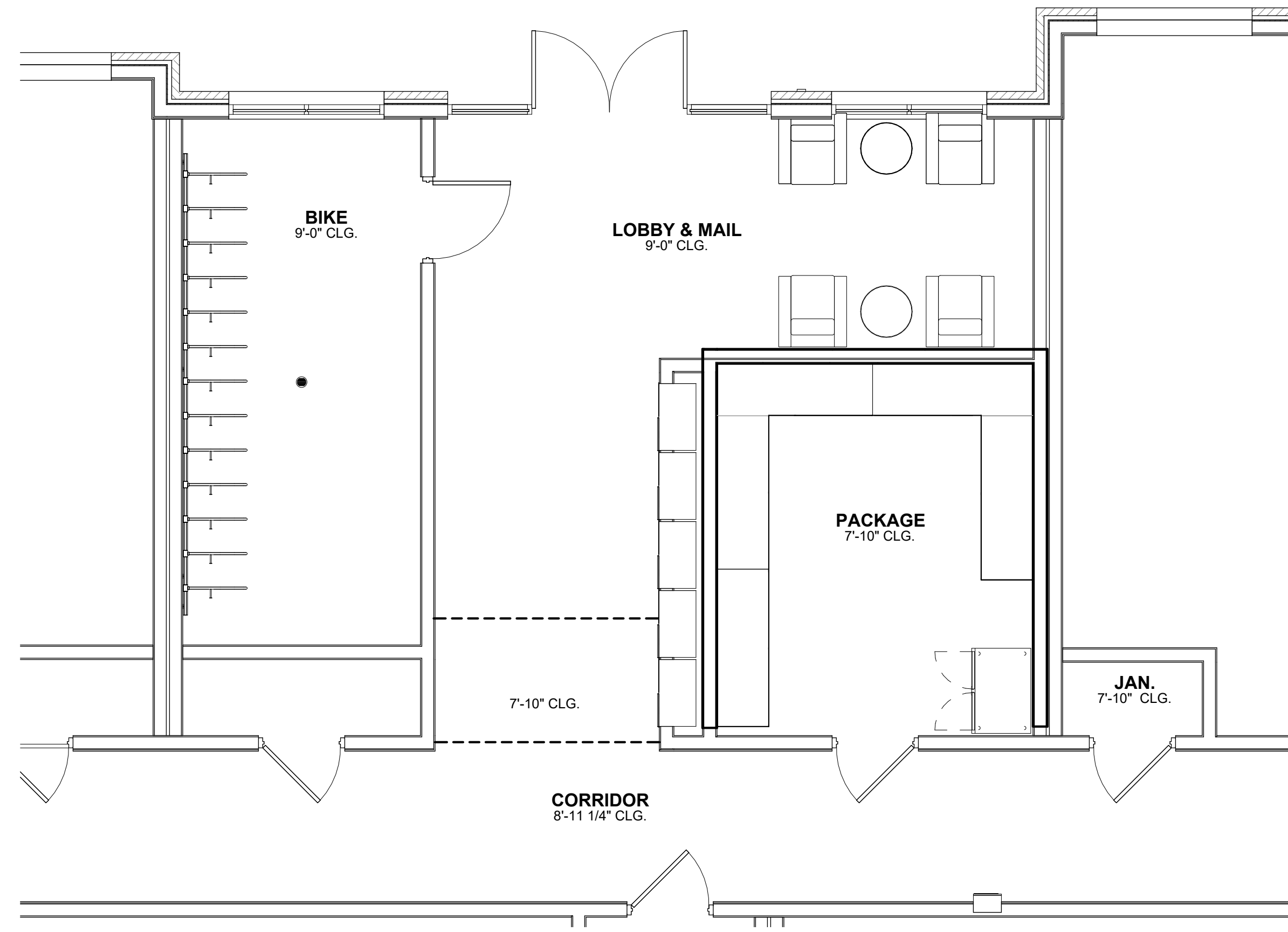
TITLE: BLDG. D LEVEL 5 FLOOR COVERING PLAN

SHEET: ID.401

DESIGN ENVIRONMENTS
 DESIGN & LIFE

Allen | Rosen | Design | Construction | San Francisco
 Hospitality | Healthcare | Multi-Family | Residential | Senior Living | Retail | Housing

This Drawing is the property of Design Environments and may not be reproduced or used without their written permission.



1
ID.500 **BLDG. D LEVEL 1 FURNITURE AND FIXTURES PLAN**
SCALE: 1/4" = 1'-0"

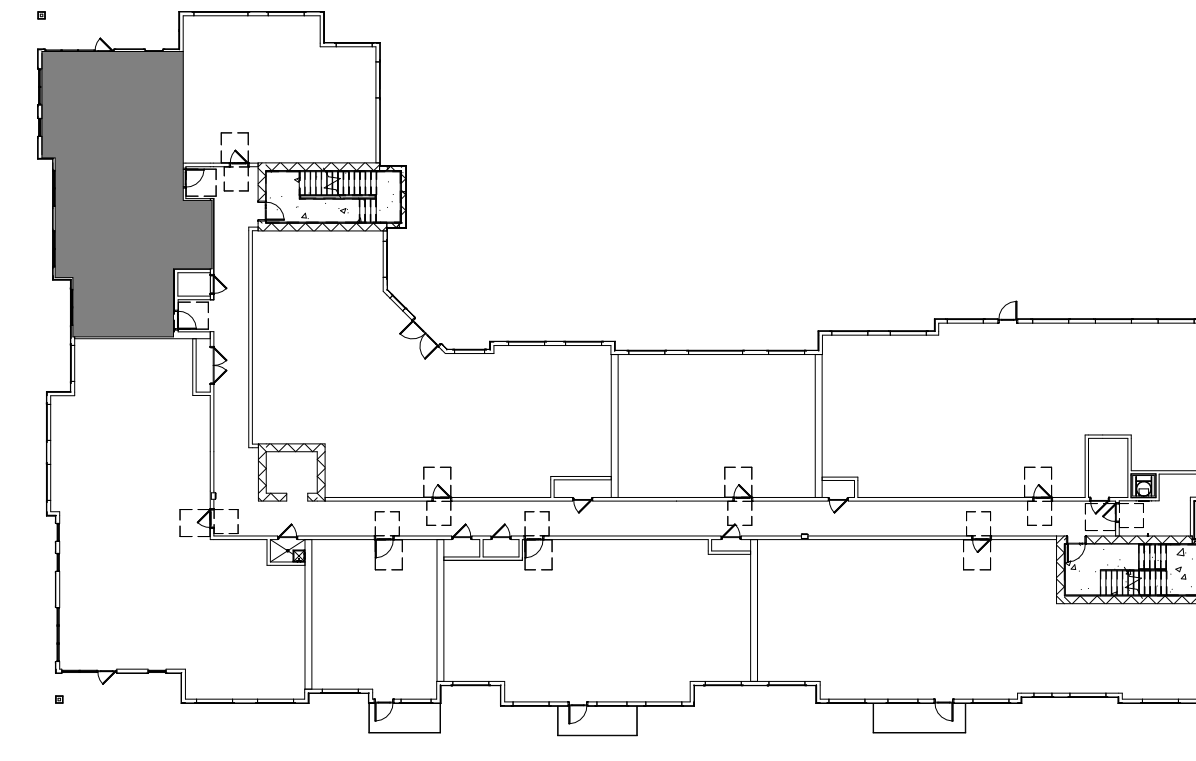
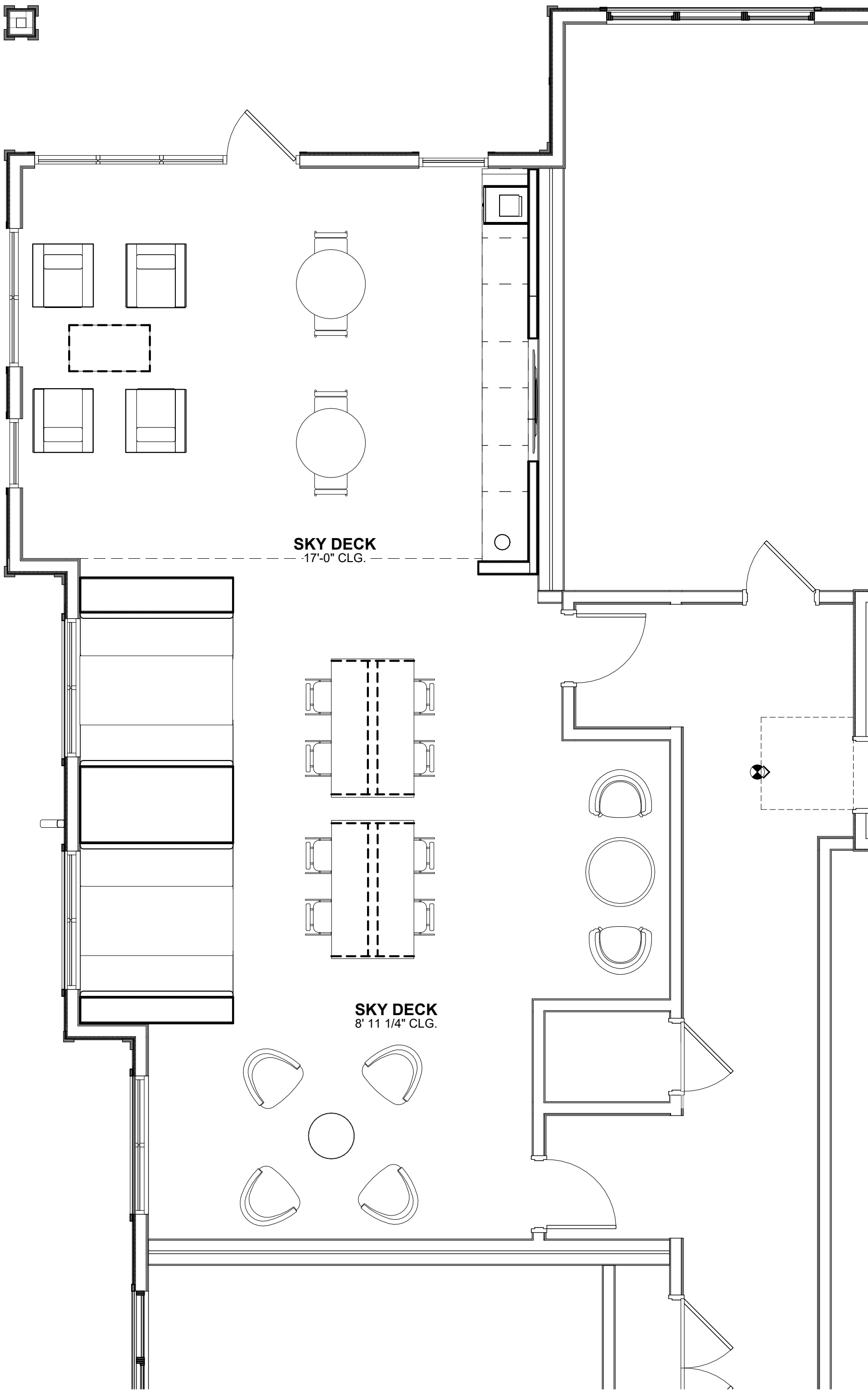
JOB # : 22593-D
TITLE: BLDG. D LEVEL 1 FURNITURE AND FIXTURES PLAN
SHEET: **ID.500**

RELEASED FOR CONSTRUCTION
BEGIN DATE: 05.18.23
RELEASE DATE: 06.28.23
DESIGNER: JW
CAD DESIGNER: TP
REVIEWED BY: MG,JW,TP

REVISIONS		HR
DR.	REV.	REMARK

LEASING/ AMENITIES
MARK at TALLAHASSEE PHASE III, BLDG. D
TALLAHASSEE, FL
LANDMARK PROPERTIES

DESIGN ENVIRONMENTS
DESIGN & LIFE
Amen, Inter, Design, Construction, San Francisco
Hospital/Healthcare, Multi-Family, Residential, Senior Living, Student Housing
This Drawing is the property of Design Environments and may not be reproduced or used without their written permission.



1
ID.501 **BLDG. D LEVEL 5 FURNITURE AND FIXTURES PLAN**
SCALE: 1/4" = 1'-0"

JOB # : 22593-D

TITLE: BLDG. D LEVEL 5
FURNITURE AND
FIXTURES PLAN

SHEET:

ID.501

RELEASED FOR
CONSTRUCTION

BEGIN DATE: 05.18.23

RELEASE DATE: 06.28.23

DESIGNER: JW

CAD DESIGNER: TP

REVIEWED BY: MG,JW,TP

REVISIONS

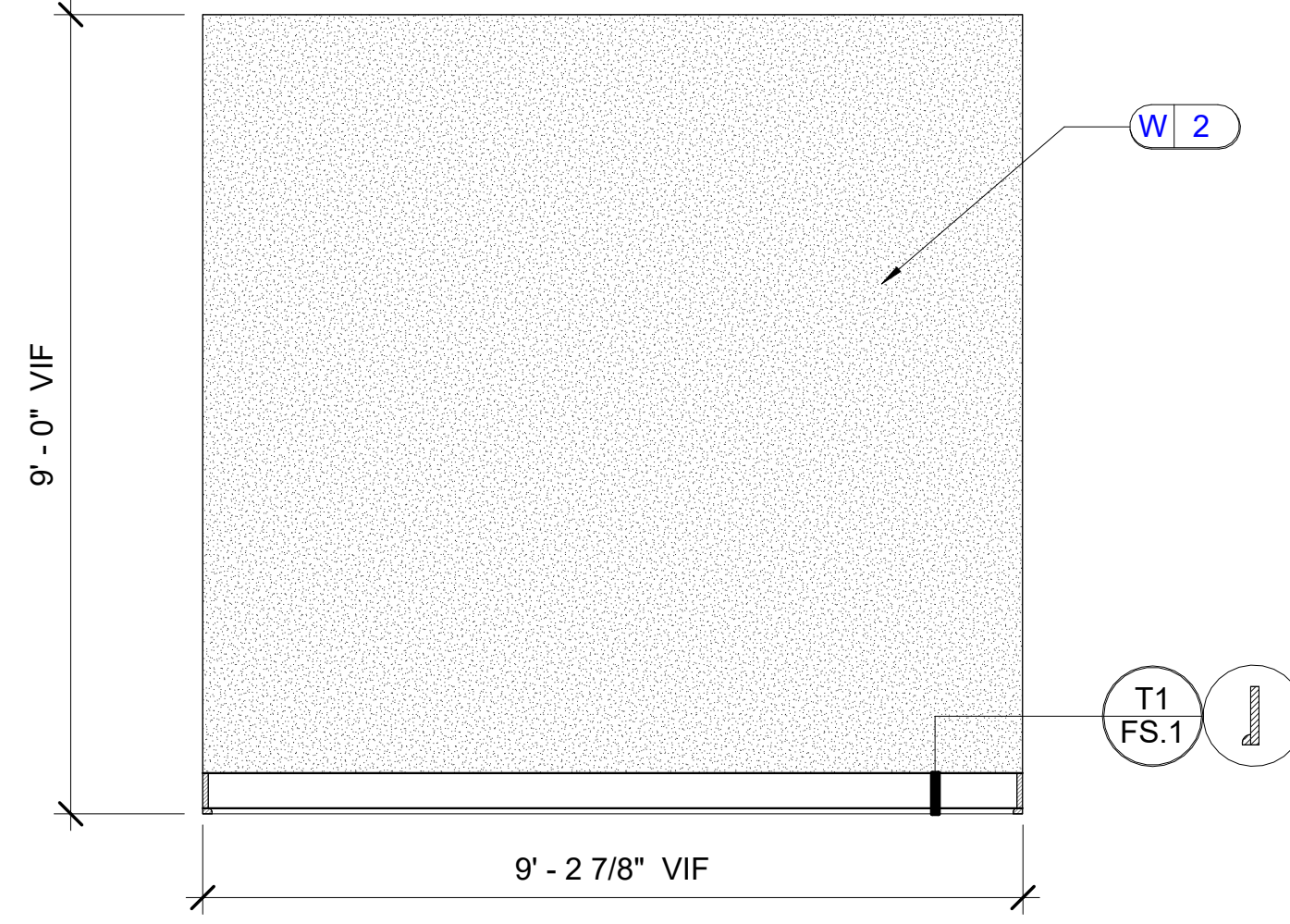
DR.	REV.	DATE	REMARK	HRS

LEASING/ AMENITIES
MARK at TALLAHASSEE PHASE III, BLDG. D
TALLAHASSEE, FL
LANDMARK PROPERTIES

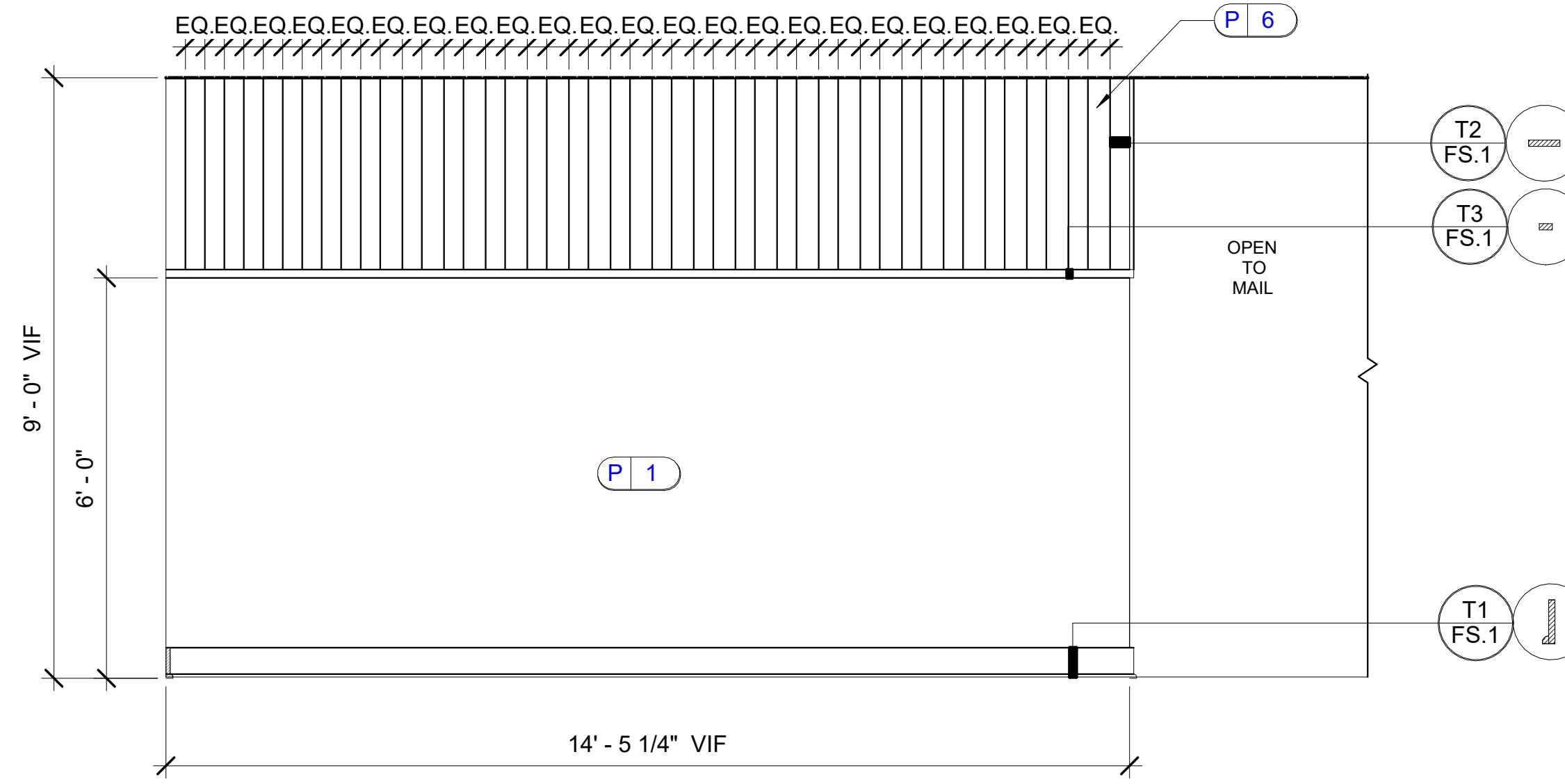
DESIGN ENVIRONMENTS
DESIGN & LIFE

Allen Rosen Design Consultant San Francisco
Healthy/Habitat/High Priority Residential Senior Living | Elder Housing

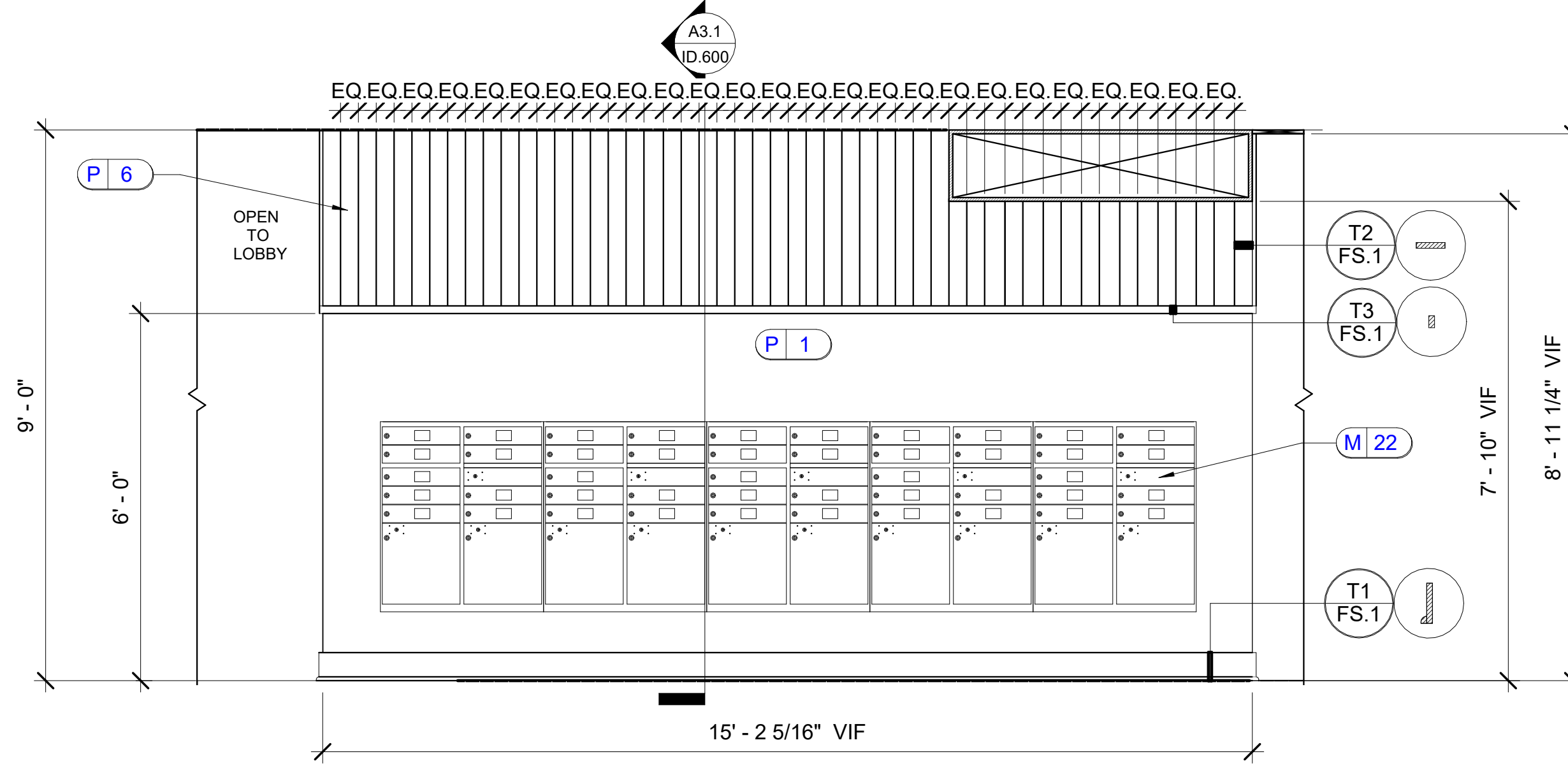
This Drawing is the property of Design
Environments and may not be reproduced or
used without their written permission.



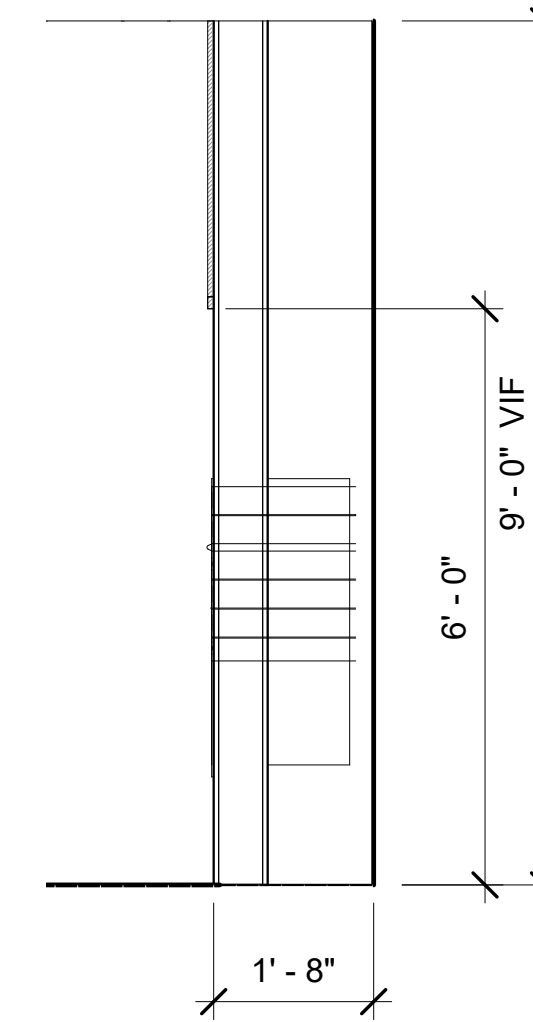
A1
ID.600 **BLDG. D LOBBY & MAIL**
SCALE: 1/2" = 1'-0"
NOTE: 1. ALL TRIM TO BE PAINTED P2.
2. WALL TO BE SMOOTH FINISH.



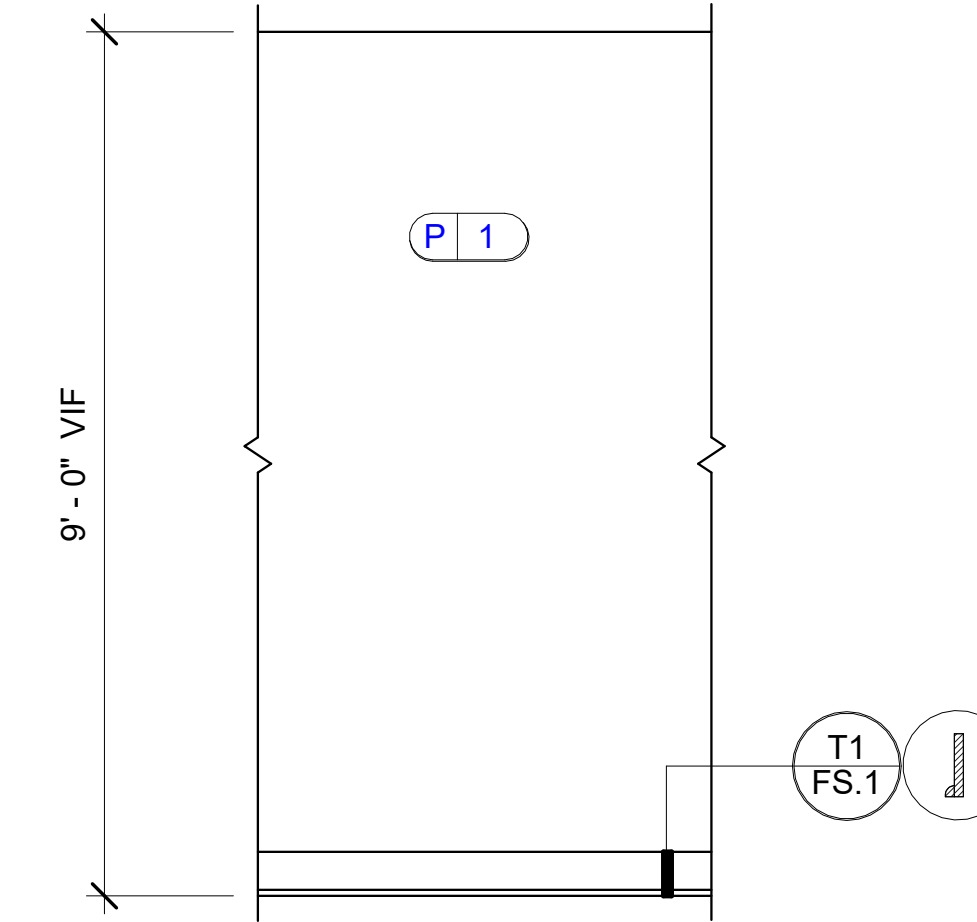
A2
ID.600 **BLDG. D LOBBY & MAIL**
SCALE: 1/2" = 1'-0"
NOTE: 1. ALL TRIM TO BE PAINTED P2.
2. WALL TO BE SMOOTH FINISH.



A3
ID.600 **BLDG. D LOBBY & MAIL**
SCALE: 1/2" = 1'-0"
NOTE: 1. ALL TRIM TO BE PAINTED P2.
2. WALL TO BE SMOOTH FINISH.



A3.1 SECTION
ID.600 SCALE: 1/2" = 1'-0"



A4 BLDG. D LOBBY & MAIL TYP.
ID.600 SCALE: 1/2" = 1'-0"
NOTE: 1. ALL TRIM TO BE PAINTED P2.

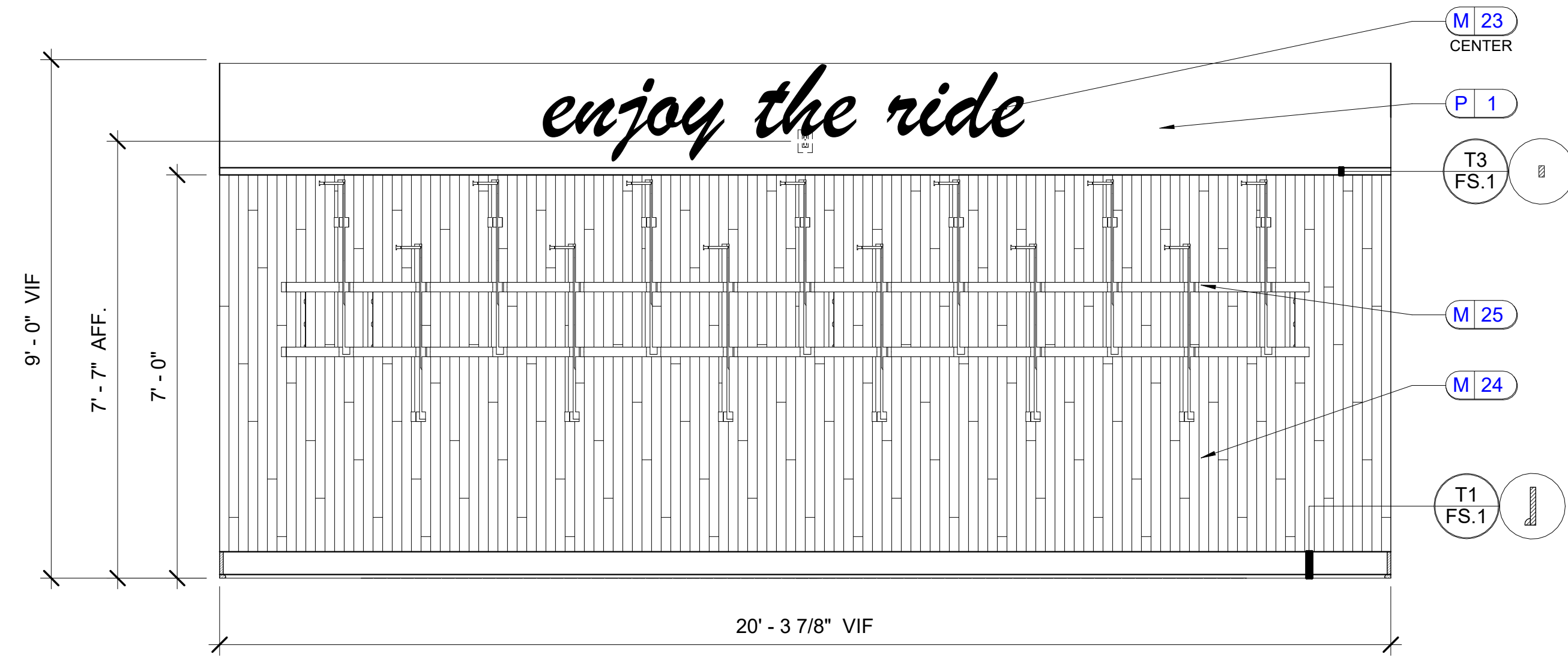
LEASING/ AMENITIES
 MARK at TALLAHASSEE PHASE III, BLDG. D
 TALLAHASSEE, FL
 LANDMARK PROPERTIES

DR.	REV.	DATE	REMARK

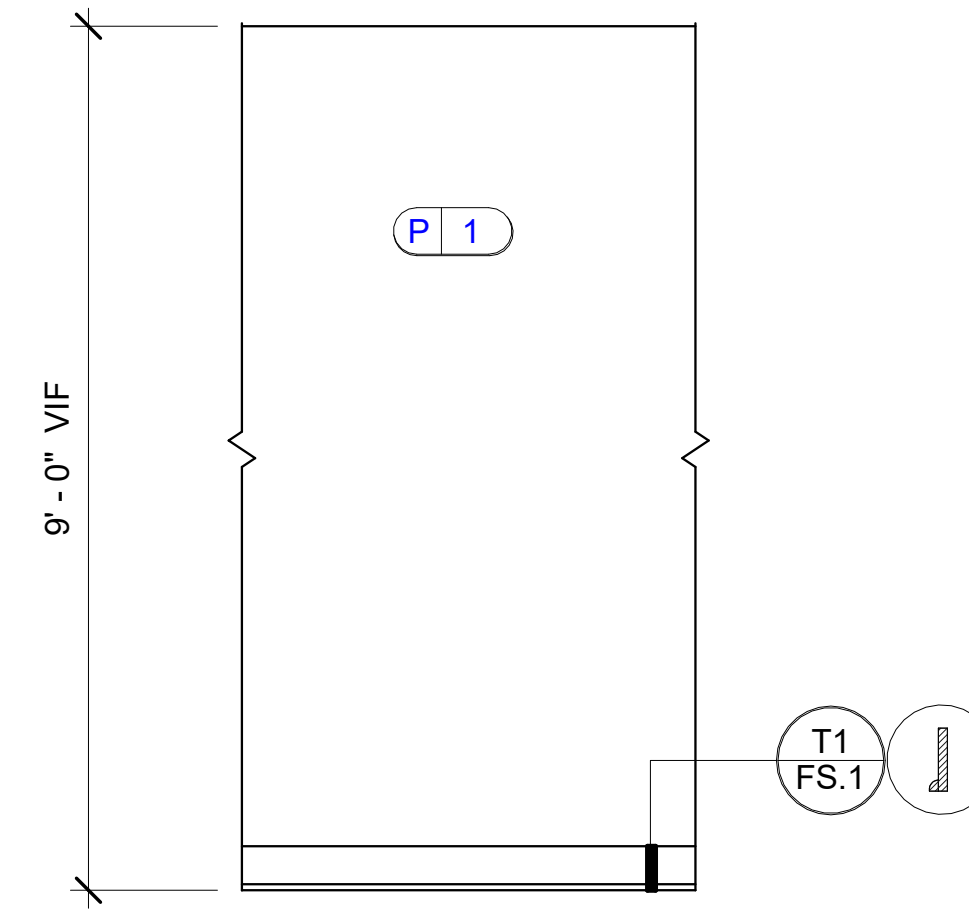
RELEASED FOR CONSTRUCTION	
BEGIN DATE:	05.18.23
RELEASE DATE:	06.28.23
DESIGNER:	JW
CAD DESIGNER:	TP
REVIEWED BY:	MG,JW,TP

JOB # :	22593-D
TITLE:	INTERIOR ELEVATIONS AND DETAILS
SHEET:	ID.600

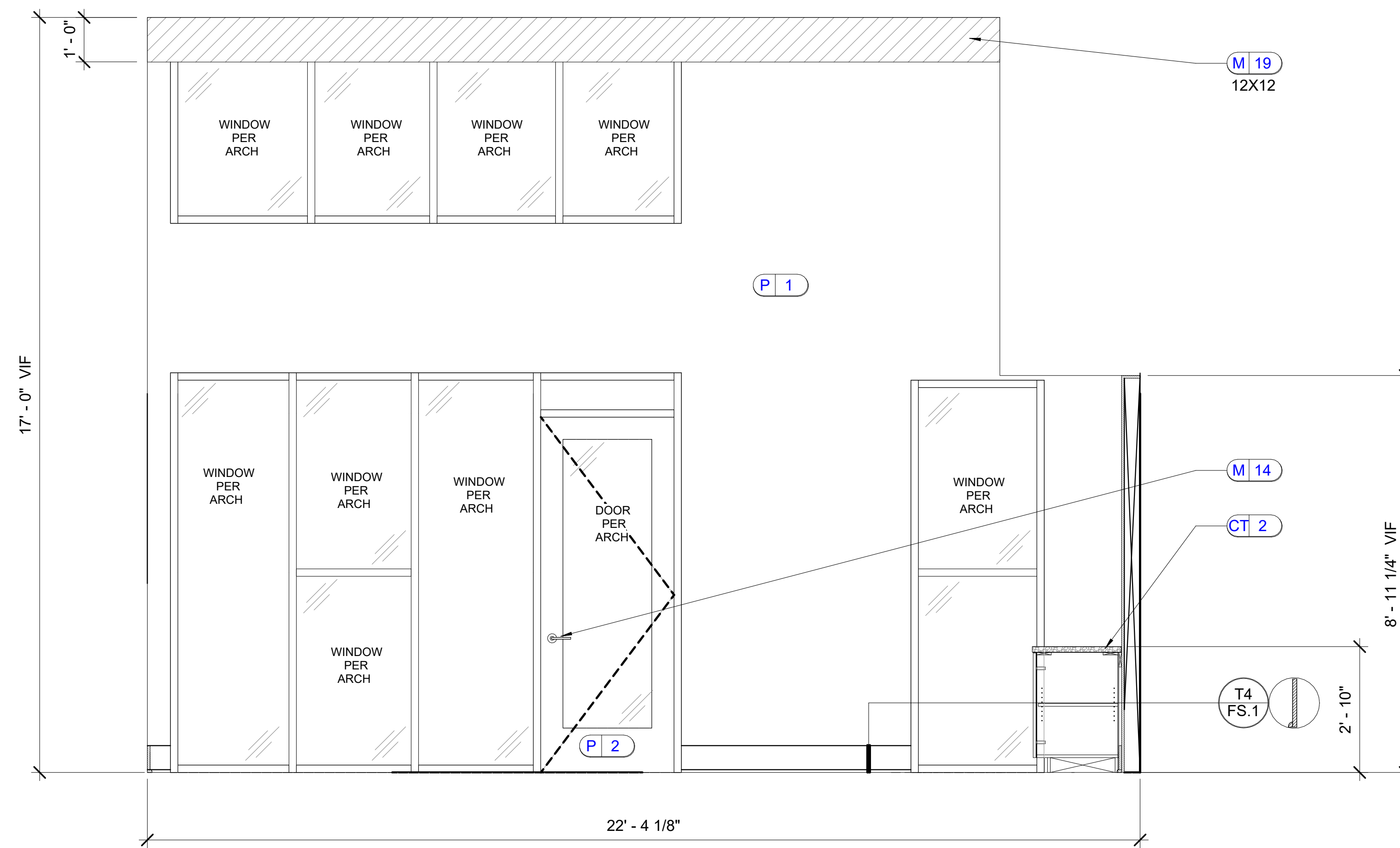
This Drawing is the property of Design Environments and may not be reproduced or used without their written permission.



B1 BLDG. D BIKE
 ID.601
 SCALE: 1/2" = 1'-0"
 NOTE: 1. ALL TRIM TO BE PAINTED P2.
 2. WALL TO BE SMOOTH FINISH.



B2 BLDG. D BIKE TYP
 ID.601
 SCALE: 1/2" = 1'-0"
 NOTE: ALL TRIM TO BE PAINTED P2.



C1 SKY DECK
 ID.601
 SCALE: 1/2" = 1'-0"
 NOTE: ALL TRIM TO BE PAINTED P2.

LEASING/ AMENITIES
 MARK at TALLAHASSEE PHASE III, BLDG. D
 TALLAHASSEE, FL
 LANDMARK PROPERTIES

DR.	REV.	DATE	REMARK

RELEASED FOR CONSTRUCTION	
BEGIN DATE:	05.18.23
RELEASE DATE:	06.28.23
DESIGNER:	JW
CAD DESIGNER:	TP
REVIEWED BY:	MG,JW,TP

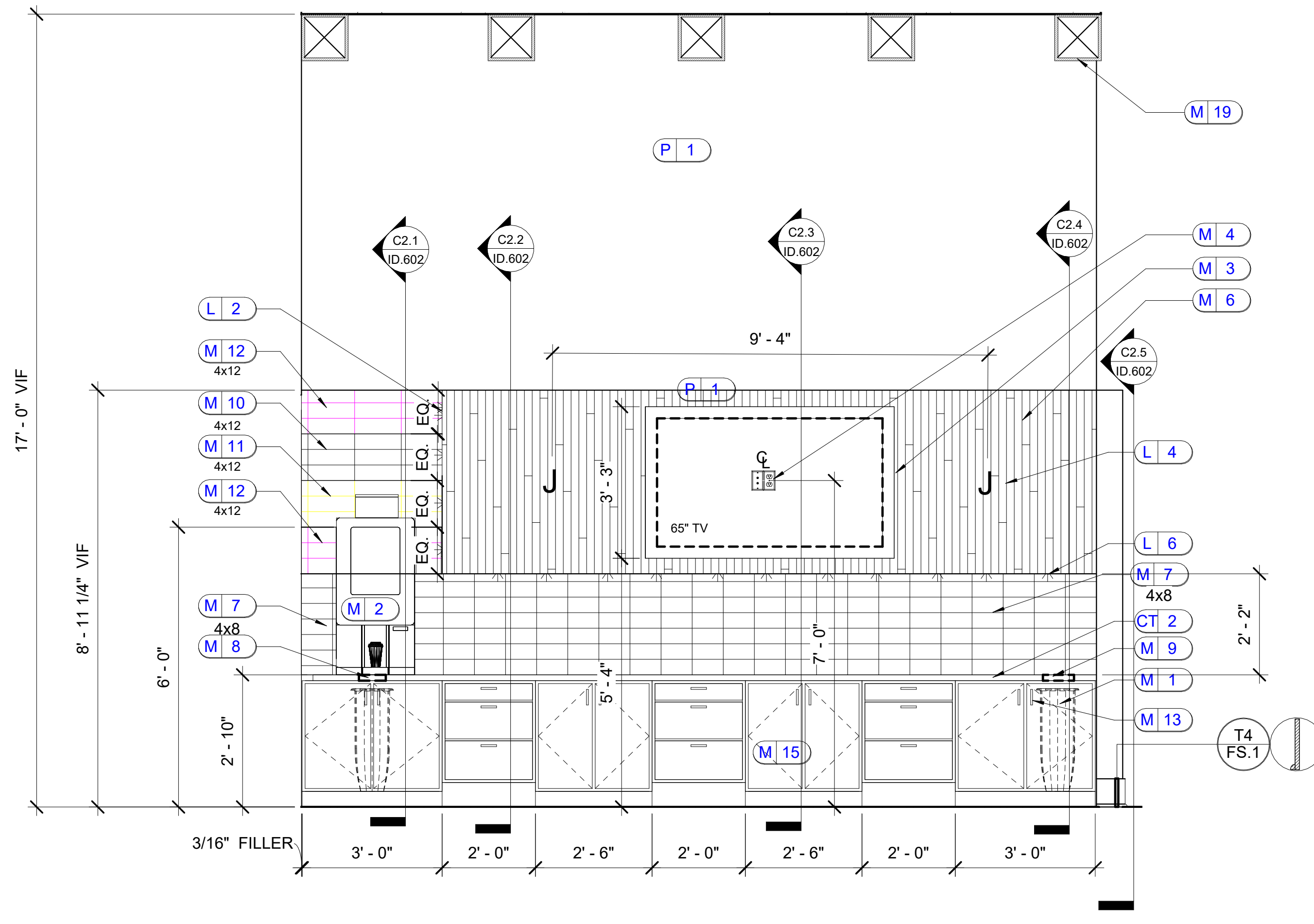
JOB # :	22593-D
TITLE:	INTERIOR ELEVATIONS AND DETAILS
SHEET:	ID.601

LEASING/ AMENITIES
 MARK at TALLAHASSEE PHASE III, BLDG. D
 TALLAHASSEE, FL
 LANDMARK PROPERTIES

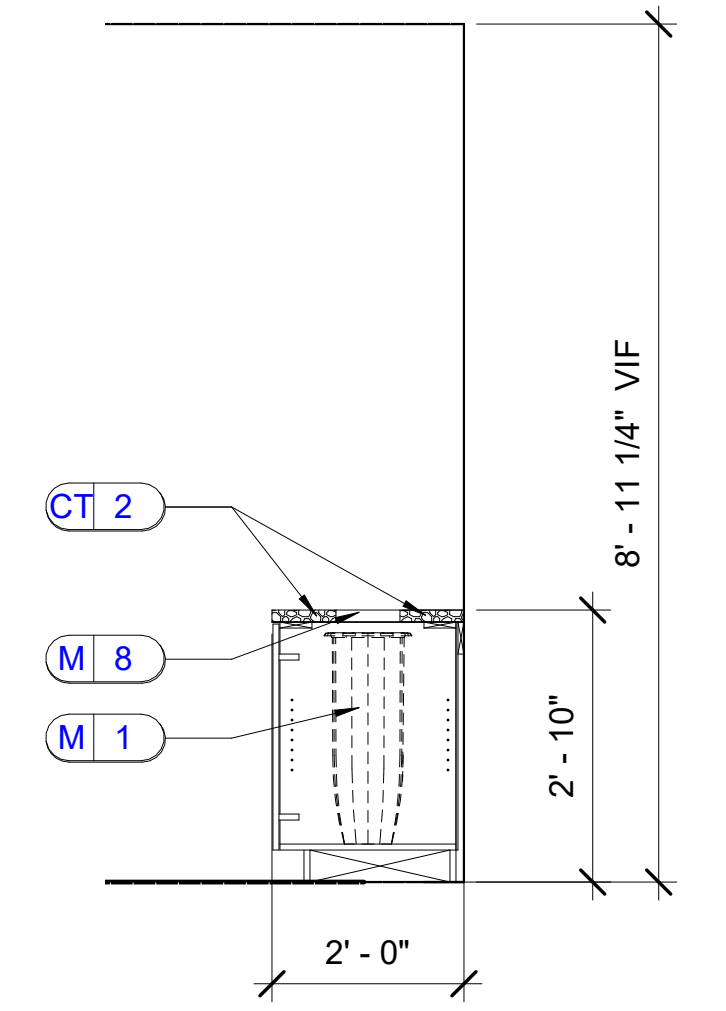
REVISIONS		
DR.	REV.	DATE

RELEASED FOR CONSTRUCTION			
BEGIN DATE:	05.18.23	DESIGNER:	JW
RELEASE DATE:	06.28.23	CAD DESIGNER:	TP
REVIEWED BY:	MG, JW, TP		

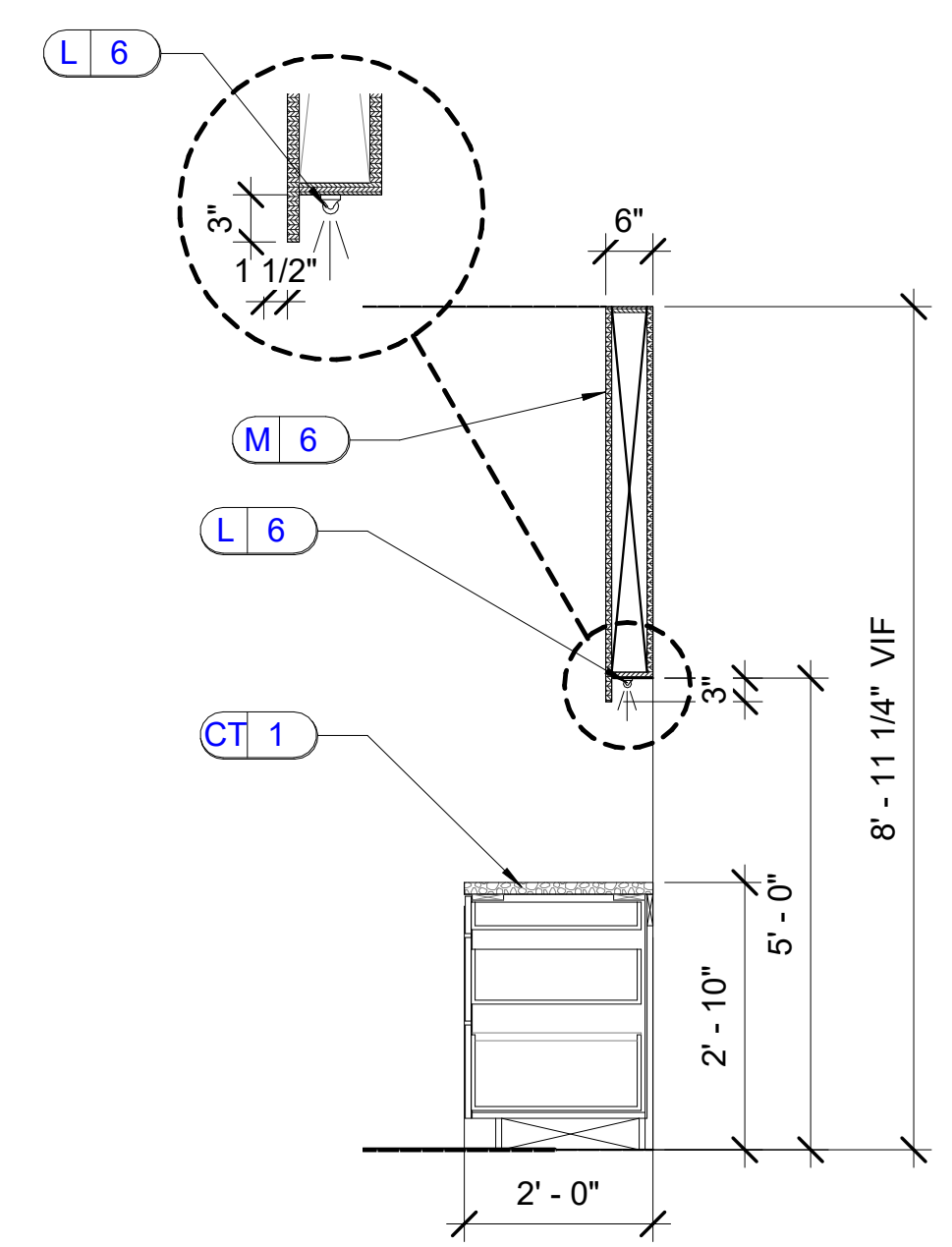
JOB # :	22593-D
TITLE:	INTERIOR ELEVATIONS AND DETAILS
SHEET:	ID.602



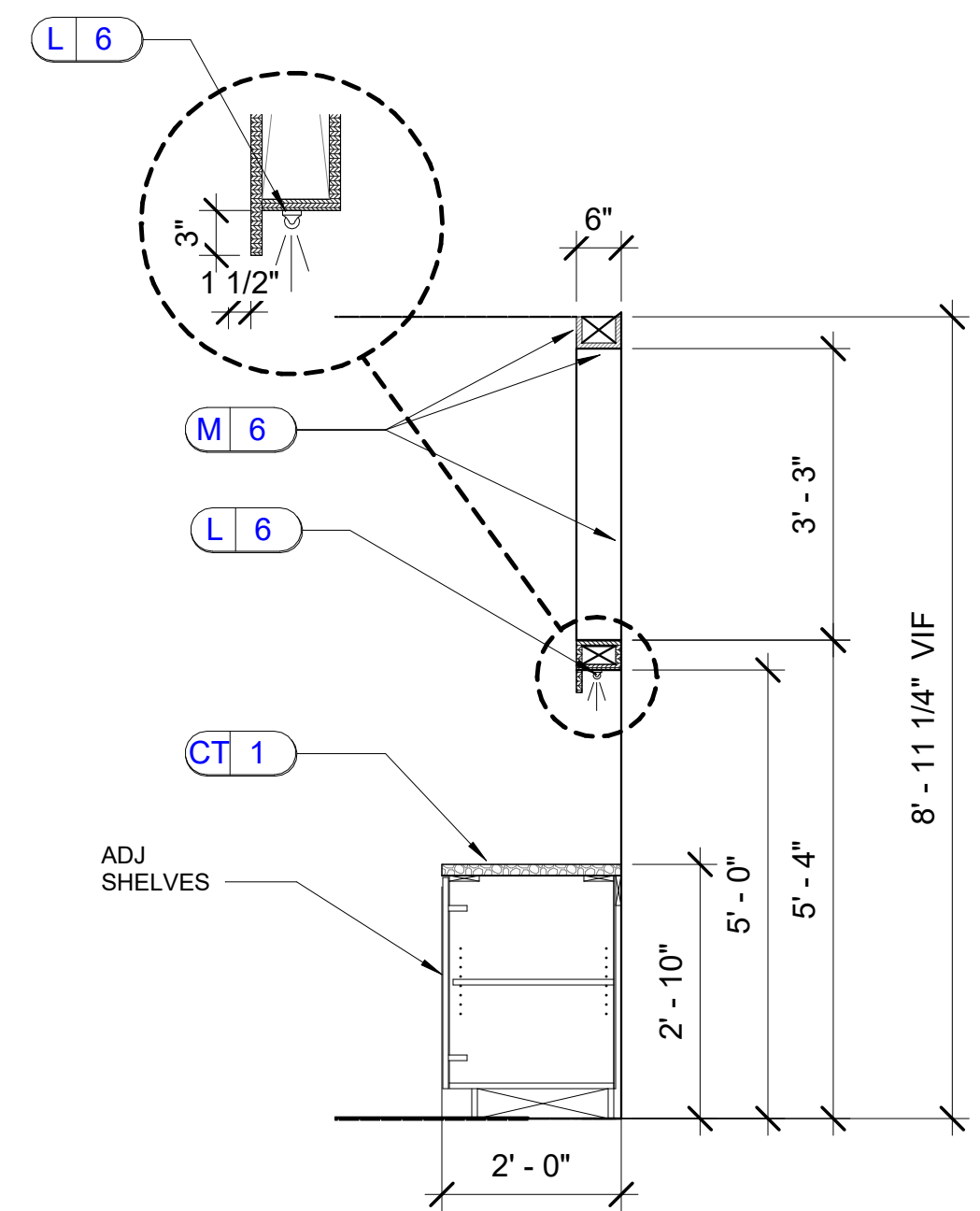
C2 SKY DECK
 ID.602
 SCALE: 1/2" = 1'-0"
 NOTE: 1. ALL TRIM TO BE PAINTED P2.
 2. WALL TO BE SMOOTH FINISH.
 3. MITER ALL EDGES OF M6.



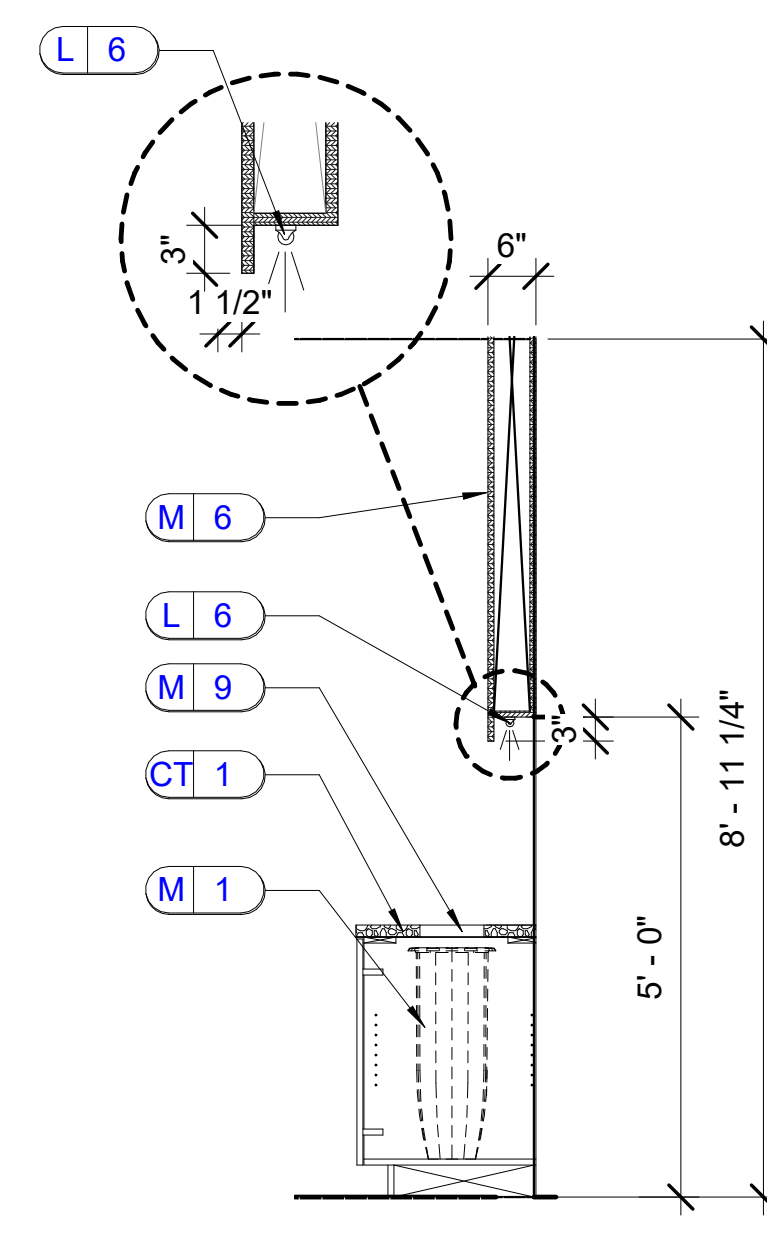
C2.1 SECTION
 ID.602
 SCALE: 1/2" = 1'-0"



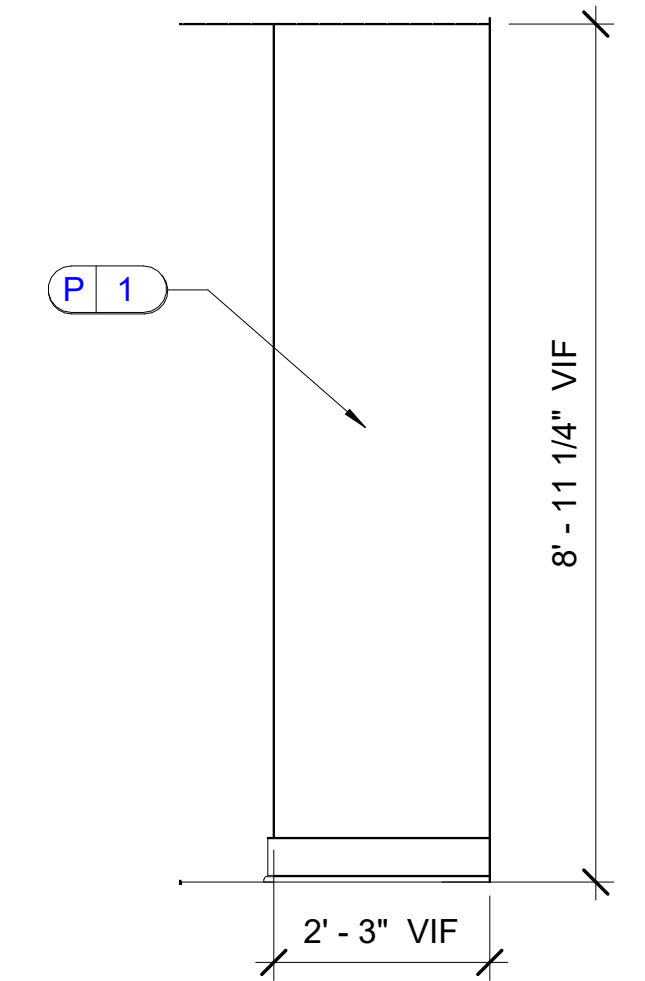
C2.2 SECTION
 ID.602
 SCALE: 1/2" = 1'-0"



C2.3 SECTION
 ID.602
 SCALE: 1/2" = 1'-0"

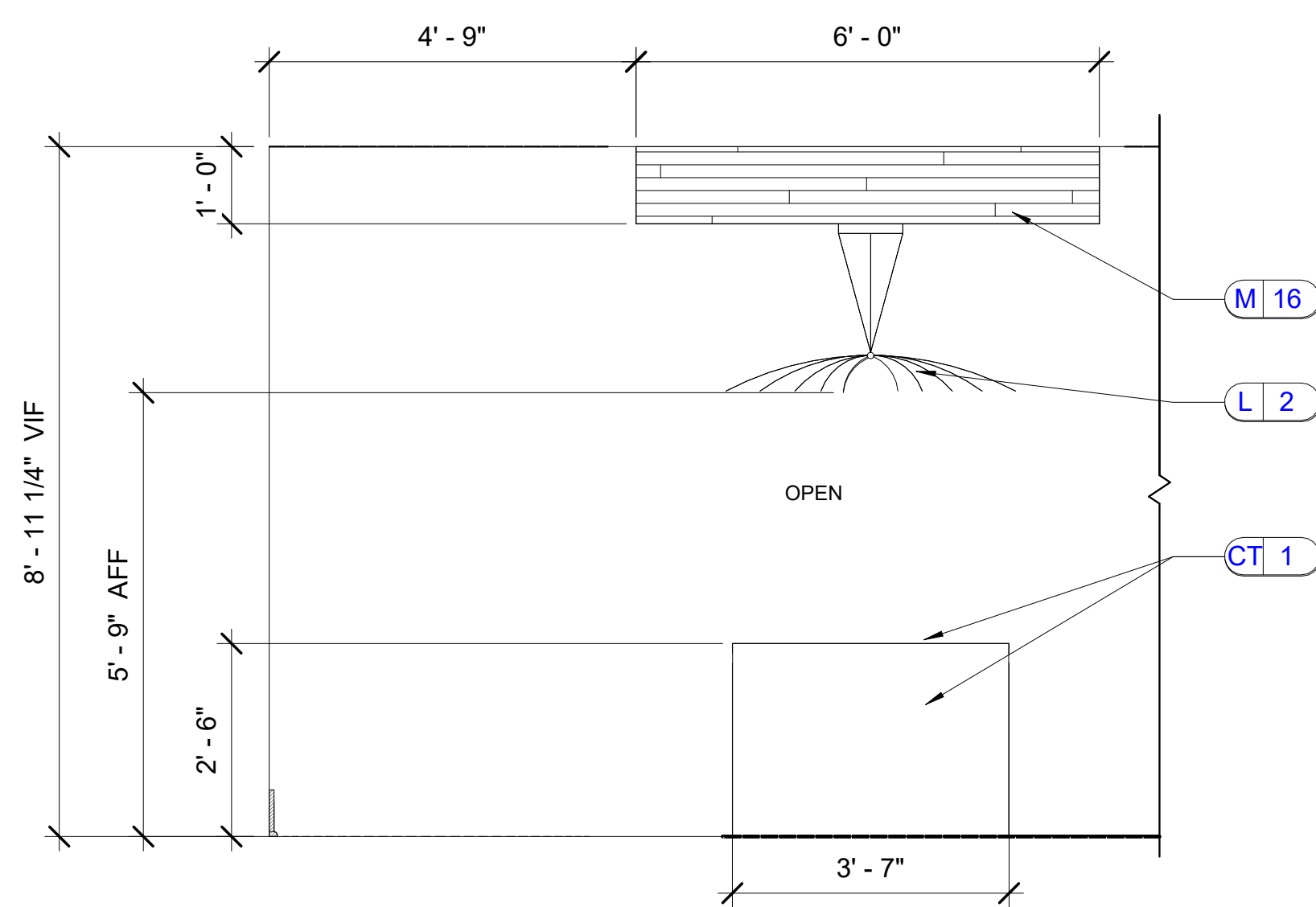


C2.4 SECTION
 ID.602
 SCALE: 1/2" = 1'-0"



C2.5 SECTION
 ID.602
 SCALE: 1/2" = 1'-0"

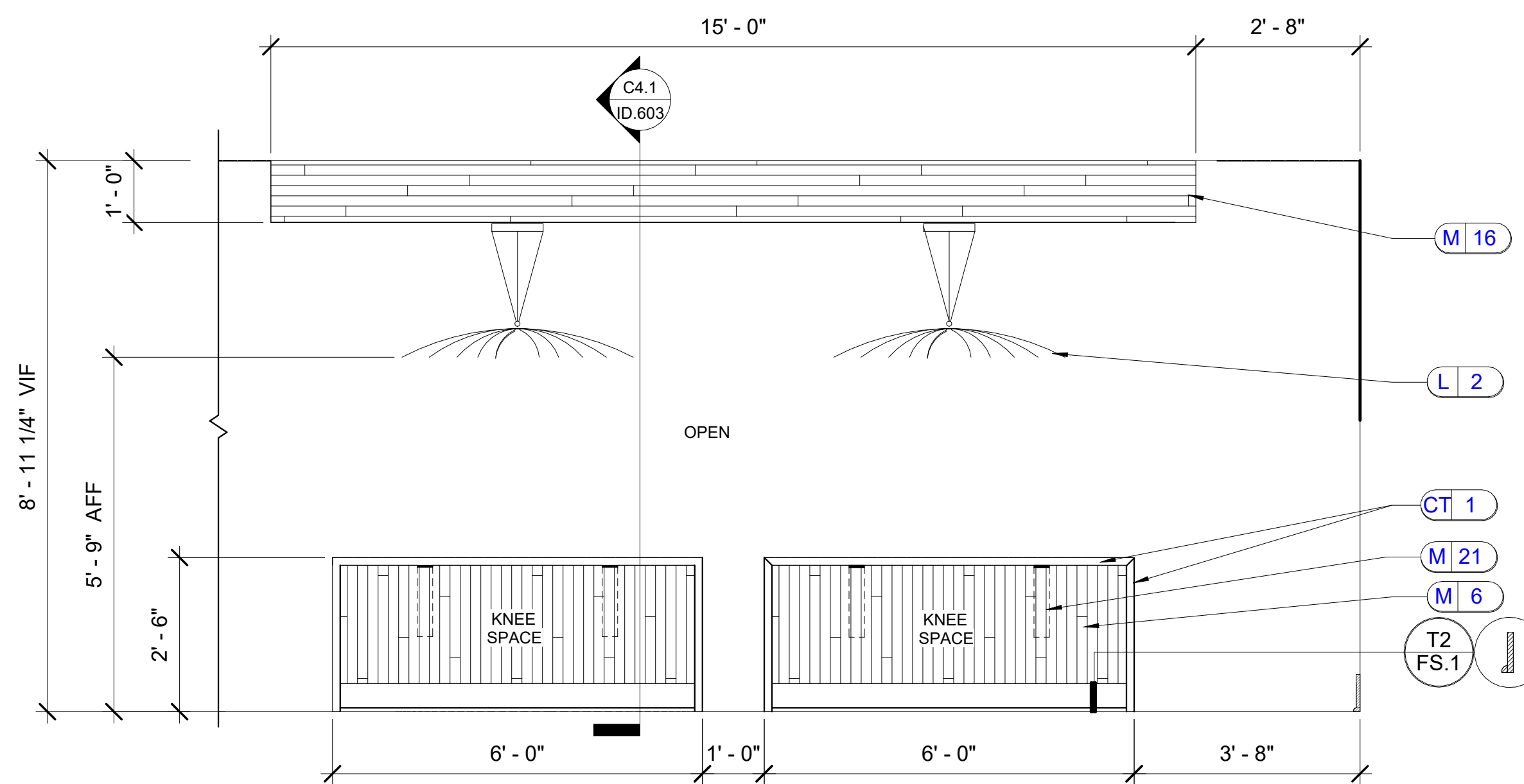
Autodesk Docs://The Mark - Tallahassee/22593-BLDG D-PLAN.R22.rvt
 8/28/2023 1:17:21 PM



C3 SKY DECK
ID.603

SCALE: 1/2" = 1'-0"

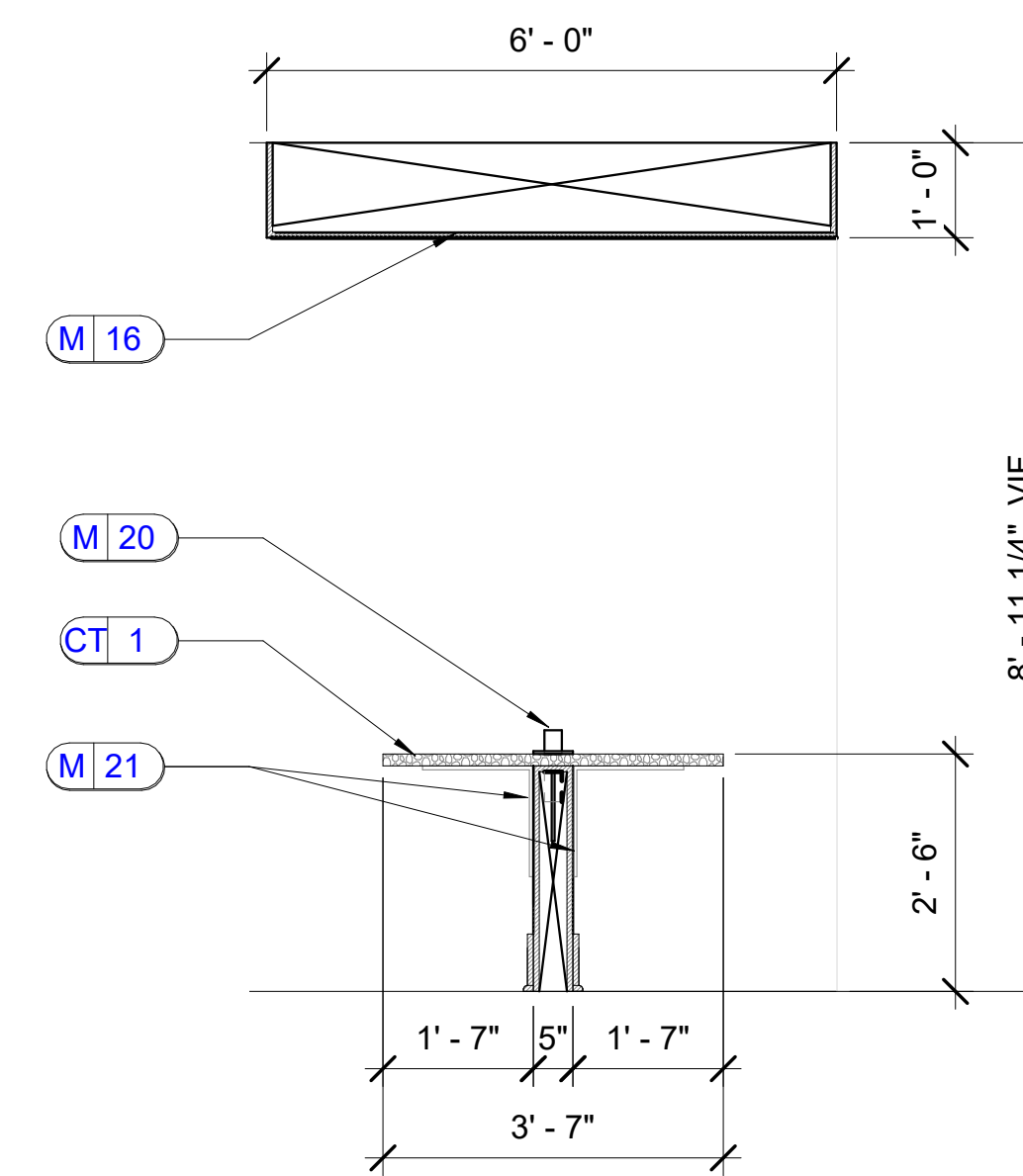
NOTE: 1. REFER TO ID.201 FOR LIGHTING LOCATIONS.
2. OPPOSITE SIDE IS MIRROR IMAGE.



C4 SKY DECK
ID.603

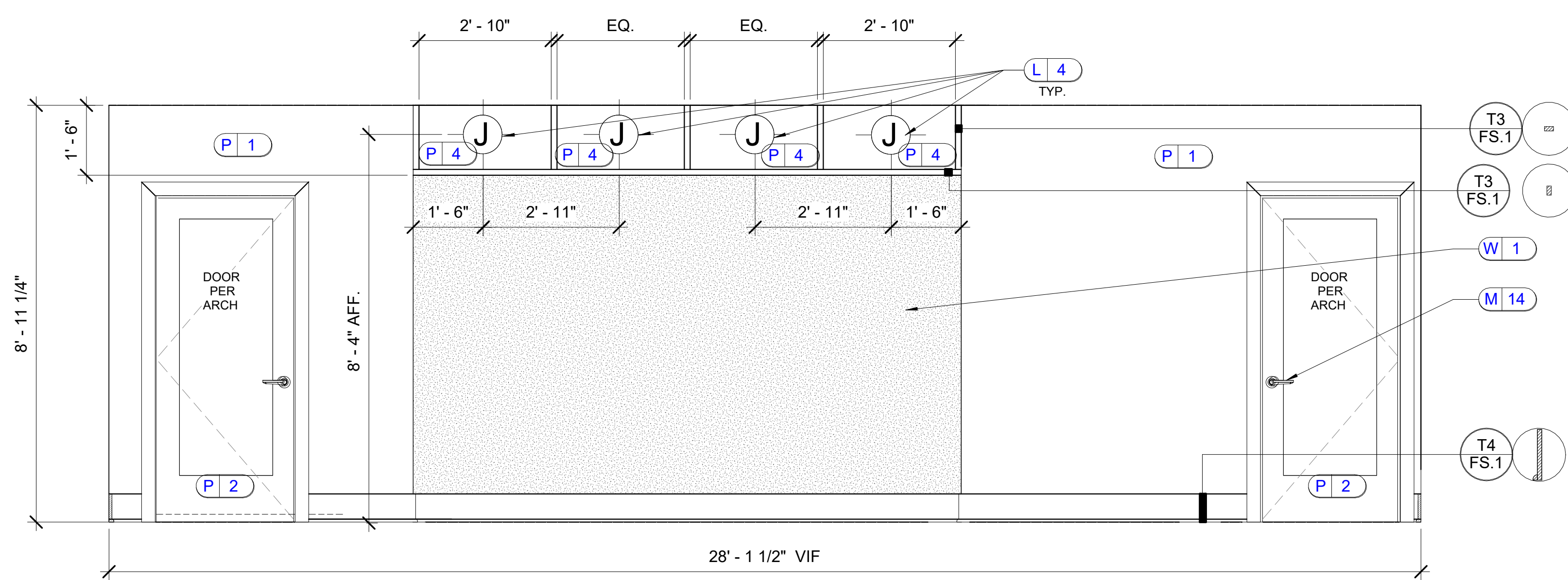
SCALE: 1/2" = 1'-0"

NOTE: 1. ALL TRIM TO BE PAINTED P2.
2. REFER TO ID.201 FOR LIGHTING LOCATIONS.
3. OPPOSITE SIDE IS MIRROR IMAGE.
4. USE HIDDEN SUPPORT BRACKET M21 FOR SUPPORT AS NEEDED, MUST BE INSTALLED PRIOR TO INSTALLATION OF DRYWALL AND WITH REQUIRED BLOCKING.
5. MITER ALL EDGES OF M16.



C4.1 SECTION
ID.603

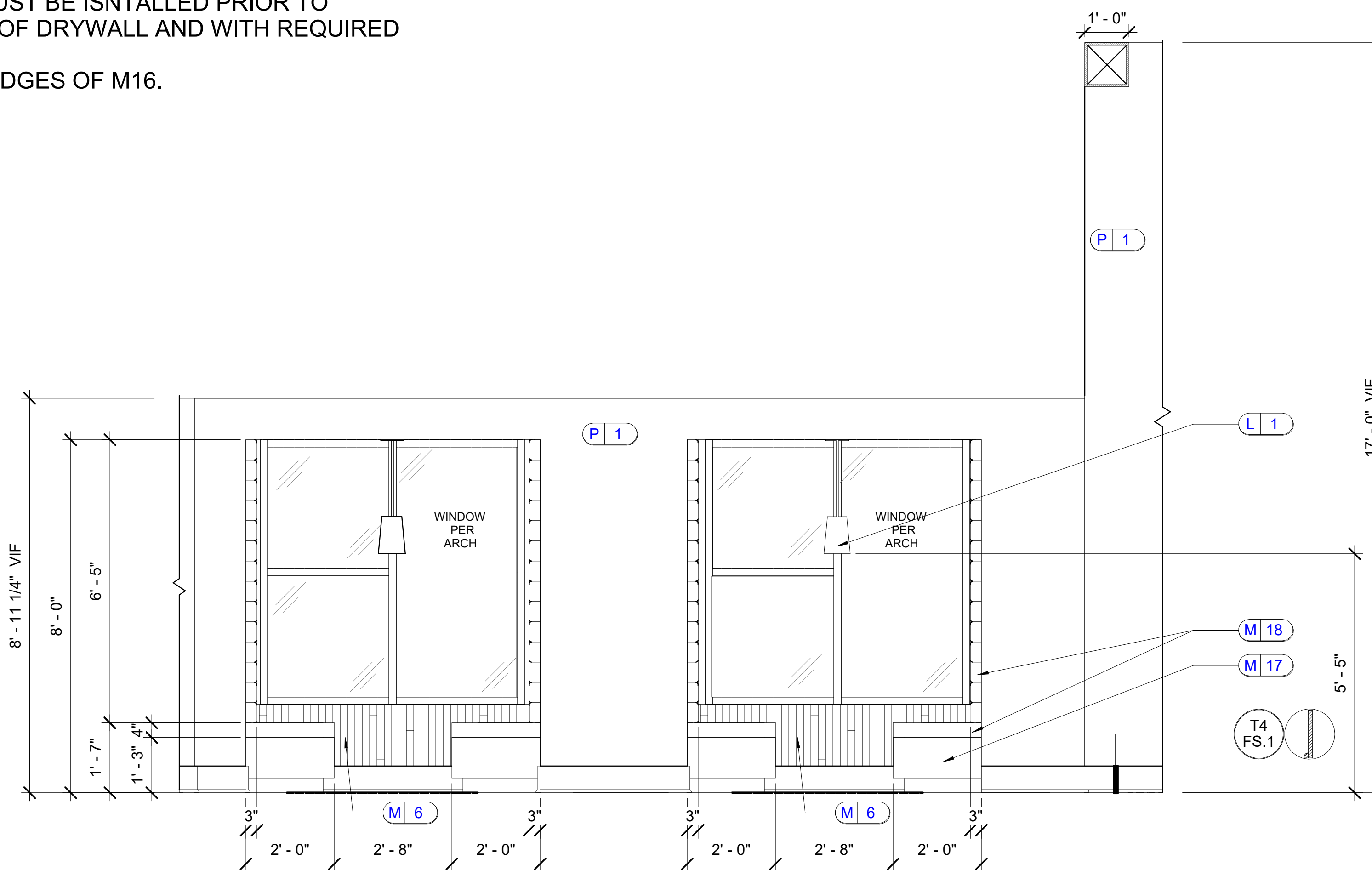
SCALE: 1/2" = 1'-0"



C5 SKY DECK
ID.603

SCALE: 1/2" = 1'-0"

NOTE: 1. ALL TRIM TO BE PAINTED P2 UNLESS OTHERWISE NOTED.
2. WALL TO BE SMOOTH FINISH.
3. T3/FS.1 TO BE PAINTED P4.



C6 SKY DECK
ID.603

SCALE: 1/2" = 1'-0"

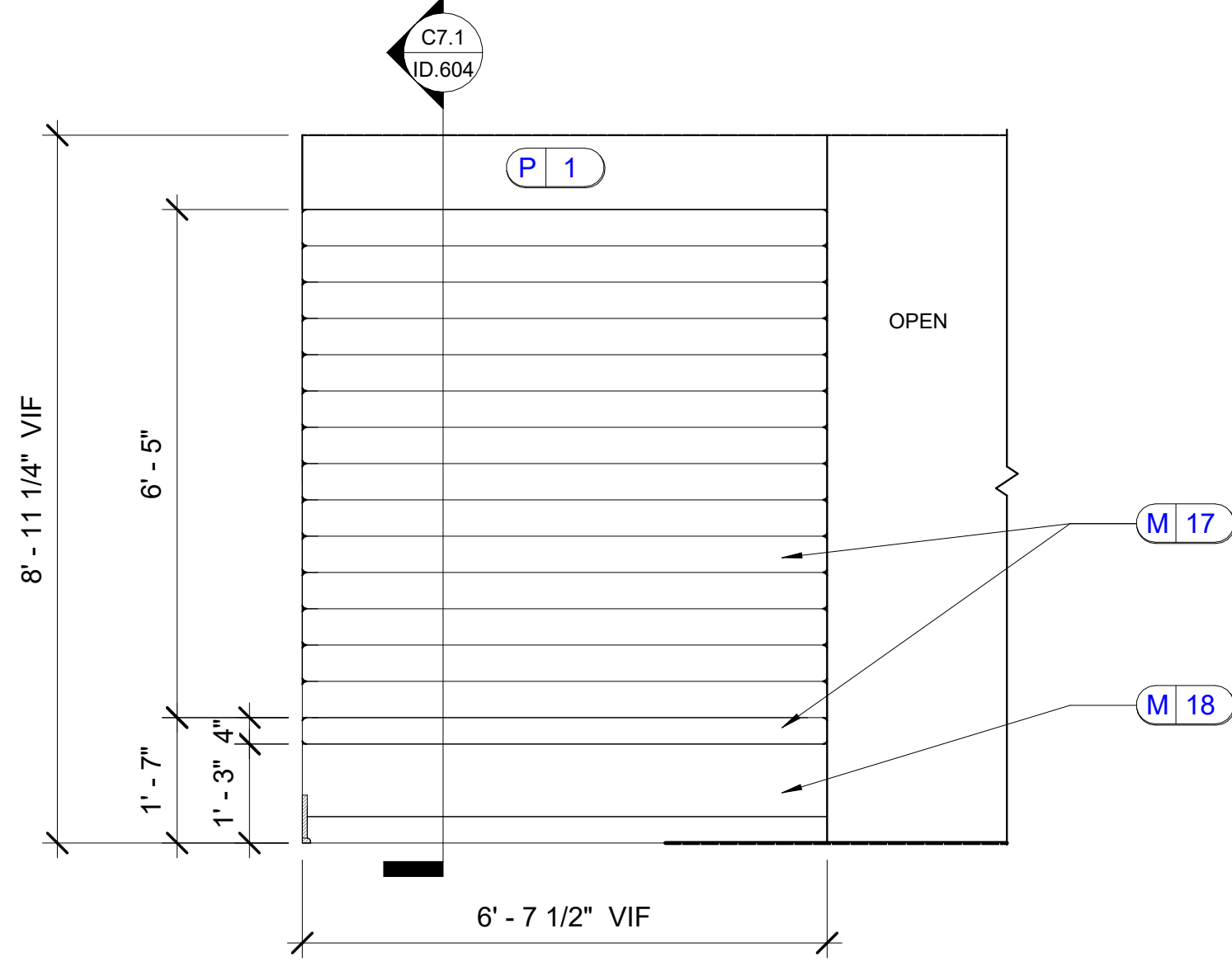
NOTE: 1. ALL TRIM TO BE PAINTED P2.
2. REFER TO ID.201 FOR LIGHTING LOCATIONS.

LEASING/ AMENITIES
MARK at TALLAHASSEE PHASE III, BLDG. D
TALLAHASSEE, FL
LANDMARK PROPERTIES

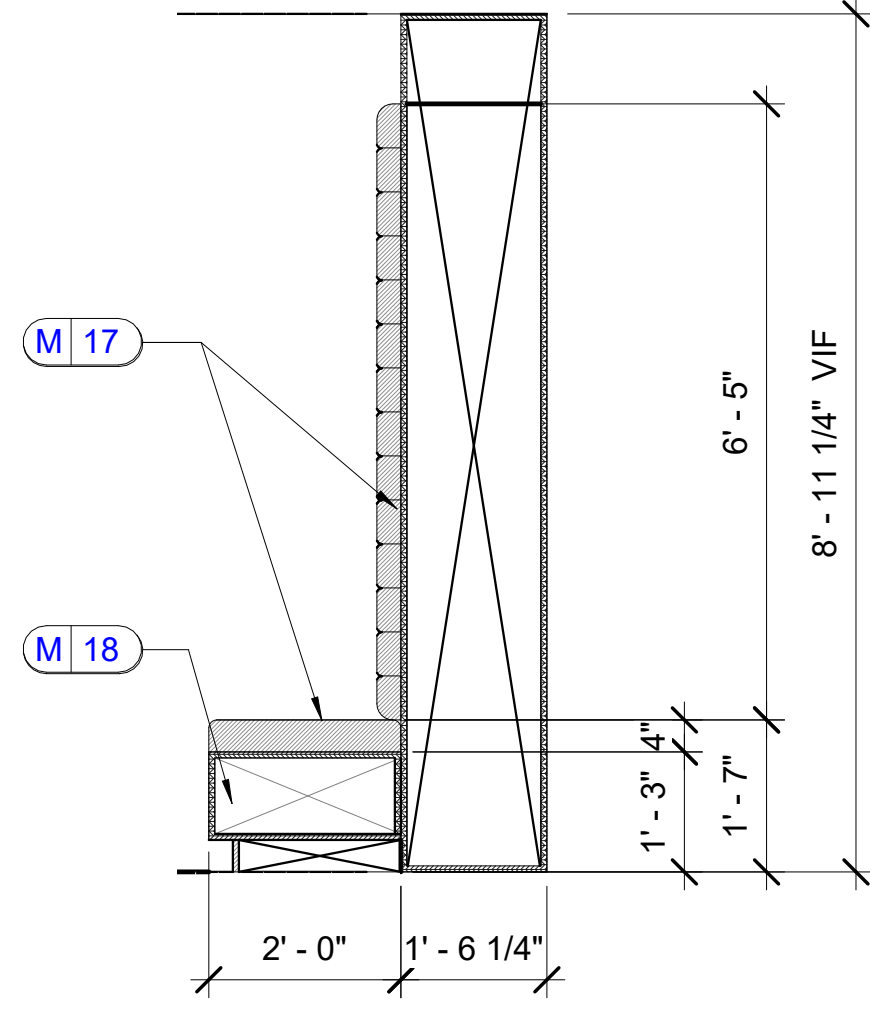
DR.	REV.	DATE	REMARK

RELEASED FOR CONSTRUCTION	BEGIN DATE:	05.18.23
	RELEASE DATE:	06.28.23
	DESIGNER:	JW
	CAD DESIGNER:	TP
	REVIEWED BY:	MG,JW,TP

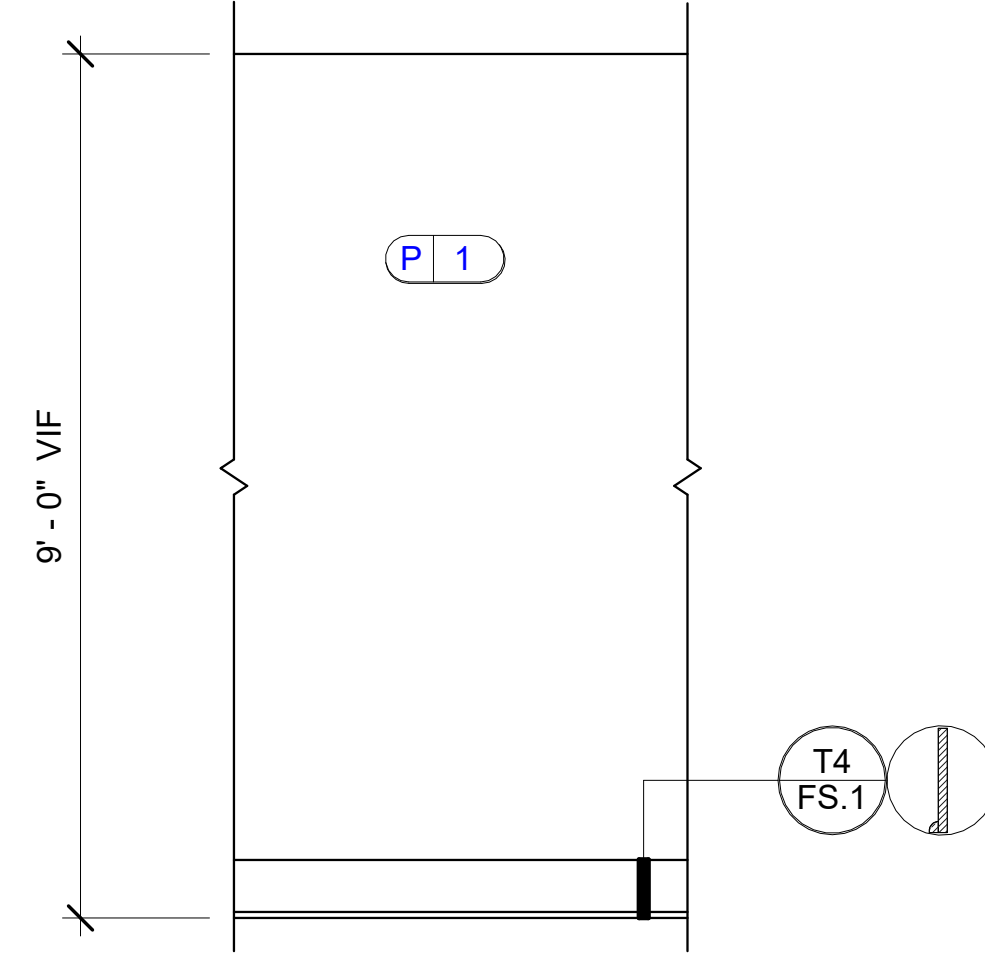
JOB # :	22593-D
TITLE:	INTERIOR ELEVATIONS AND DETAILS
SHEET:	ID.603



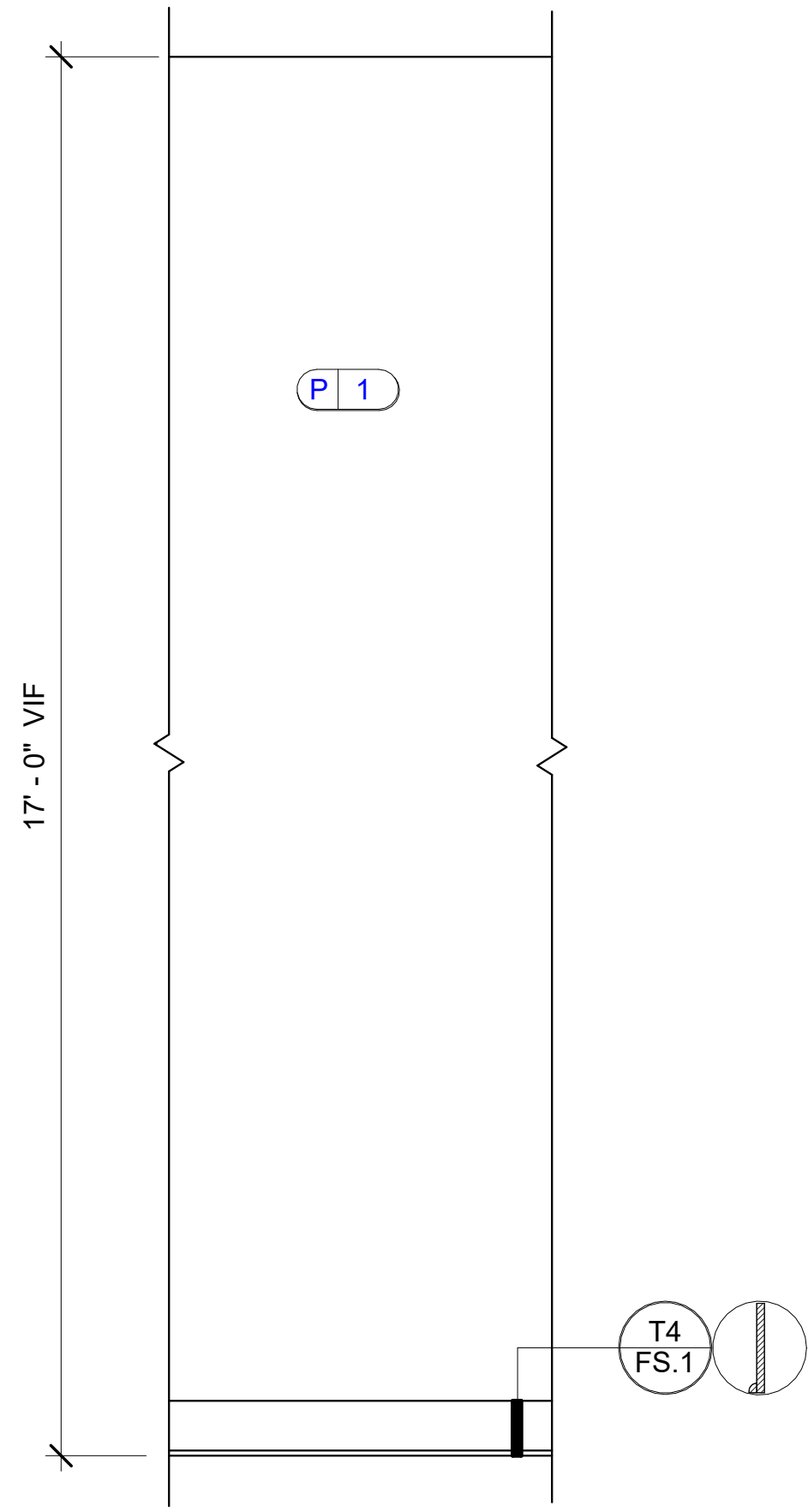
C7 BLDG. D SKY DECK
 ID.604
 SCALE: 1/2" = 1'-0"
 NOTE: 1. ALL TRIM TO BE PAINTED P2.
 2. OPPOSITE SIDE IS MIRROR IMAGE.



C7.1 SECTION
 ID.604
 SCALE: 1/2" = 1'-0"



C8 SKY DECK TYP.
 ID.604
 SCALE: 1/2" = 1'-0"
 NOTE: ALL TRIM TO BE PAINTED P2.



C9 SKY DECK TYP.
 ID.604
 SCALE: 1/2" = 1'-0"
 NOTE: ALL TRIM TO BE PAINTED P2.

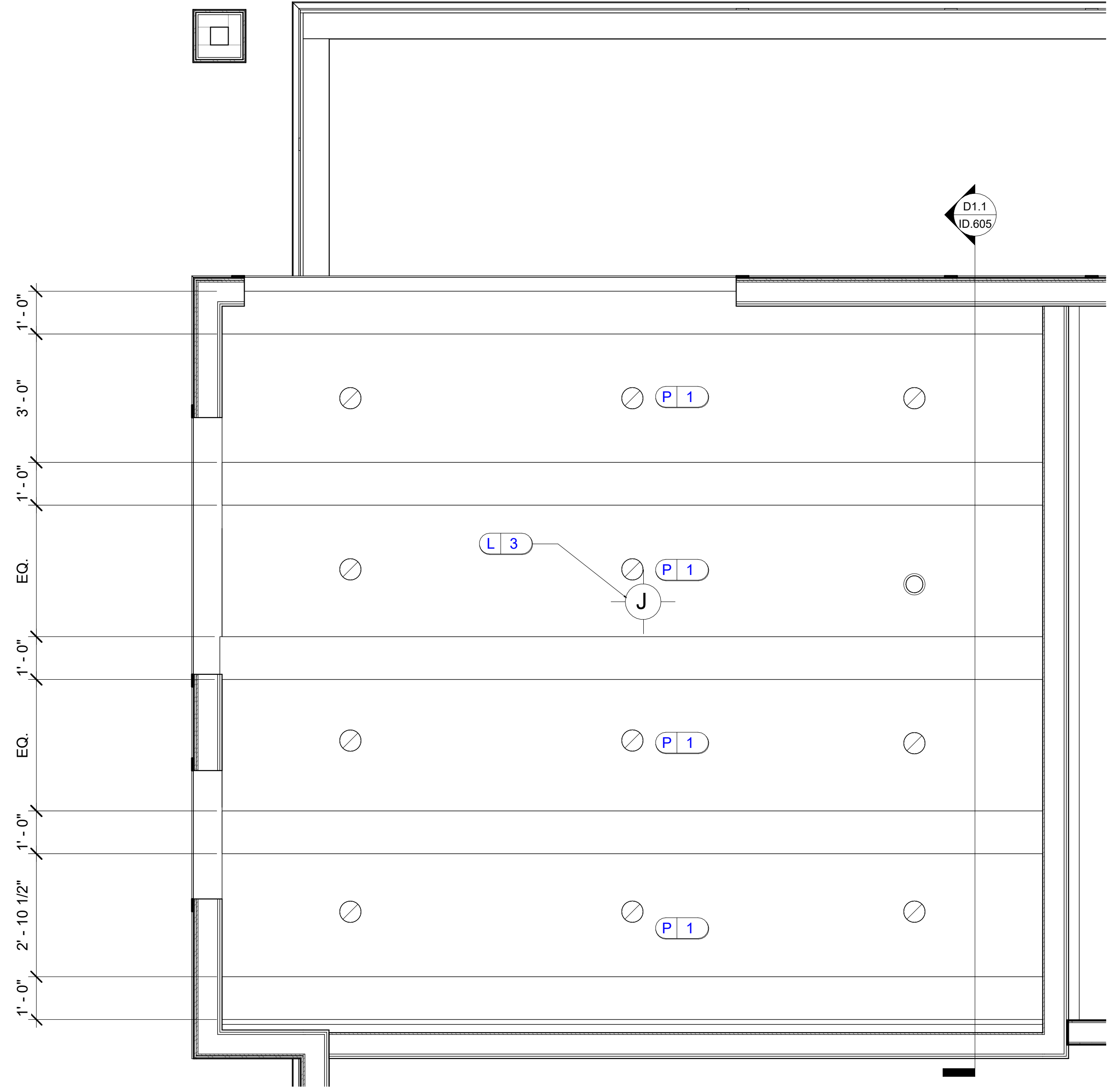
LEASING/ AMENITIES
MARK at TALLAHASSEE PHASE III, BLDG. D
TALLAHASSEE, FL
LANDMARK PROPERTIES

DESIGN ENVIRONMENTS
 DESIGN & LIFE
 Anna Swan (Design Coordinator) (San Francisco)
 Heather Haskins (Interior) (San Diego) (Baker House)
 This Drawing is the property of Design Environments and may not be reproduced or used without their written permission.

REVISIONS		DATE	REMARK	HRS

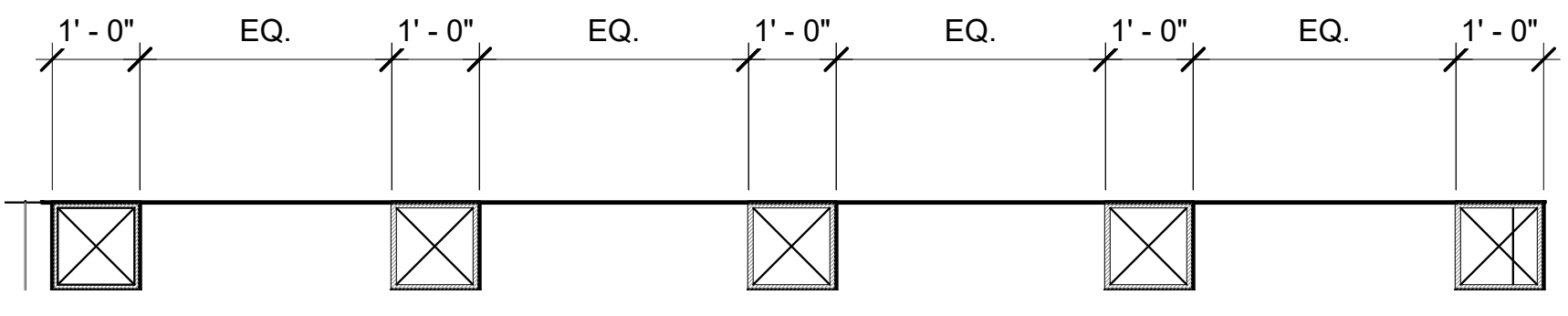
RELEASED FOR CONSTRUCTION	BEGIN DATE:	05.18.23
	RELEASE DATE:	06.28.23
	DESIGNER:	JW
	CAD DESIGNER:	TP
	REVIEWED BY:	MG,JW,TP

JOB # : 22593-D
TITLE: INTERIOR ELEVATIONS AND DETAILS
SHEET: ID.604



D1 SKY DECK CEILING DETAIL
 ID.605

SCALE: 1/2" = 1'-0"
 NOTE: 1. REFER TO ID.201 FOR LIGHTING LOCATIONS.
 2. MITER ALL EDGES OF M19.



D1.1 SECTION
 ID.605
 SCALE: 1/2" = 1'-0"

JOB # : 22593-D
 TITLE: INTERIOR ELEVATIONS AND DETAILS
 SHEET: ID.605

RELEASED FOR CONSTRUCTION
 BEGIN DATE: 05.18.23
 RELEASE DATE: 06.28.23
 DESIGNER: JW
 CAD DESIGNER: TP
 REVIEWED BY: MG,JW,TP


DR.	REV.	DATE	REMARK	HRS

LEASING/ AMENITIES
 MARK at TALLAHASSEE PHASE III, BLDG. D
 TALLAHASSEE, FL
 LANDMARK PROPERTIES

DESIGN ENVIRONMENTS
 DESIGN & LIFE
 Anna Rosen (Design Coordinator) San Francisco
 Heather Haskins (Lead Party) Intellectual Space (NY) (Baker Housing)
 This Drawing is the property of Design Environments and may not be reproduced or used without their written permission.

1X6
PER BUILDER
STOCK
3/4" X 5 1/2"
PAINT GRADE

RB-127
RANDALL BROTHERS
SHOE MOULD
1/2" X 3/4"
PAINT GRADE



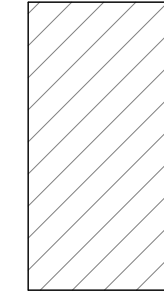
T1
FS.1 **MOULDING PROFILE**
SCALE: 12" = 1'-0"

1X4
PER BUILDER
STOCK
3/4" X 3 1/2"
PAINT GRADE



T2
FS.1 **MOULDING PROFILE**
SCALE: 12" = 1'-0"


1X2
PER BUILDER
STOCK
3/4" X 1 1/2"
PAINT GRADE



T3
FS.1 **MOULDING PROFILE**
SCALE: 12" = 1'-0"

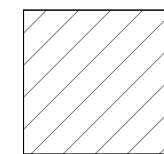
1X8
PER BUILDER
STOCK
3/4" X 7 1/4"
PAINT GRADE

RB-127
RANDALL BROTHERS
SHOE MOULD
1/2" X 3/4"
PAINT GRADE



T4
FS.1 **MOULDING PROFILE**
SCALE: 12" = 1'-0"

1X1
PER BUILDER
STOCK
3/4" X 3/4"
PAINT GRADE



T5
FS.1 **MOULDING PROFILE**
SCALE: 12" = 1'-0"

LEASING/ AMENITIES
MARK at TALLAHASSEE PHASE III, BLDG. D
TALLAHASSEE, FL
LANDMARK PROPERTIES

REVISIONS			HR
DR.	REV.	DATE	REMARK

RELEASED FOR CONSTRUCTION	
BEGIN DATE:	05.18.23
RELEASE DATE:	06.28.23
DESIGNER:	JW
CAD DESIGNER:	TP
REVIEWED BY:	MG,JW,TP

JOB # :	22593-D
TITLE:	MOULDING PROFILES
SHEET:	FS.1

FINISH SCHEDULES

FLOORING SCHEDULE

ID	ROOM NAME	LOCATION	MATERIAL / FINISH	MANUFACTURER	SERIES / LINE	COLOR NUMBER / NAME	FIRE RATING	SPECIAL NOTES
F1	LOBBY & MAIL, PACKAGE, D SKY DECK	FLOORING	12" x 48" TILE	TRINITY TILE	EMBARK	NUT MATTE		GROUT: CUSTOM BUILDING PRODUCTS FUSION PRO: CONTACT: ELIZABETH CHAMBLEY.ECHAMBLEY@TRINITYSURFACES.COM, 770.856.5139
F2	BIKE, JAN	FLOORING	CONCRETE	PER BUILDER				
F3	BIKE	FLOORING TRANSITION	METAL TRANSITION STRIP	SCHLUTER	RENO-U	AE/ SATIN ANODIZED ALUMINUM		CONTACT: ELIZABETH CHAMBLEY.ECHAMBLEY@TRINITYSURFACES.COM, 770.856.5139

LIGHTING SCHEDULE

ID	ROOM NAME	LOCATION	MATERIAL / FINISH	MANUFACTURER	SERIES / LINE	COLOR NUMBER / NAME	FIRE RATING	SPECIAL NOTES
L1	SKY DECK	CEILING	PENDANT	VISUAL COMFORT & CO	HASTINGS	S 5646HAB-BLK/HAND-RUBBED ANTIQUE BRASS		LOCATE BOTTOM OF FIXTURE AT: CONTACT MANUFACTURER FOR BULB RECOMMENDATION CONTACT CATHLEEN SMITH AT CSMITH@VISUALCOMFORT.COM
L2	SKY DECK	CEILING	CHANDELIER	CURREY & COMPANY	LONGAVILLE	9000-0731 BLACK		LOCATE BOTTOM OF FIXTURE AT: CONTACT MANUFACTURER FOR BULB RECOMMENDATION CONTACT LISA MCWILLIAMS AT NOVDSLCC@GMAIL.COM
L3	SKY DECK	CEILING	CHANDELIER					
L4	SKY DECK	WALL	WALL SCONCE	CURREY & COMPANY	QUADRATO	5900-0038/ BRONZE		LOCATE JUNCTION BOX AT: CONTACT MANUFACTURER FOR BULB RECOMMENDATION CONTACT LISA MCWILLIAMS AT NOVDSLCC@GMAIL.COM
L5	TYPICAL	CEILING	RECESSED CANS	PER ELECTRICAL PROVIDER		BAFFLE:WHITE RIM: WHITE		4" DIAMETER
L6	SKY DECK	BUILT-IN	LED ROPE LIGHTING	LUMILUM	120V LED STRIP LIGHTS - WARM WHITE (22700K) HARDWARED	# HDL2410-I22420-16W/ WARM WHITE		DO NOT SUBSTITUTE HARDWIRED LED ROPE LIGHT. SECURE IN U CHANENNEL SOLD SPERATELY.

COUNTERTOP SCHEDULE

ID	ROOM NAME	LOCATION	MATERIAL / FINISH	MANUFACTURER	SERIES / LINE	COLOR NUMBER / NAME	FIRE RATING	SPECIAL NOTES
CT1	ELEVATOR LOBBY, CLUBROOM,	COUNTER TOP	QUARTZ	CAMBRIA	SIGNATURE SERIES	VAIL VILLAGE		THICKNESS: 2CM, 3CM, CONTACT: SUSAN CRONIN AT CMBRIAUSA.COM
CT2	SKY DECK	PAINT/ SEMI- GLOSS	QUARTZ	CAMBRIA	SIGNATURE SERIES	MINNESOTA SNOW		THICKNESS: 2CM, 3CM, CONTACT: SUSAN CRONIN AT CMBRIAUSA.COM

WALLPAPER SCHEDULE

ID	ROOM NAME	LOCATION	MATERIAL / FINISH	MANUFACTURER	SERIES / LINE	COLOR NUMBER / NAME	FIRE RATING	SPECIAL NOTES
W1	SKY DECK	WALL	WOOD WALLCOVERING	INNOVATIONS USA	ORIGAMI	ORI17/ FOSSIL	ASTM E84-CLASS A	CONTACT MICHELE HATFIELD AT MHATFIELD@INNOVATIONSUS.COM
W2	LOBBY & MAIL	WALL	MURAL	SEE PRESENTAION FOR EK SELECTION				

PAINT SCHEDULE

ID	ROOM NAME	LOCATION	MATERIAL / FINISH	MANUFACTURER	SERIES / LINE	COLOR NUMBER / NAME	FIRE RATING	SPECIAL NOTES
P1	TYPICAL	WALL, CEILING	PAINT/ FLAT	SHERWIN WILLIAMS	PROMAR 200 ZERO VOC INTERIOR LATEX	SW7668/ MARCH WIND		ALL VENTS TO BE PAINTED THE WALL/ CEILING COLOR IN WHICH THEY ARE LOCATED.
P2	TYPICAL	TRIM	PAINT/ SEMI- GLOSS	SHERWIN WILLIAMS	PROMAR 200 ZERO VOC INTERIOR LATEX	SW9166/DRIFT OF MIST		ALL VENTS TO BE PAINTED THE WALL/ CEILING COLOR IN WHICH THEY ARE LOCATED.
P3	SKY DECK	CEILING BEAM	PAINT/ FLAT	SHERWIN WILLIAMS	PROMAR 200 ZERO VOC INTERIOR LATEX	SW 7019 GUANTLET GRAY		ALL VENTS TO BE PAINTED THE WALL/ CEILING COLOR IN WHICH THEY ARE LOCATED.
P4	SKY DECK	WALL AS SHOWM	PAINT/ FLAT	SHERWIN WILLIAMS	PROMAR 200 ZERO VOC INTERIOR LATEX	SW 2848 ROYCROFT PEWTER		ALL VENTS TO BE PAINTED THE WALL/ CEILING COLOR IN WHICH THEY ARE LOCATED.
P5	SKY DECK	TRIM	PAINT/ SEMI- GLOSS	SHERWIN WILLIAMS	PROMAR 200 ZERO VOC INTERIOR LATEX	SW 2848 ROYCROFT PEWTER		ALL VENTS TO BE PAINTED THE WALL/ CEILING COLOR IN WHICH THEY ARE LOCATED.
P6	MAIL	WALL AS SHOWN	PAINT/ FLAT	SHERWIN WILLIAMS	PROMAR 200 ZERO VOC INTERIOR LATEX	SW6214/ UNDERSEAS		ALL VENTS TO BE PAINTED THE WALL/ CEILING COLOR IN WHICH THEY ARE LOCATED.

DESIGN ENVIRONMENTS
Atlanta | Boston | Chicago | Greenville | San Francisco
 Hospitality | Institutional | Multi Family | Residential | Senior Living | Student Housing

**LEASING/ AMENITIES @
 TALLAHASSEE BLDG. D
 TALLAHASSEE, FL
 LANDMARK PROPERTIES**

REV.	DATE	DESCRIPTION
1		
2		
3		
4		
5		
6		
7		
8		
9		
10		

NOT RELEASED FOR CONSTRUCTION
 BEGIN DATE: 05/12/23
 RELEASE DATE: 06/20/23
 DESIGNER: JW
 CAD DESIGNER: TP
 REVIEWED BY: MG/JW/TP

JOB # : 2305-D
FINISH SCHEDULES
FS.2

FINISH SCHEDULES

MOULDING SCHEDULE

ID	ROOM NAME	LOCATION	MATERIAL / FINISH	MANUFACTURER	SERIES / LINE	TRIM TYPE	FIRE RATING	SPECIAL NOTES
T1	BIKE, HALLWAY, LOBBY, MAIL, PACKAGE	USED AS BASE ON HARD SURFACE FLOORING	PAINT GRADE	PER BUILDER, RANDALL BROTHERS	1X6, RB-127	STOCK BASE ASSEMBLY		
T2	HALLWAY, LOBBY, MAIL, SKY DECK	WALL AS SHOWN	PAINT GRADE	RANDALL BROTHERS	1X4	STOCK		
T3	BIKE, HALLWAY, LOBBY, MAIL, SKY DECK	WALL AS SHOWN	PAINT GRADE	RANDALL BROTHERS	1X2	STOCK		
T4	SKY DECK	USED AS BASE ON HARD SURFACE FLOORING	PAINT GRADE	PER BUILDER, RANDALL BROTHERS	1X8, RB-127	STOCK BASE ASSEMBLY		
T5	SKY DECK	CEILING AS SHOWM	STAIN GRADE	RANDALL BROTHERS	1X1	STOCK		

MISCELLANEOUS SCHEDULE

ID	ROOM NAME	LOCATION	MATERIAL / FINISH	MANUFACTURER	SERIES / LINE	COLOR NUMBER / NAME	FIRE RATING	SPECIAL NOTES
M1	TYPICAL	UNDERCOUNTER	TRASH CAN	PER BUILDER		BLACK		
M2	SKY DECK	COUNTERTOP	COFFEE MACHINE	BUNN	SURE IMMERSION 312	44400.0200 STAINLESS/ BLACK		CLIENT TO CONFIRM COFFEE MACHINE MEETS ADA REQUIREMENTS
M3	TYPICAL		TV	PER CLIENT				SIZES PER ELEVATIONS.
M4	TYPICAL	WALLS	RECESSED OUTLET	PER ELECTRICAL PROVIDER				
M5	SKY DECK	WALL	DUPLX WITH USB PORTS	LEGRAND OR EQUAL	RADIANT USB OUTLET	TM826USBW/ WHITE		UBUILD.COM
M6	SKY DECK	WALL	HARDWOOD	SPECIFIED SOLUTIONS	ARCHDALE	ARCHDALE OAK/AR2053EX		CONTACT: BARBARA DESMOND AT BARBARA@SPECIFIEDSOLUTIONS.COM
M7	SKY DECK	WALL	4X8 TERRACOTTA LOOK POLISHED CERAMIC TILE	TILEBAR	PARMA BRICK	WHITE		PATTERN: GROUT: CUSTOM BUILDINGS PRODUCTS FUSIONPRO CONTACT EMILY HATCH AT EHATCH@TILEBAR.COM
M8	SKY DECK	COUNTERTOP	COFFEE MACHINE TRASH HOLE	PER COUNTERTOP PROVIDER				POLISHED EDGE, SIZE AND LOCATION TO BE DETERMINED BY SPECS OF M7.
M9	SKY DECK	COUNTERTOP	8" TRASH HOLE	PER BUILDER				CUT INTO CT2
M10	SKY DECK	WALL	4" x 12" WALL TILE	ARCHITESSA	LAPIS SERIES	OASI INTENSO		PATTERN: STACK HORIZONTAL GROUT: NONE. CONTACT BRITTANY BUDJAKO AT BRITTANYB@ARCHITESSA.COM
M11	SKY DECK	WALL	4" x 12" WALL TILE	ARCHITESSA	LAPIS SERIES	BIANCO MAIOLICA		PATTERN: STACK HORIZONTAL GROUT: NONE. CONTACT BRITTANY BUDJAKO AT BRITTANYB@ARCHITESSA.COM
M12	SKY DECK	WALL	4" x 12" WALL TILE	ARCHITESSA	LAPIS SERIES	BRUNO DORATO		PATTERN: STACK HORIZONTAL GROUT: NONE. CONTACT BRITTANY BUDJAKO AT BRITTANYB@ARCHITESSA.COM
M13	SKY DECK	CABINETS	CABINET PULL	MISENO	5-5/16 INCH CENTER TO CENTER HANDEL-STYLE CABINET PULL	:MCPPZ629FB		MISENOUSA.COM
M14	TYPICAL	DOOR	DOOR HARDWARE	EMTEK	BADEN SERIES	MATTE BLACK US19/ 622		ARCHITECT TO CONFIRM THAT ALL DOOR HARDWARE MEETS APPLICABLE CODE REQUIREMENTS AND CLIENT PRIVACY REQUIREMENTS
M15	SKY DECK	CABINETS	CABINET/ WRAPPED IN LAMINATE	PER MILLWORK PROVIDER/ WILSONART	BLACK VELVET	15505		CONTACT CHRISTA PIROZZI AT CHRISTA.PIROZZI@WILSONART.COM
M16	SKY DECK	WALL, CEILING DROP	45.5X96 ACOUSTICAL FELT PANEL	SOLEBERG	MUTO PLANKT ACOUSTIC PANEL/ 45.5 X 96 PLANKT PANEL VN NOMINAL 4" VERTICAL PLANKS	NATURAL WALNUT	CLASS A ASTM-E84	CONTACT: MELISSA MONK AT MELISSA@MAPCONTRACT.COM
M17	SKY DECK	BANQUETTE	3/4" WOOD PANEL MADE INTO BANQUETTE BASE	PER MILLWORK PROVIDER/ WILSONART	BLACK VELVET	15505		MILLWORK PROVIDER TO CONTACT DESIGNER WHEN BASE IS INSTALLED WITH FINISH MATERIAL APPLIED. ***DESIGNER REQUIRES 6 WEEKS FROM DATE OF FIELD MEASUREMENT TO FABRICATE AND INSTALL CUSTOM CUSHIONS*** CONTACT: CHRISTA PIROZZI AT CHRISTA.PIROZZI@WILSONART.COM
M18	SKY DECK	BANQUETTE	SEAT AND BACK CUSHION	PER DESIGN ENVIRONMENTS				DEI TO PROVIDE AND INSTALL BANQUETTE SEAT AND BACK CUSHION. CONTACT DESIGNER TO COORDINATE MEASUREMENT FOR BANQUETTE CUSHION ONCE THE FRAME IS INSTALLED WITH FINISH MATERIAL. ***DESIGNER REQUIRES 6 WEEKS FROM DATE OF FIELD MEASUREMENT TO FABRICATE AND INSTALL CUSTOM CUSHIONS***
M19	SKY DECK	CEILING/ BUILT-IN	3/4" WOOD PANEL OR DRY WALL MADE INTO BEAMS/PAINTED	PER MILLWORK PROVIDER		PAINT P3		
M20	SKY DECK	COUNTERTOP	RETRACTABLE POWER GROMMET	MOCKETT	PCS64/2/USB - DUAL-SIDED ILLUMINATED POP-UP POWER GROMMET DOCK W/ USB	23-METALIC SILVER		USE M15 CORD MANAGEMENTAS NEEDED TO CONCEAL ELECTRICAL CORDS: WWW.MOCKETT.COM
M21	LOBBY	UNDER COUNTERTOP	HIDDEN COUNTERTOP SUPPORT BRACKETS	OUTWATER	CSB20-NJ-CRS	COLD ROLLED STEEL		HIDDEN COUNTERTOP BRACKETS TO BE INSTALLED PRIOR TO DRYWALL INSTALLATION
M22	LOBBY & MAIL	WALL	MAIL BOXES	PER ARCHITECT		BLACK		DESIGNER TO APPROVE PHYSICAL COLOR SAMPLE FROM VENDOR.
M23	BUILDING B BIKE	WALL AS SHOWN	LIGHTED SIGNAGE	NEON SIGN	ILLUSION NEON	HJ11614	ORANGE	CONTACT WEBSITE AT ILLUSIONNEON.COM
M24	BUILDING B BIKE	WALL AS SHOWN	LAMINATE	WILSONART		LOFT OAK 7968		CONTACT: CHRISTA PIROZZI AT CHRISTA.PIROZZI@WILSONART.COM
M25	BUILDING B BIKE	WALL AS SHOWN	BIKE RACKS	PER ARCHITECT				
M26	NOT USED							
M27	PACKAGE	WALL	3/4" WOOD PANEL/ SHELVING/ PAINT GRADE MAPLE	PER BUILDER		P2		

DESIGN ENVIRONMENTS
 Atlanta | Boston | Chicago | Greenville | San Francisco
 Houston | Indianapolis | Miami | New York | Phoenix
 Seattle | Tampa | Washington, DC
This Project's use of Design Environments and any reproduction or use without their written permission.

**LEASING/ AMENITIES @
 TALLAHASSEE BLDG. D
 TALLAHASSEE, FL
 LANDMARK PROPERTIES**

REV.	DATE	DESCRIPTION

NOT RELEASED FOR CONSTRUCTION
 BEGIN DATE: 05.10.23
 RELEASE DATE: 06.20.23
 DESIGNER: JW
 CAD DESIGNER: TP
 REVIEWED BY: MG/JW/TP

JOB # : 2305-D
 TITLE: FINISH SCHEDULES
 SHEET: FS.3